


### Features

- ◆ Rugged, compact metal case
- ◆ Screw terminal adaptor available for easy connection
- ◆ EN 50155 approval for railway applications
- ◆ Optional DIN-rail mounting kit
- ◆ Ultra wide 4:1 input voltage range
- ◆ Full load operation up to 60°C with convection cooling
- ◆ Undervoltage lockout
- ◆ Reverse input voltage protection
- ◆ Input protection filter
- ◆ 3-year product warranty



(Models pictured with chassis mount adaptor / optional heatsink)

The TEP-75WI Series is a family of isolated high performance DC/DC converter modules with ultra-wide 4:1 input voltage ranges which come in a rugged, sealed metal case. These converters are suitable for a wide range of applications, but the product is designed particularly also for industrial applications where often no PCB mounting is possible but the module has to be mounted on a chassis. Four threaded M3 inserts in the module makes chassis mount or attachment of a heatsink for optimal thermal management very simple. For easy connection there is also an unique adaptor available with screw terminals. A very high efficiency allows an operating temperature up to +60°C with natural convection cooling without power derating. Further features include output voltage trimming, Remote On/Off and under voltage lockout. The very wide input voltage range and reverse input voltage protection make these converters also an interesting solution for battery operated systems.

Models				
Order code*	Input voltage	Output voltage	Output current max.	Efficiency typ.
TEP 75-2411WI	9 – 36 VDC (24 VDC nominal)	5.0 VDC	15.0 A	88 %
TEP 75-2412WI		12 VDC	6.3 A	88 %
TEP 75-2413WI		15 VDC	5.0 A	88 %
TEP 75-2415WI		24 VDC	3.2 A	87 %
TEP 75-2416WI		28 VDC	2.7 A	87 %
TEP 75-2418WI		48 VDC	1.6 A	88 %
TEP 75-4811WI	18 – 75 VDC (48 VDC nominal)	5.0 VDC	15 A	90 %
TEP 75-4812WI		12 VDC	6.3 A	90 %
TEP 75-4813WI		15 VDC	5.0 A	89 %
TEP 75-4815WI		24 VDC	3.2 A	88 %
TEP 75-4816WI		28 VDC	2.7 A	88 %
TEP 75-4818WI		48 VDC	1.6 A	87 %
TEP 75-7211WI	43 – 160 VDC (72 VDC nominal)	5.0 VDC	15 A	91 %
TEP 75-7212WI		12 VDC	6.3 A	91 %
TEP 75-7213WI		15 VDC	5.0 A	91 %
TEP 75-7215WI		24 VDC	3.2 A	90 %
TEP 75-7216WI		28 VDC	2.7 A	90 %
TEP 75-7218WI		48 VDC	1.6 A	90 %
on demand	Models with 3.3 VDC / ~ 20 A Negative (passive = Off) Remote On/Off function (standard is passive = On)			

Options	
suffix <b>-CM</b>	Chassis mount models with screw terminal block, see page 5
suffix <b>-CMF</b>	Chassis mount models with screw terminal block and input filter to meet EN 555022 class A, see page 5
<b>TEP-HS1</b>	Heat-sink for standard version (incl. mounting screws and thermal pad), see page 4
<b>TEP-MK1</b>	Din-rail mounting kit for chassis mount models (incl. mounting screws), see page 6
<b>TCK-xxx</b>	Common mode chokes for filter proposals to meet EN55022 class A/B --> see <a href="#">application note</a>

## Input Specifications

Input current at no load	24 Vin; 5 – 15 VDC models: <b>185 mA typ.</b> 24 Vin; 24 – 48 VDC models: <b>85 mA typ.</b> 48 Vin; 5 – 15 VDC models: <b>90 mA typ.</b> 48 Vin; 24 – 48 VDC models: <b>50 mA typ.</b> 72 Vin; 5 – 15 VDC models: <b>40 mA typ.</b> 72 Vin; 24 – 48 VDC models: <b>25 mA typ.</b>
Input current at full load	24 Vin models: <b>3600 mA typ.</b> (see Note 1) 48 Vin models: <b>1800 mA typ.</b> 72 Vin models: <b>1350 mA typ.</b>
Start-up voltage / under voltage lockout	24 Vin models: <b>9 VDC / 7.5 VDC (or lower)</b> 48 Vin models: <b>18 VDC / 16 VDC (or lower)</b> 72 Vin models: <b>43 VDC / 36 VDC (or lower)</b>
Surge voltage (100 msec. max.)	24 Vin models: <b>50 V max.</b> 48 Vin models: <b>100 V max.</b> 72 Vin models: <b>185 V max.</b>
Conducted noise	– with option <b>-CMF</b> – for PCB mount version <b>EN 55022 class A, FCC part 15, level A</b> See application note for to meet EN 55022 class A or B
ESD (electrostatic discharge)	<b>EN 61000-4-2, air ±8 kV, contact ±6 kV, perf. criteria A</b>
Radiated immunity	<b>EN 61000-4-3, 10 V/m, perf. criteria A</b>
Fast transient / Surge (with external input capacitor)	<b>EN 61000-4-4, ±2 kV, perf. criteria A</b> <b>EN 61000-4-5, ±1 kV perf. criteria A</b> Nippon chemi-con KY 200 µF, 100V, ESR 48 mOhm Ruby-con BXF series, 100µF/250V capacitor included
Conducted immunity	<b>EN 61000-4-6, 10 Vrms, perf. criteria A</b>
Reverse voltage protection	<b>parallel diode</b> (external input fuse required)
Recommended input fuse (slow blow)	24 Vin models: <b>10 A</b> 48 Vin models: <b>5 A</b> 72 Vin models: <b>3.15 A</b>

## Output Specifications

Voltage set accuracy	<b>±1 %</b>
Output voltage adjustment	<b>+10 % / -20 % by external resistor</b> see application note:
Regulation	– Input variation Vin min. to Vin max. <b>0.1 % max.</b> – Load variation (0 – 100 %) 5 – 15 VDC models: <b>0.1 % max.</b> 24 – 48 VDC models: <b>0.1 % max.</b>
Temperature coefficient	<b>±0.02 %/K</b>
Minimum load	<b>not required</b>

### Note 1:

For 24 VDC input voltage models an input capacitor 4.7µF/50V X7R MLCC or 68µF/100V, 110mOhm Nippon chemi-con KY series is recommended for a reliable supply of the pulse current. Capacitor is already include with chassis mount option **-CM** and **-CMF**

## Output Specifications

Remote sense		10 % max. of Vout nom. (trim up value to subtract)
Ripple and noise (20 MHz Bandwidth)	5 VDC models: 12 & 15 VDC models: 24 & 28 VDC models: 48 VDC models:	75 mVpk-pk max. 100 mVpk-pk max. 200 mVpk-pk max. 300 mVpk-pk max.
Start up time (nominal Vin and constant resistive load)	72VDC input: Others:	60 ms typ. (at power On or remote On) 25 ms typ. (at power On or remote On)
Transient response (25 % load step change)		200 µs typ.
Output current limitation	72VDC input: Others:	at 150 % of Iout max. at 110 – 140 % of Iout max.
Over voltage protection		at 115 – 130 % of Vout nom.
Short circuit protection		indefinite, automatic recovery.
Capacitive load	5 VDC models: 12 VDC models: 15 VDC models: 24 VDC models: 28 VDC models: 48 VDC models:	30'000 µF max. 5'250 µF max. 3'330 µF max. 1'330 µF max. 960 µF max. 330 µF max.

## General Specifications

Temperature ranges	– Operating – Case temperature – Storage	–40°C to +75°C +105°C max. –55°C to +125°C
Thermal impedance	– without Heatsink – with Heatsink	6.7°C/W 4.7°C/W
Derating		see <a href="#">application note</a>
Over temperature protection		at +115°C
Thermal shock, mechanical shock & vibration	– Test conditions	EN 61373, MIL-STD-810F <a href="http://www.tracopower.com/products/mil810.pdf">www.tracopower.com/products/mil810.pdf</a>
Humidity (non condensing)		95 % rel H max.
Reliability, calculated MTBF (MIL-HDBK-217F, at +25°C, ground benign)		75'000 h
Isolation voltage (60sec.)	– Input/Output – Input/Case	2'250 VDC (basic insulation) 1'500 VDC
Isolation capacitance	– Input/Output	2500 pF max.
Isolation resistance	– Input/Output (500 VDC)	>1 GOhm min.
Switching frequency		300 kHz typ. (puls width modulation)
Safety standards		UL 60950-1, IEC/EN 60950-1, EN50155
Safety approvals	– UL/cUL – Railway	<a href="http://www.ul.com">www.ul.com</a> -> certifications -> File e188913 <a href="http://www.tracopower.com/products/tep-50155.rar">www.tracopower.com/products/tep-50155.rar</a>
Remote On/Off	– positive logic (standard)  – negative logic (optional on demand)  – Off idle current:	– On: 3 to 12 VDC or open circuit – Off: 0 to 1.2 VDC or short circuit pin 1 and 3 – On: 0 to 1.2 VDC or short circuit pin 1 and 3 – Off: 3 to 12 VDC or open circuit 3 mA
Environmental compliance	– Reach – RoHS	<a href="http://www.tracopower.com/products/tep75wi-reach.pdf">www.tracopower.com/products/tep75wi-reach.pdf</a> RoHS directive 2011/65/EU

**Application note:** [www.tracopower.com/products/tep75wi-application.pdf](http://www.tracopower.com/products/tep75wi-application.pdf)

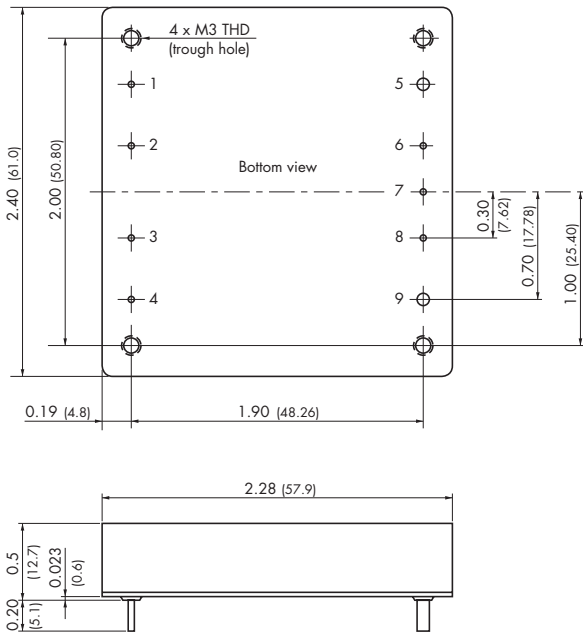
All specifications valid at nominal input voltage, full load and +25°C after warm-up time unless otherwise stated.

**General Specifications**

Casing material	24, 48VDC input: metal 72VDC input: aluminium base-plate with plastic case
Potting material	silicone (UL94V-0 rated)
Base material	24, 48VDC input: FR4

**Dimensions**

TEP 75 module



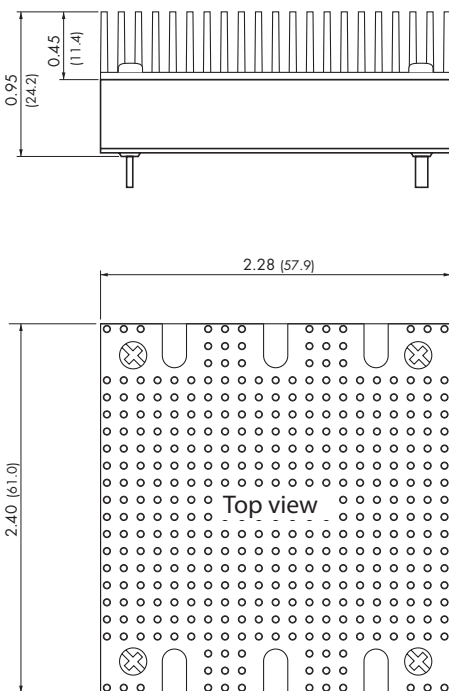
Pin-Out	
Pin	
1	- Vin
2	Case
3	Remote On/Off
4	+ Vin
5	- Vout
6	- Sense*
7	Trim
8	+ Sense*
9	+ Vout

Weight: 97g (3.42 oz)

Pin diameter pin 5 & 9: 0.08 (2.0)  
Pin diameter other pins: 0.04 (1.0)

\*Sense line to be connected to the output either at the module or at the load under regard of polarity.

**Option Heatsink**



Order code: **TEP-HS1**

Includes heatsink with thermal pad and mounting screws  
To order modules with mounted heatsink ask factory.

Weight: 135g (4.76 oz)  
(Heatsink + Converter)

Dimensions in Inch, ( ) = mm  
Tolerances ±0.02 (±0.5)  
Pin pitch tolerances ±0.01 (±0.25)  
Mounting hole pitch tolerances ±0.01 (±0.25)


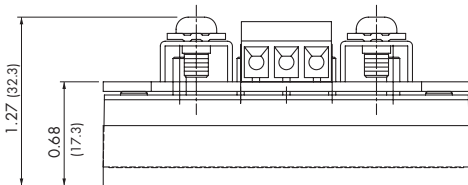
**Option Chassis Mount**

TEP 75 module with chassis mount adaptor (suffix -CM or -CMF)

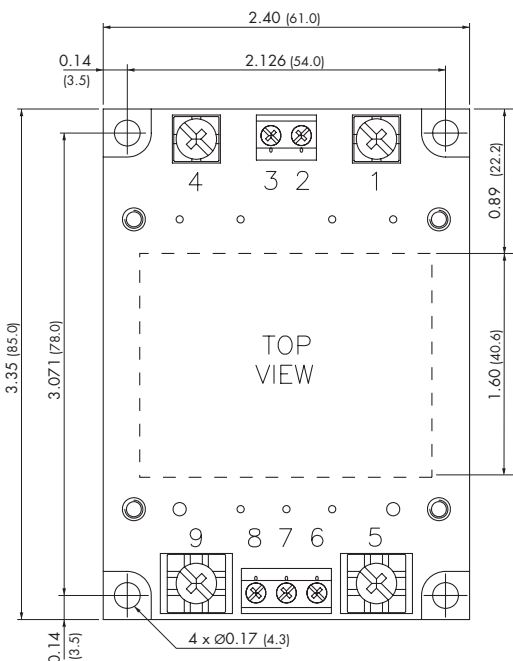

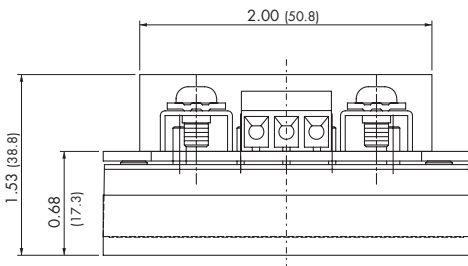
For easy chassis mounting the converter modules can be supplied with an adaptor option consisting of a screw terminal connection board (soldered to converter pins) and a chassis mount adaptor.

In addition this Chassis mount option is available with an EMI-filter (see EMI specification)

Suffix **-CM**: Chassis mount adaptor



Suffix **-CMF**: Chassis mount adaptor with EMI filter



Please note that adaptors cannot be ordered as separate items but are factory assembled.

**Connection**

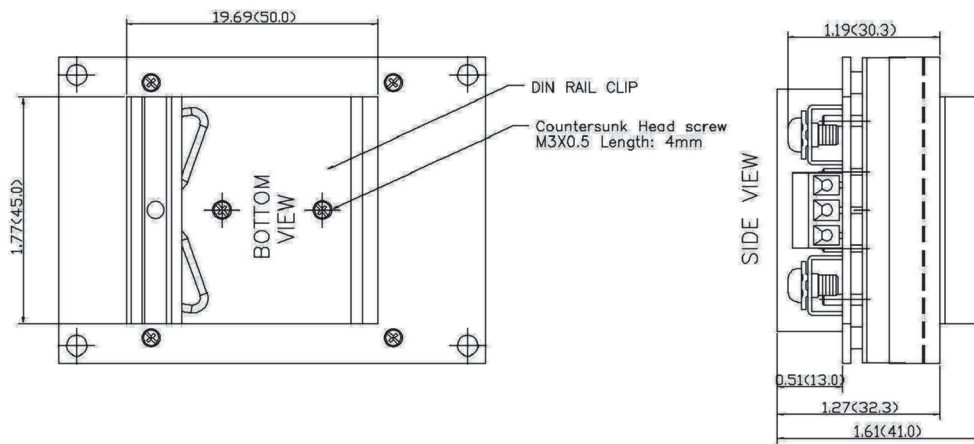
Pin	Connection
1	- Vin
2	Case
3	Remote On/Off
4	+ Vin
5	- Vout
6	- Sense*
7	Trim
8	+ Sense*
9	+ Vout

\*Sense line to be connected to the output either at the module or at the load under regard of polarity.

Dimensions in Inch, ( ) = mm  
Tolerances  $\pm 0.02$  ( $\pm 0.5$ )  
Mounting hole pitch tolerances  $\pm 0.01$  ( $\pm 0.25$ )

Weight: -CM 196 g (6.91 oz)  
Weight: -CMF 238 g (8.39 oz)

**Option DIN-Rail Clip**



Order code: **TEP-MK1**

Includes DIN-rail clip and mounting screws.

To order modules with mounted DIN-rail clip ask factory.



Компания «ЭлектроПласт» предлагает заключение долгосрочных отношений при поставках импортных электронных компонентов на взаимовыгодных условиях!

Наши преимущества:

- Оперативные поставки широкого спектра электронных компонентов отечественного и импортного производства напрямую от производителей и с крупнейших мировых складов;
- Поставка более 17-ти миллионов наименований электронных компонентов;
- Поставка сложных, дефицитных, либо снятых с производства позиций;
- Оперативные сроки поставки под заказ (от 5 рабочих дней);
- Экспресс доставка в любую точку России;
- Техническая поддержка проекта, помощь в подборе аналогов, поставка прототипов;
- Система менеджмента качества сертифицирована по Международному стандарту ISO 9001;
- Лицензия ФСБ на осуществление работ с использованием сведений, составляющих государственную тайну;
- Поставка специализированных компонентов (Xilinx, Altera, Analog Devices, Intersil, Interpoint, Microsemi, Aeroflex, Peregrine, Syfer, Eurofarad, Texas Instrument, Miteq, Cobham, E2V, MA-COM, Hittite, Mini-Circuits, General Dynamics и др.);

Помимо этого, одним из направлений компании «ЭлектроПласт» является направление «Источники питания». Мы предлагаем Вам помощь Конструкторского отдела:

- Подбор оптимального решения, техническое обоснование при выборе компонента;
- Подбор аналогов;
- Консультации по применению компонента;
- Поставка образцов и прототипов;
- Техническая поддержка проекта;
- Защита от снятия компонента с производства.



#### Как с нами связаться

**Телефон:** 8 (812) 309 58 32 (многоканальный)

**Факс:** 8 (812) 320-02-42

**Электронная почта:** [org@eplast1.ru](mailto:org@eplast1.ru)

**Адрес:** 198099, г. Санкт-Петербург, ул. Калинина, дом 2, корпус 4, литера А.