

DC/DC converter, with protective coating - QUINT-PS/24DC/24DC/ 5/CO - 2320542

Please be informed that the data shown in this PDF Document is generated from our Online Catalog. Please find the complete data in the user's documentation. Our General Terms of Use for Downloads are valid (<http://phoenixcontact.com/download>)



Primary-switched QUINT DC/DC converter for DIN rail mounting with SFB (Selective Fuse Breaking) Technology, with protective coating, input: 24 V DC, output: 24 V DC/5 A

Product description

QUINT DC/DC converter with maximum functionality

DC/DC converters alter the voltage level, regenerate the voltage at the end of long cables or enable the creation of independent supply systems by means of electrical isolation.

QUINT DC/DC converters magnetically and therefore quickly trip circuit breakers with six times the nominal current, for selective and therefore cost-effective system protection. The high level of system availability is additionally ensured, thanks to preventive function monitoring, as it reports critical operating states before errors occur.

Product Features

- ✓ Reliable starting of difficult loads, thanks to the static POWER BOOST power reserve with up to 125% nominal current permanently
- ✓ Preventive function monitoring indicates critical operating states before errors occur
- ✓ Constant voltage: output voltage regenerated even at the end of long cables
- ✓ Support conversion to various voltage levels
- ✓ Electrical isolation: for setting up independent supply systems
- ✓ Optimum protection with dip coating for 100 % humidity



Key commercial data

Packing unit	1 pc
Weight per Piece (excluding packing)	860.0 GRM
Custom tariff number	85044030
Country of origin	China

Technical data

Dimensions

DC/DC converter, with protective coating - QUINT-PS/24DC/24DC/ 5/CO - 2320542

Technical data

Dimensions

Width	32 mm
Height	130 mm
Depth	125 mm
Width with alternative assembly	122 mm
Height with alternative assembly	130 mm
Depth with alternative assembly	35 mm

Ambient conditions

Degree of protection	IP20
Ambient temperature (operation)	-25 °C ... 70 °C (> 60 °C derating, 2.5 %/K, startup at -40°C type-tested)
Ambient temperature (storage/transport)	-40 °C ... 85 °C
Max. permissible relative humidity (operation)	100 % (at 25 °C, non-condensing)
Noise immunity	EN 61000-6-2:2005

Input data

Nominal input voltage range	24 V DC
Input voltage range	18 V DC ... 32 V DC
Inrush surge current	< 15 A (typical)
Power failure bypass	> 10 ms (24 V DC)
Input fuse	15 A (internal (device protection))
Choice of suitable fuses	10 A ... 16 A (Characteristics B, C, D, K)
Type of protection	Transient surge protection
Protective circuit/component	Varistor

Output data

Nominal output voltage	24 V DC \pm 1 %
Setting range of the output voltage	18 V DC ... 29.5 V DC (> 24 V constant capacity)
Nominal output current	5 A (-25 °C ... 60 °C)
POWER BOOST	6.25 A (-25°C ... 40°C permanent, U _{OUT} = 24 V DC)
SFB technology current reserve	30 A (12 ms)
Derating	60 °C ... 70 °C (2.5%/K)
Connection in parallel	Yes, for redundancy and increased capacity
Connection in series	Yes
Max. capacitive load	Unlimited
Active current limitation	Approximately 7.2 A
Control deviation	< 1 % (change in load, static 10 % ... 90 %)
	< 2 % (change in load, dynamic 10 % ... 90 %)

DC/DC converter, with protective coating - QUINT-PS/24DC/24DC/ 5/CO - 2320542

Technical data

Output data

	< 0.1 % (change in input voltage ± 10 %)
Residual ripple	< 20 mV _{pp}
Output current	5 A (-25 °C ... 60 °C)
Peak switching voltages nominal load	< 10 mV _{pp} (20 MHz)
Maximum power dissipation NO-Load	2.4 W
Power loss nominal load max.	11.4 W

General

Net weight	0.7 kg
Efficiency	> 92 %
Insulation voltage input/output	1.5 kV (type test) 1 kV (routine test)
Protection class	III > 890000 h (40°C)
Mounting position	horizontal DIN rail NS 35, EN 60715
Assembly instructions	Alignable: 5 mm horizontally, 15 mm next to active components, 50 mm vertically
Electromagnetic compatibility	Conformance with EMC Directive 2004/108/EC
ATEX	# II 3 G Ex nA IIC T4 Gc TÜV 13 ATEX 114239X
IECEX	Ex nA IIC T4 Gc IECEX TUN 13.0025X
Standard – Electrical equipment of machines	EN 60204-1
Standard - Electrical safety	EN 60950-1/VDE 0805 (SELV)
Shipbuilding approval	Germanischer Lloyd (EMC 1)
Standard – Electronic equipment for use in electrical power installations and their assembly into electrical power installations	EN 50178/VDE 0160 (PELV)
Standard – Safety extra-low voltage	EN 60950-1 (SELV) EN 60204-1 (PELV)
Standard - Safe isolation	DIN VDE 0100-410
Rail applications	EN 50121-4
UL approvals	UL/C-UL listed UL 508 UL/C-UL Recognized UL 60950 UL ANSI/ISA-12.12.01 Class I, Division 2, Groups A, B, C, D (Hazardous Location)

Connection data, input

Connection method	Pluggable screw connection
-------------------	----------------------------

DC/DC converter, with protective coating - QUINT-PS/24DC/24DC/ 5/ CO - 2320542

Technical data

Connection data, input

Conductor cross section solid min.	0.2 mm ²
Conductor cross section solid max.	2.5 mm ²
Conductor cross section flexible min.	0.2 mm ²
Conductor cross section flexible max.	2.5 mm ²
Conductor cross section AWG min.	24
Conductor cross section AWG max.	12
Stripping length	8 mm
Screw thread	M3

Connection data, output

Connection method	Pluggable screw connection
Conductor cross section solid min.	0.2 mm ²
Conductor cross section solid max.	2.5 mm ²
Conductor cross section flexible min.	0.2 mm ²
Conductor cross section flexible max.	2.5 mm ²
Conductor cross section AWG min.	24
Conductor cross section AWG max.	12
Stripping length	7 mm
Screw thread	M3

Signaling

Output name	DC OK active
Output description	$U_{OUT} > 0.9 \times U_N$: High signal
Maximum inrush current	< 20 mA (short-circuit resistant)
Status display	"DC OK" LED green
Conductor cross section solid min.	0.2 mm ²
Conductor cross section solid max.	2.5 mm ²
Conductor cross section flexible min.	0.2 mm ²
Conductor cross section flexible max.	2.5 mm ²
Conductor cross section AWG min.	24
Conductor cross section AWG max.	12
Tightening torque, min	0.5 Nm
Tightening torque max	0.6 Nm
Screw thread	M3
Output name	POWER BOOST, active
Output description	$I_{OUT} < I_N$: High signal
Maximum inrush current	< 20 mA (short-circuit resistant)

DC/DC converter, with protective coating - QUINT-PS/24DC/24DC/ 5/CO - 2320542

Technical data

Signaling

Status display	"BOOST" LED yellow/ $I_{OUT} > I_N$: LED on
Output name	U_{IN} OK, active
Output description	$U_{IN} > 19.2$ V: High signal
Maximum inrush current	< 20 mA (short-circuit resistant)
Status display	LED " $U_{IN} < 19.2$ V" yellow/ $U_{IN} < 19.2$ V DC: LED on

Classifications

eCl@ss

eCl@ss 4.0	27250311
eCl@ss 4.1	27250311
eCl@ss 5.0	27242213
eCl@ss 5.1	27210901
eCl@ss 6.0	27210901
eCl@ss 7.0	27210901
eCl@ss 8.0	27210901

ETIM

ETIM 4.0	EC000599
ETIM 5.0	EC002046

UNSPSC

UNSPSC 6.01	30211502
UNSPSC 7.0901	39121004
UNSPSC 11	39121004
UNSPSC 12.01	39121004
UNSPSC 13.2	39121004

Approvals

Approvals

Approvals

UL Recognized / UL Listed / cUL Recognized / cUL Listed / cUL Recognized / UL Recognized / UL Listed / cUL Listed / GL / EAC / LR / RINA / NK / EAC / cULus Recognized / cULus Listed

DC/DC converter, with protective coating - QUINT-PS/24DC/24DC/ 5/ CO - 2320542


Approvals


Ex Approvals

UL Listed / cUL Listed / ATEX / UL Listed / cUL Listed / cULus Listed


Approvals submitted


Approval details


UL Recognized 


UL Listed 

cUL Recognized 

cUL Listed 

cUL Recognized 

UL Recognized 

UL Listed 

DC/DC converter, with protective coating - QUINT-PS/24DC/24DC/ 5/ CO - 2320542

Approvals

cUL Listed

GL

EAC

LR

RINA

NK

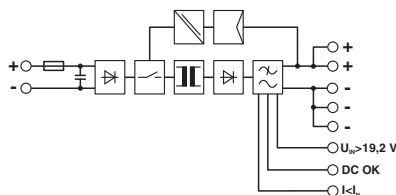
EAC

cULus Recognized

cULus Listed

Drawings

Block diagram





Компания «ЭлектроПласт» предлагает заключение долгосрочных отношений при поставках импортных электронных компонентов на взаимовыгодных условиях!

Наши преимущества:

- Оперативные поставки широкого спектра электронных компонентов отечественного и импортного производства напрямую от производителей и с крупнейших мировых складов;
- Поставка более 17-ти миллионов наименований электронных компонентов;
- Поставка сложных, дефицитных, либо снятых с производства позиций;
- Оперативные сроки поставки под заказ (от 5 рабочих дней);
- Экспресс доставка в любую точку России;
- Техническая поддержка проекта, помощь в подборе аналогов, поставка прототипов;
- Система менеджмента качества сертифицирована по Международному стандарту ISO 9001;
- Лицензия ФСБ на осуществление работ с использованием сведений, составляющих государственную тайну;
- Поставка специализированных компонентов (Xilinx, Altera, Analog Devices, Intersil, Interpoint, Microsemi, Aeroflex, Peregrine, Syfer, Eurofarad, Texas Instrument, Miteq, Cobham, E2V, MA-COM, Hittite, Mini-Circuits, General Dynamics и др.);

Помимо этого, одним из направлений компании «ЭлектроПласт» является направление «Источники питания». Мы предлагаем Вам помощь Конструкторского отдела:

- Подбор оптимального решения, техническое обоснование при выборе компонента;
- Подбор аналогов;
- Консультации по применению компонента;
- Поставка образцов и прототипов;
- Техническая поддержка проекта;
- Защита от снятия компонента с производства.



Как с нами связаться

Телефон: 8 (812) 309 58 32 (многоканальный)

Факс: 8 (812) 320-02-42

Электронная почта: org@eplast1.ru

Адрес: 198099, г. Санкт-Петербург, ул. Калинина, дом 2, корпус 4, литера А.