

DATA SHEET

Liquid Level Switches

Optomax Digital Series



FEATURES

- Liquid level switches that can detect almost any liquid type; oil or water based
- Choice of material; Polysulfone (standard) or Trogamid®
- Choice of threads



Housing/ Mounting <ul style="list-style-type: none">M10x1M12x11/4" NPT1/2"-20 UNF	Output Type / Logic <ul style="list-style-type: none">PUSH PULLHIGH IN AIR (1/0)LOW IN AIR (0/1)PWM	Supply Voltage <ul style="list-style-type: none">4.5 - 15.4 V VOLTAGE	Output Current <ul style="list-style-type: none">UP TO 100mA CURRENT	Temp <ul style="list-style-type: none">-25°C to +80°C TEMPERATURE-40°C to +125°C TEMPERATURE
---	---	--	---	--

BENEFITS

- Low power
- Low cost
- Compact design

TECHNICAL SPECIFICATIONS

Supply voltage (Vs)	4.5V _{DC} to 15.4V _{DC} or 4.5V _{DC} to 5.5V _{DC} (PWM output)
Supply current (Is)	2.5mA max. (Vs = 15.4V _{DC})
Output sink and source current (Iout)	100mA
Operating temperatures	Standard: -25°C to +80°C Extended: -40°C to +125°C
Storage temperatures	Standard: -30°C to +85°C Extended: -40°C to +125°C
Housing material ^{a, b}	Polysulfone or Trogamid®
Sensor termination	24AWG, 250mm PTFE wires, 8mm tinned

OUTPUT VALUES

Output Voltage^c (Vout): Iout = 100mA
Output High Vout = Vs - 1.5V max
Output Low Vout = 0V + 0.5V max

PWM
Duty cycle in air 25% ± 10%
Duty cycle in liquid 75% ± 10%
Frequency 2kHz ± 10%

Other sensor options available on request, email: technical@sstsensing.com

Need help? Ask the expert
Tel: + 44 (0)1236 459 020
and ask for "Technical"

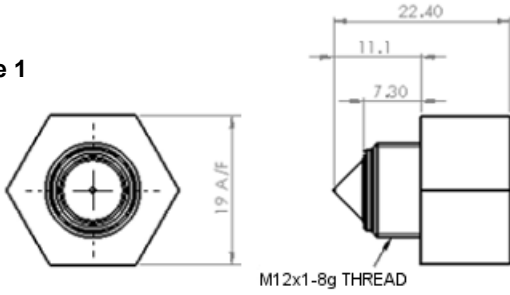


- Above +85°C, Trogamid is suitable for use in water based liquids. Oil based liquids can cause deformation of the sensing tip and must be tested for compatibility.
- Before use check that the fluid in which you wish to use these devices is compatible either with Polysulfone or Trogamid®.
- Voltages applicable to output value stated.

OUTLINE DRAWING

All dimensions shown in mm. Tolerances = ±1mm.

Type 1



Type 2



Type 3



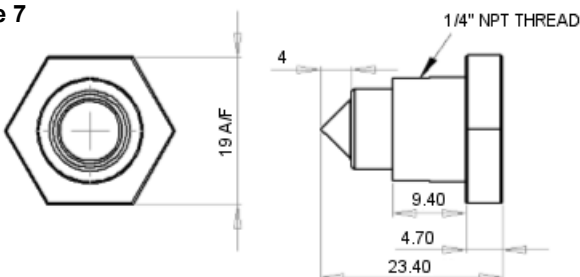
Type 5



Type 6



Type 7

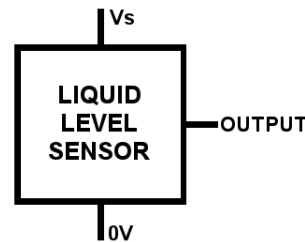


HOUSING SPECIFICATIONS

	Housing Series		
	Type 1	Type 2	Type 3
Thread	M12x1-8g ^d		
Pressure ^g	7 bar / 101 psi maximum		
Tightening Torque	1.5 Nm / 13.26 in-lbs maximum		

	Housing Series		
	Type 5	Type 6	Type 7
Thread	M10x1	1/2"-20 UNF ^e	1/4" NPT ^f
Pressure ^g	20 bar / 209 psi max.	7 bar / 101 psi maximum	
Tightening Torque	1.5 Nm / 13.26 in-lbs maximum		

ELECTRICAL INTERFACE



Wire	Designation
Red	Vs
Green	Output
Blue	0V



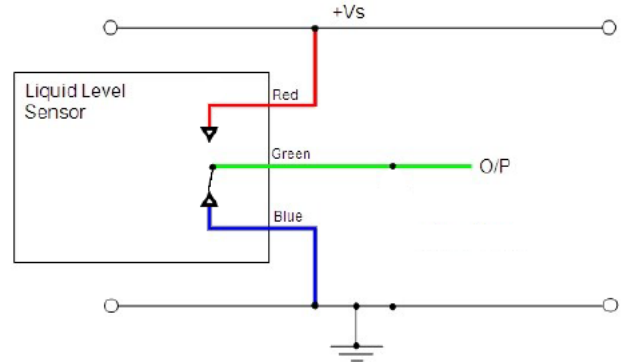
- d) Types 1, 2 and 3 can be sealed with washers and locknuts.
- e) Type 6 should be sealed with Parker 3-905 type o-ring.
- f) Type 7 should be sealed with PTFE tape.
- g) When correctly sealed.

In order to suit any application, these sensors have been designed with various output circuit configurations.

Digital Output High in Air



Digital Output Low in Air



CAUTION: Take care when connecting loads.

The minimum load impedance should not exceed $V_s/\text{max output current}$.

Note: Shorting the output to V_s or $0V$ will result in irreparable damage to the sensor.

 **ORDER INFORMATION**

Generate your specific part number using the convention shown opposite. Use only those letters and numbers that correspond to the sensor and output options you require — omit those you do not.

Sensor mounted from inside vessel

L L X X X 0 D 3 X

Housing Material	Housing Type	Operating Temp.	Output Logic
C Polysulfone	3 Type 3 M12x1-8g	0 -25 °C to +80°C	Blank Output High in air
T Trogamid®	5 Type 5 M10x1	1 -40 °C to +125°C	L Output Low in air
			P PWM output

Sensor mounted from outside vessel

L L X X X 0 D 3 X S H

Housing Material	Housing Type	Operating Temp.	Output Logic
C Polysulfone	1 Type 1 M12x1-8g	0 -25 °C to +80°C	Blank Output High in air
T Trogamid®	2 Type 2 M12x1-8g	1 -40 °C to +125°C	L Output Low in air
	6 Type 6 1/2"-20 UNF		P PWM output
	7 Type 7 1/4" NPT		

Notes:

- Type 3 and Type 5 sensors are mounted internally.
- Types 1, 2, 6 & 7 sensors are mounted externally.
- SH suffix applicable to Types 1, 2, 6 & 7 sensors only; omit from Type 3 and Type 5 sensor part numbers.

Please contact SST Sensing for details; email: technical@sstsensing.com

! CAUTION

Do not exceed maximum ratings and ensure sensor(s) are operated in accordance with their requirements.

Carefully follow all wiring instructions. Incorrect wiring can cause permanent damage to the device.

SST Sensing Ltd recommend using alcohol based cleaning agents. Do NOT use chlorinated solvents such as trichloroethane as these are likely to attack the sensor material.

Failure to comply with these instructions may result in product damage.

i INFORMATION

As customer applications are outside of SST Sensing Ltd.'s control, the information provided is given without legal responsibility. Customers should test under their own conditions to ensure that the equipment is suitable for their intended application. Before use, check that the fluid in which you wish to use these devices is compatible with Polysulfone or Trogamid®.

For technical assistance or advice, please email:
technical@sstsensing.com

General Note: SST Sensing Ltd. reserves the right to make changes to product specifications without notice or liability. All information is subject to SST Sensing Ltd.'s own data and considered accurate at time of going to print.



Компания «ЭлектроПласт» предлагает заключение долгосрочных отношений при поставках импортных электронных компонентов на взаимовыгодных условиях!

Наши преимущества:

- Оперативные поставки широкого спектра электронных компонентов отечественного и импортного производства напрямую от производителей и с крупнейших мировых складов;
- Поставка более 17-ти миллионов наименований электронных компонентов;
- Поставка сложных, дефицитных, либо снятых с производства позиций;
- Оперативные сроки поставки под заказ (от 5 рабочих дней);
- Экспресс доставка в любую точку России;
- Техническая поддержка проекта, помощь в подборе аналогов, поставка прототипов;
- Система менеджмента качества сертифицирована по Международному стандарту ISO 9001;
- Лицензия ФСБ на осуществление работ с использованием сведений, составляющих государственную тайну;
- Поставка специализированных компонентов (Xilinx, Altera, Analog Devices, Intersil, Interpoint, Microsemi, Aeroflex, Peregrine, Syfer, Eurofarad, Texas Instrument, Miteq, Cobham, E2V, MA-COM, Hittite, Mini-Circuits, General Dynamics и др.);

Помимо этого, одним из направлений компании «ЭлектроПласт» является направление «Источники питания». Мы предлагаем Вам помощь Конструкторского отдела:

- Подбор оптимального решения, техническое обоснование при выборе компонента;
- Подбор аналогов;
- Консультации по применению компонента;
- Поставка образцов и прототипов;
- Техническая поддержка проекта;
- Защита от снятия компонента с производства.



Как с нами связаться

Телефон: 8 (812) 309 58 32 (многоканальный)

Факс: 8 (812) 320-02-42

Электронная почта: org@eplast1.ru

Адрес: 198099, г. Санкт-Петербург, ул. Калинина, дом 2, корпус 4, литера А.