


Slim-Mox

Precision Thick Film Planar



APPLICATIONS

- HV power supplies
- Medical instrumentation
- Current pulse limiters
- Ionization chambers

FEATURES

- High dielectric & low out-gassing epoxy coating
- Low resistor noise
- Non inductive
- RoHS compliant
- Radial terminals

SERIES SPECIFICATIONS

| Ohmite Series | Resistance Range (Ohms) | Power @25°C | Max. Operating Voltage | Capacitance (pf) |
|---------------|-------------------------|-------------|------------------------|------------------|
| SLIM-MOX10003 | 100Ω to 500M | 0.25W | 1.5KV | 1.00 |
| SLIM-MOX10103 | 100Ω to 1,000M | 0.50W | 2.0KV | 1.00 |
| SLIM-MOX10203 | 200Ω to 5,000M | 1.00W | 5.0KV | 0.90 |
| SLIM-MOX10303 | 250Ω to 5,000M | 1.25W | 7.5KV | 0.75 |
| SLIM-MOX10403 | 500Ω to 5,000M | 1.50W | 10.0KV | 0.70 |
| SLIM-MOX10603 | 750Ω to 5,000M | 2.00W | 15.0KV | 0.65 |
| SLIM-MOX10803 | 1K to 5,000M | 2.50W | 20.0KV | 0.60 |
| SLIM-MOX20203 | 500Ω to 5,000M | 1.50W | 5.0KV | 1.10 |
| SLIM-MOX20403 | 1K to 5,000M | 2.00W | 10.0KV | 0.80 |
| SLIM-MOX20603 | 2K to 5,000M | 2.50W | 15.0KV | 0.75 |
| SLIM-MOX20803 | 2K to 5,000M | 3.00W | 20.0KV | 0.65 |
| SLIM-MOX21003 | 3K to 5,000M | 3.50W | 25.0KV | 0.60 |
| SLIM-MOX30603 | 3K to 5,000M | 3.50W | 15.0KV | 0.75 |
| SLIM-MOX30803 | 4K to 5,000M | 4.00W | 20.0KV | 0.50 |
| SLIM-MOX31003 | 5K to 5,000M | 4.50W | 25.0KV | 0.40 |
| SLIM-MOX40403 | 3K to 5,000M | 3.00W | 10.0KV | 1.00 |
| SLIM-MOX40803 | 5K to 5,000M | 5.00W | 20.0KV | 0.80 |
| SLIM-MOX41003 | 5K to 5,000M | 5.50W | 25.0KV | 0.50 |

Ohmite's Slim-Mox provides stable performance for a wide range of resistance values, with voltage ratings up to 25K. Low temperature coefficients are available for high stability circuit applications. The space-saving planar package offers an alternative to traditional high voltage resistors.

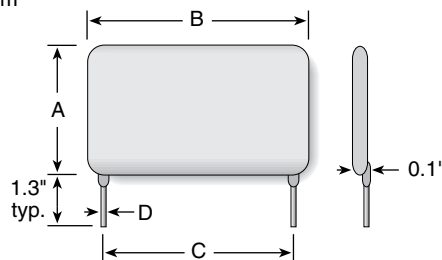
CHARACTERISTICS

| | |
|--------------------------------|---|
| Resistor Element | Thick film on Alumina |
| Coating | Epoxy or Silicone |
| Terminals | RoHS solder composition is 96% Sn, 3.5% Ag, 0.5% Cu |
| Resistance Range | 100 Ohms to 5,000M |
| Power Rating | 0.25W to 5.5W |
| Voltage Rating | 1.5KV to 25KV |
| Tolerance | 0.5% to 20%; not all tolerances available in all values |
| Operating Temperature | -55°C to +110°C |
| Temperature Coefficient | See table |

Contact Ohmite for custom configurations. *Maximum voltage and power rating determined by Ohm's law: $P=V^2/R$

DIMENSIONS

in./mm



| Series | Power @25°C | A max. | B max. | C ±0.025 | D ±0.002 |
|---------------|-------------|---------------|---------------|---------------|----------------|
| SLIM-MOX10003 | 0.25W | 0.30" / 7.62 | 0.30" / 7.62 | 0.10" / 2.54 | 0.025" / 0.635 |
| SLIM-MOX10103 | 0.50W | 0.34" / 8.64 | 0.33" / 8.38 | 0.20" / 5.08 | 0.025" / 0.635 |
| SLIM-MOX10203 | 1.00W | 0.34" / 8.64 | 0.58" / 14.73 | 0.40" / 10.16 | 0.032" / 0.813 |
| SLIM-MOX10303 | 1.25W | 0.34" / 8.64 | 0.83" / 21.08 | 0.60" / 15.24 | 0.032" / 0.813 |
| SLIM-MOX10403 | 1.50W | 0.34" / 8.64 | 1.08" / 27.43 | 0.90" / 22.86 | 0.032" / 0.813 |
| SLIM-MOX10603 | 2.00W | 0.34" / 8.64 | 1.58" / 40.13 | 1.40" / 35.56 | 0.032" / 0.813 |
| SLIM-MOX10803 | 2.50W | 0.34" / 8.64 | 2.08" / 52.83 | 1.90" / 48.26 | 0.032" / 0.813 |
| SLIM-MOX20203 | 1.50W | 0.59" / 14.99 | 0.58" / 14.73 | 0.40" / 10.16 | 0.032" / 0.813 |
| SLIM-MOX20403 | 2.00W | 0.59" / 14.99 | 1.08" / 27.43 | 0.90" / 22.86 | 0.032" / 0.813 |
| SLIM-MOX20603 | 2.50W | 0.59" / 14.99 | 1.58" / 40.13 | 1.40" / 35.56 | 0.032" / 0.813 |
| SLIM-MOX20803 | 3.00W | 0.59" / 14.99 | 2.08" / 52.83 | 1.90" / 48.26 | 0.032" / 0.813 |
| SLIM-MOX21003 | 3.50W | 0.59" / 14.99 | 2.58" / 65.53 | 2.40" / 60.96 | 0.032" / 0.813 |
| SLIM-MOX30603 | 3.50W | 0.84" / 21.34 | 1.58" / 40.13 | 1.40" / 35.56 | 0.032" / 0.813 |
| SLIM-MOX30803 | 4.00W | 0.84" / 21.34 | 2.08" / 52.83 | 1.90" / 48.26 | 0.032" / 0.813 |
| SLIM-MOX31003 | 4.50W | 0.84" / 21.34 | 2.58" / 65.53 | 2.40" / 60.96 | 0.032" / 0.813 |
| SLIM-MOX40403 | 3.00W | 1.09" / 27.69 | 1.08" / 27.43 | 0.90" / 22.86 | 0.032" / 0.813 |
| SLIM-MOX40803 | 5.00W | 1.09" / 27.69 | 2.08" / 52.83 | 1.90" / 48.26 | 0.032" / 0.813 |
| SLIM-MOX41003 | 5.50W | 1.09" / 27.69 | 2.58" / 65.53 | 2.40" / 60.96 | 0.032" / 0.813 |

Slim-Mox Divider

Precision Thick Film Voltage



Multiple taps are provided on the Slim-Mox RD for use in advanced circuit designs. Tight ratio tolerances make these resistors ideal for precision applications requiring consistent performance.

FEATURES

- Custom configurations are available. Contact Ohmite with your specifications
- RoHS compliant

SERIES SPECIFICATIONS

| Ohmite Series | Power @25°C | Operating Voltage |
|---------------|-------------|-------------------|
| SLIM-MOX103RD | 0.75W | 5.0KV |
| SLIM-MOX104RD | 1.00W | 10.0KV |
| SLIM-MOX106RD | 1.50W | 12.0KV |
| SLIM-MOX108RD | 2.00W | 15.0KV |
| SLIM-MOX204RD | 1.50W | 10.0KV |
| SLIM-MOX206RD | 2.00W | 12.0KV |
| SLIM-MOX208RD | 2.50W | 20.0KV |
| SLIM-MOX210RD | 3.00W | 25.0KV |
| SLIM-MOX306RD | 3.00W | 12.0KV |
| SLIM-MOX308RD | 3.50W | 20.0KV |
| SLIM-MOX310RD | 4.00W | 25.0KV |
| SLIM-MOX408RD | 4.50W | 20.0KV |
| SLIM-MOX410RD | 5.00W | 25.0KV |

Contact Ohmite for custom configurations.

CHARACTERISTICS

Resistance range 1M to 5,000M ohms

Resistance ratio 100:1 - 5000 : 1

To specify dividers outside this range, please see our website at:

<https://www.ohmite.com/custom-resistor-divider/>

A complete description of the SLIM-MOX Divider is required. EXAMPLE:

$R_T = 500M\Omega$ 5%

$R_1 = 499.5M\Omega$ 5%

$R_2 = 500K\Omega$ 1%

Ratio = $R_T / R_2 = 1,000:1$, 1%

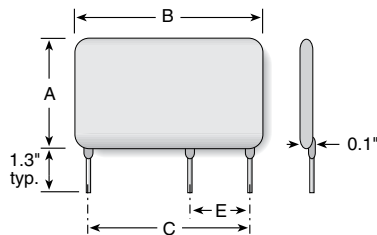
Resistor element Thick film on Alumina

Ratio tolerances 0.5% to 5%

Temperature Coefficient Tracking TCR tracking to 10ppm and VCR tracking to 1ppm

DIMENSIONS

in. ± 0.025 /mm



| Series | C | E |
|---------------|---------------|---------------|
| SLIM-MOX103RD | 0.60" / 15.24 | 0.20" / 5.08 |
| SLIM-MOX104RD | 0.90" / 22.86 | 0.20" / 5.08 |
| SLIM-MOX106RD | 1.40" / 35.56 | 0.20" / 5.08 |
| SLIM-MOX108RD | 1.90" / 48.26 | 0.60" / 15.24 |
| SLIM-MOX204RD | 0.90" / 22.86 | 0.20" / 5.08 |
| SLIM-MOX206RD | 1.40" / 35.56 | 0.20" / 5.08 |
| SLIM-MOX208RD | 1.90" / 48.26 | 0.40" / 10.16 |
| SLIM-MOX210RD | 2.40" / 60.96 | 0.20" / 5.08 |
| SLIM-MOX306RD | 1.40" / 35.56 | 0.30" / 7.62 |
| SLIM-MOX308RD | 1.90" / 48.26 | 0.30" / 7.62 |
| SLIM-MOX310RD | 2.40" / 60.96 | 0.20" / 5.08 |
| SLIM-MOX408RD | 1.90" / 48.26 | 0.30" / 7.62 |
| SLIM-MOX410RD | 2.40" / 60.96 | 0.20" / 5.08 |

Slim-Mox HT

High Temperature Thick Film Precision

The Slim-Mox HT provides a higher power rating for high ambient temperature environments. Appropriate for mounting near heat generating components. The Slim-Mox HT is finished with a rugged silicone coating suitable for most environments.

SERIES SPECIFICATIONS

| Ohmite Series | Resistance Range (Ohms) | Power @25°C | Voltage Rating |
|---------------|-------------------------|-------------|----------------|
| SLIM-MOX10002 | 100Ω to 500M | 0.40W | 1.5KV |
| SLIM-MOX10102 | 100Ω to 1,000M | 0.75W | 2.0KV |
| SLIM-MOX10202 | 200Ω to 5,000M | 1.50W | 5.0KV |
| SLIM-MOX10302 | 250Ω to 5,000M | 2.00W | 7.5KV |
| SLIM-MOX10402 | 500Ω to 5,000M | 2.50W | 10.0KV |
| SLIM-MOX10602 | 750Ω to 5,000M | 3.25W | 15.0KV |
| SLIM-MOX10802 | 1K to 5,000M | 4.25W | 20.0KV |
| SLIM-MOX20202 | 500Ω to 5,000M | 2.50W | 5.0KV |
| SLIM-MOX20402 | 1K to 5,000M | 3.25W | 10.0KV |
| SLIM-MOX20602 | 2K to 5,000M | 4.25W | 15.0KV |
| SLIM-MOX20802 | 2K to 5,000M | 5.00W | 20.0KV |
| SLIM-MOX21002 | 3K to 5,000M | 5.75W | 25.0KV |
| SLIM-MOX30602 | 3K to 5,000M | 5.50W | 15.0KV |
| SLIM-MOX30802 | 4K to 5,000M | 6.75W | 20.0KV |
| SLIM-MOX31002 | 5K to 5,000M | 7.50W | 25.0KV |
| SLIM-MOX40402 | 3K to 5,000M | 5.00W | 10.0KV |
| SLIM-MOX40802 | 5K to 5,000M | 8.25W | 20.0KV |
| SLIM-MOX41002 | 5K to 5,000M | 9.00W | 25.0KV |

Contact Ohmite for custom configurations.

APPLICATIONS

- HV power supplies
- Medical instrumentation
- Current pulse limiters
- Ionization chambers

FEATURES

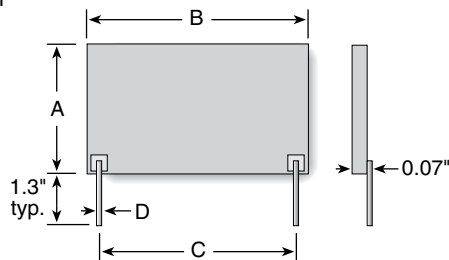
- Outstanding voltage coefficient
- High temperature silicone coating
- Low resistor noise
- Noninductive
- Custom configurations are available. Contact Ohmite with your specifications
- RoHS compliant
- Radial Terminals

CHARACTERISTICS

| | |
|------------------------------|---|
| Resistor Element | Thick film on Alumina |
| Coating | Silicone |
| Resistance Range | 100Ω to 5,000M |
| Power Rating | 0.25W to 9.0W |
| Voltage Rating | 1.5KV to 25KV |
| Tolerance | 0.5% to 20%; not all tolerances available in all values |
| Operating Temperature | -55°C to +180°C |

DIMENSIONS

in. /mm



| Series | Power @25°C | A max. | B max. | C ±0.025 | D ±0.002 |
|---------------|-------------|---------------|---------------|---------------|----------------|
| SLIM-MOX10002 | 0.40W | 0.20" / 5.08 | 0.20" / 5.08 | 0.10" / 2.54 | 0.025" / 0.635 |
| SLIM-MOX10102 | 0.75W | 0.25" / 6.35 | 0.25" / 6.35 | 0.20" / 5.08 | 0.025" / 0.635 |
| SLIM-MOX10202 | 1.50W | 0.25" / 6.35 | 0.50" / 12.70 | 0.40" / 10.16 | 0.032" / 0.813 |
| SLIM-MOX10302 | 2.00W | 0.25" / 6.35 | 0.75" / 19.05 | 0.60" / 15.24 | 0.032" / 0.813 |
| SLIM-MOX10402 | 2.50W | 0.25" / 6.35 | 1.00" / 25.40 | 0.90" / 22.86 | 0.032" / 0.813 |
| SLIM-MOX10602 | 3.25W | 0.25" / 6.35 | 1.50" / 38.10 | 1.40" / 35.56 | 0.032" / 0.813 |
| SLIM-MOX10802 | 4.25W | 0.25" / 6.35 | 2.00" / 50.80 | 1.90" / 48.26 | 0.032" / 0.813 |
| SLIM-MOX20202 | 2.50W | 0.50" / 12.70 | 0.50" / 12.70 | 0.40" / 10.16 | 0.032" / 0.813 |
| SLIM-MOX20402 | 3.25W | 0.50" / 12.70 | 1.00" / 38.10 | 0.90" / 22.86 | 0.032" / 0.813 |
| SLIM-MOX20602 | 4.25W | 0.50" / 12.70 | 1.50" / 38.10 | 1.40" / 35.56 | 0.032" / 0.813 |
| SLIM-MOX20802 | 5.00W | 0.50" / 12.70 | 2.00" / 50.80 | 1.90" / 48.26 | 0.032" / 0.813 |
| SLIM-MOX21002 | 5.75W | 0.50" / 12.70 | 2.50" / 63.50 | 2.40" / 60.96 | 0.032" / 0.813 |
| SLIM-MOX30602 | 5.50W | 0.75" / 19.05 | 1.50" / 38.10 | 1.40" / 35.56 | 0.032" / 0.813 |
| SLIM-MOX30802 | 6.75W | 0.75" / 19.05 | 2.00" / 50.80 | 1.90" / 48.26 | 0.032" / 0.813 |
| SLIM-MOX31002 | 7.50W | 0.75" / 19.05 | 2.50" / 63.50 | 2.40" / 60.96 | 0.032" / 0.813 |
| SLIM-MOX40402 | 5.00W | 1.00" / 25.40 | 1.00" / 25.40 | 0.90" / 22.86 | 0.032" / 0.813 |
| SLIM-MOX40802 | 8.25W | 1.00" / 25.40 | 2.00" / 50.80 | 1.90" / 48.26 | 0.032" / 0.813 |
| SLIM-MOX41002 | 9.00W | 1.00" / 25.40 | 2.50" / 63.50 | 2.40" / 60.96 | 0.032" / 0.813 |

Slim-Mox HT Divider

High Temperature Thick Film Voltage Divider

Slim-Mox HT RD resistor dividers complete the Slim-Mox family with the high temperature divider configuration. These resistors are useful wherever multiple voltage drops are needed in a circuit. Designed to customer specifications, the Slim-Mox HT RD resistor utilizes our thick film on alumina technology to offer flexible termination schemes.

FEATURES

- High Temperature Operation
- RoHS compliant
- Radial Terminals

SERIES SPECIFICATIONS

| Ohmite Series | Power @25°C | Operating Voltage |
|---------------|-------------|-------------------|
| SLIM-MOX103RD | 1.25W | 5.0KV |
| SLIM-MOX104RD | 1.50W | 10.0KV |
| SLIM-MOX106RD | 2.50W | 12.0KV |
| SLIM-MOX108RD | 3.25W | 15.0KV |
| SLIM-MOX204RD | 2.50W | 10.0KV |
| SLIM-MOX206RD | 3.25W | 12.0KV |
| SLIM-MOX208RD | 4.25W | 20.0KV |
| SLIM-MOX210RD | 5.00W | 25.0KV |
| SLIM-MOX306RD | 4.50W | 12.0KV |
| SLIM-MOX308RD | 5.00W | 20.0KV |
| SLIM-MOX310RD | 5.75W | 25.0KV |
| SLIM-MOX408RD | 6.75W | 20.0KV |
| SLIM-MOX410RD | 7.50W | 25.0KV |

Contact Ohmite for custom configurations.

CHARACTERISTICS

| | |
|---|--|
| Resistance range | 1M to 5,000M ohms |
| Resistance ratio | 100:1 - 5000 : 1 To specify dividers outside this range, please see our website at: https://www.ohmite.com/custom-resistor-divider/ A complete description of the SLIM-MOX Divider is required. EXAMPLE: R _T = 500MΩ 5% R ₁ = 499.5MΩ 5% R ₂ = 500KΩ 1% Ratio = R _T / R ₂ = 1,000: 1, 1% |
| Resistor element | Thick film on Alumina |
| Ratio tolerances | 0.5% to 5% |
| Temperature Coefficient Tracking | TCR tracking to 10ppm and VCR tracking to 1ppm |

To specify Slim-Mox Dividers, please see our website at:
<https://www.ohmite.com/custom-resistor-divider/>

DIMENSIONS

in. ±0.025 /mm



| Series | Power Rating | C | E |
|---------------|--------------|---------------|---------------|
| SLIM-MOX103RD | 1.25W | 0.60" / 15.24 | 0.20" / 5.08 |
| SLIM-MOX104RD | 1.50W | 0.90" / 22.86 | 0.20" / 5.08 |
| SLIM-MOX106RD | 2.50W | 1.40" / 35.56 | 0.20" / 5.08 |
| SLIM-MOX108RD | 3.25W | 0.90" / 22.86 | 0.60" / 15.24 |
| SLIM-MOX204RD | 2.50W | 0.90" / 22.86 | 0.20" / 5.08 |
| SLIM-MOX206RD | 3.25W | 1.40" / 35.56 | 0.20" / 5.08 |
| SLIM-MOX208RD | 4.25W | 1.90" / 48.26 | 0.40" / 10.16 |
| SLIM-MOX210RD | 5.00W | 2.40" / 60.96 | 0.20" / 5.08 |
| SLIM-MOX306RD | 4.50W | 1.40" / 35.56 | 0.30" / 7.62 |
| SLIM-MOX308RD | 5.00W | 1.90" / 48.26 | 0.30" / 7.62 |
| SLIM-MOX310RD | 5.75W | 2.40" / 60.96 | 0.20" / 5.08 |
| SLIM-MOX408RD | 6.75W | 1.90" / 48.26 | 0.30" / 7.62 |
| SLIM-MOX410RD | 7.50W | 2.40" / 60.96 | 0.20" / 5.08 |

(continued)

Slim-Mox

All products

TEMPERATURE/VOLTAGE COEFFICIENTS OF RESISTANCE

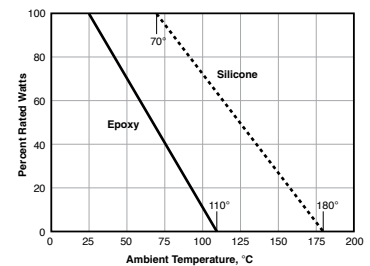
| Resistor Series | Temp. Coeff. of Resistance* | | | Voltage Coeff. of Resistance** | |
|-----------------|-----------------------------|-------------------------|------------------|--------------------------------|------------------|
| | 0°C-85°C 25 PPM/°C | 85°C-125°C 50 PPM/°C | 100 PPM/°C | < 2PPM/Volt | < 5PPM/Volt |
| SLIM-MOX100 | 100 to 300M | 100Ω to 50M | 51M to 500M | 100Ω to 140M | 141M to 500M |
| SLIM-MOX101 | 100 to 800M | 100Ω to 100M | 101M to 1,000M | 100Ω to 270M | 271M to 1,000M |
| SLIM-MOX102 | 200 to 1,500M | 200Ω to 250M | 251M to 5,000M | 200Ω to 640M | 641M to 5,000M |
| SLIM-MOX103 | 250 to 800M | 250Ω to 440M | 441M to 5,000M | 250Ω to 1,100M | 1,101M to 5,000M |
| SLIM-MOX104 | 500 to 2,500M | 500Ω to 450M | 451M to 5,000M | 500Ω to 1,100M | 1,101M to 5,000M |
| SLIM-MOX106 | 750 to 5,000M | 750Ω to 675M | 676M to 5,000M | 750Ω to 1,600M | 1,601M to 5,000M |
| SLIM-MOX108 | 1K to 2,500M | 1K to 375M | 376M to 5,000M | 1K to 940M | 941M to 5,000M |
| SLIM-MOX202 | 500 to 1,500M | 500Ω to 200M | 201M to 5,000M | 500Ω to 520M | 521M to 5,000M |
| SLIM-MOX204 | 1K to 1,750M | 1K to 375M | 376M to 5,000M | 1K to 950M | 951M to 5,000M |
| SLIM-MOX206 | 2K to 4,500M | 2K to 600M | 601M to 5,000M | 2K to 1,500M | 1,501M to 5,000M |
| SLIM-MOX208 | 2K to 5,000M | 2K to 1,000M | 1,001M to 5,000M | 2K to 2,500M | 2,501M to 5,000M |
| SLIM-MOX210 | 3K to 5,000M | 3K to 1,000M | 1,001M to 5,000M | 3K to 2,600M | 2,601M to 5,000M |
| SLIM-MOX306 | 3K to 5,000M | 3K to 1,000M | 1,001M to 5,000M | 3K to 2,600M | 2,601M to 5,000M |
| SLIM-MOX308 | 4K to 5,000M | 4K to 1,200M | 1,201M to 5,000M | 4K to 3,000M | 3,001M to 5,000M |
| SLIM-MOX310 | 5K to 5,000M | 5K to 1,500M | 1,501M to 5,000M | 5K to 4,000M | 4,001M to 5,000M |
| SLIM-MOX404 | 3K to 5,000M | 3K to 1,100M | 1,101M to 5,000M | 3K to 2,800M | 2,801M to 5,000M |
| SLIM-MOX408 | 5K to 5,000M | 5K to 1,250M | 1,251M to 5,000M | 5K to 3,000M | 3,001M to 5,000M |
| SLIM-MOX410 | 5K to 5,000M | 5K to 1,200M | 1,201M to 5,000M | 5K to 3,000M | 3,001M to 5,000M |
| SLIM-MOX103RD | 1M to 800M | 1M to 70M | 71M to 5,000M | 1M to 185M | 186M to 5,000M |
| SLIM-MOX104RD | 1M to 2,500M | 1M to 275M | 276M to 5,000M | 1M to 720M | 721M to 5,000M |
| SLIM-MOX106RD | 1M to 5,000M | 1M to 250M | 251M to 5,000M | 1M to 640M | 641M to 5,000M |
| SLIM-MOX108RD | 1M to 2,500M | 1M to 350M | 351M to 5,000M | 1M to 875M | 876M to 5,000M |
| SLIM-MOX204RD | 1M to 1,750M | 1M to 300M | 301M to 5,000M | 1M to 750M | 751M to 5,000M |
| SLIM-MOX206RD | 1M to 4,500M | 1M to 1,750M | 1,751M to 5,000M | 1M to 4,500M | 4,501M to 5,000M |
| SLIM-MOX208RD | 1M to 5,000M | 1M to 625M | 626M to 5,000M | 1M to 1,550M | 1,551M to 5,000M |
| SLIM-MOX210RD | 1M to 5,000M | 1M to 950M | 951M to 5,000M | 1M to 2,400M | 2,401M to 5,000M |
| SLIM-MOX306RD | 1M to 5,000M | 1M to 800M | 801M to 5,000M | 1M to 2,000M | 2,001M to 5,000M |
| SLIM-MOX308RD | 1M to 5,000M | 1M to 1,200M | 1,201M to 5,000M | 1M to 2,600M | 2,601M to 5,000M |
| SLIM-MOX310RD | 1M to 5,000M | 1M to 1,000M | 1,001M to 5,000M | 1M to 3,900M | 3,901M to 5,000M |
| SLIM-MOX408RD | 1M to 5,000M | 1M to 1,600M | 1,601M to 5,000M | 1M to 4,000M | 4,001M to 5,000M |
| SLIM-MOX410RD | 1M to 5,000M | 1M to 1,200M | 1,201M to 5,000M | 1M to 3,000M | 3,001M to 5,000M |

* Consult factory for TCR values operating higher than 125°C
 **VC's of <2PPM/Volt are available. Contact Ohmite with your requirement.

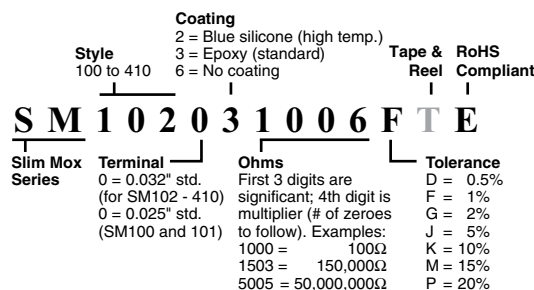
PERFORMANCE DATA

| Characteristic | Test Method | Specification |
|---------------------------------|--|--------------------------------------|
| Humidity | MIL-STD-202, Method 103B, Condition B | ±0.25% |
| Dielectric Withstanding Voltage | MIL-STD-202, Method 301, 750V | ±0.25% |
| Insulation Resistance | MIL-STD-202, Method 302, Condition A or B | >10,000M or greater dry |
| Thermal Shock | MIL-STD-202, Method 107G, Condition B, B-1, or F | ±0.20% |
| Load Life | MIL-STD-202, Method 108A, Condition D | ±1.0% |
| Resistance to Solvents | MIL-STD-202, Method 215G | No degradation of coating or marking |
| Terminal Strength | MIL-STD-202, Method 211A, Condition A or B | ±0.25% |
| Shock (Specified Pulse) | MIL-STD-202, Method 213B, Condition I | ±0.25% |
| Vibration, High Frequency | MIL-STD-202, Method 204D, Condition D | ±.020% |
| Power Conditioning | MIL-R-49462A, Par 4.8 | ±0.50% |
| Solderability | MIL-STD-202, Method 208F | >95% Coverage |

DERATING



ORDERING INFORMATION



Not all tolerances available in all values.
 To specify Slim-Mox Dividers, please see our website at:
<https://www.ohmite.com/custom-resistor-divider/>



Компания «ЭлектроПласт» предлагает заключение долгосрочных отношений при поставках импортных электронных компонентов на взаимовыгодных условиях!

Наши преимущества:

- Оперативные поставки широкого спектра электронных компонентов отечественного и импортного производства напрямую от производителей и с крупнейших мировых складов;
- Поставка более 17-ти миллионов наименований электронных компонентов;
- Поставка сложных, дефицитных, либо снятых с производства позиций;
- Оперативные сроки поставки под заказ (от 5 рабочих дней);
- Экспресс доставка в любую точку России;
- Техническая поддержка проекта, помощь в подборе аналогов, поставка прототипов;
- Система менеджмента качества сертифицирована по Международному стандарту ISO 9001;
- Лицензия ФСБ на осуществление работ с использованием сведений, составляющих государственную тайну;
- Поставка специализированных компонентов (Xilinx, Altera, Analog Devices, Intersil, Interpoint, Microsemi, Aeroflex, Peregrine, Syfer, Eurofarad, Texas Instrument, Miteq, Cobham, E2V, MA-COM, Hittite, Mini-Circuits, General Dynamics и др.);

Помимо этого, одним из направлений компании «ЭлектроПласт» является направление «Источники питания». Мы предлагаем Вам помощь Конструкторского отдела:

- Подбор оптимального решения, техническое обоснование при выборе компонента;
- Подбор аналогов;
- Консультации по применению компонента;
- Поставка образцов и прототипов;
- Техническая поддержка проекта;
- Защита от снятия компонента с производства.



Как с нами связаться

Телефон: 8 (812) 309 58 32 (многоканальный)

Факс: 8 (812) 320-02-42

Электронная почта: org@eplast1.ru

Адрес: 198099, г. Санкт-Петербург, ул. Калинина, дом 2, корпус 4, литера А.