

## Features

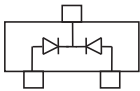
- Dual Zeners in Common Cathode Configuration
- $\Delta V_Z$  for Both Diodes in One Case is  $\leq 5\%$ .
- Ideally Suited for Automated Insertion
- Moisture Sensitivity Level 1
- Epoxy Meets UL 94 V-0 Flammability Rating
- Halogen Free Available Upon Request By Adding Suffix "-HF"
- Lead Free Finish/RoHS Compliant ("P" Suffix Designates RoHS Compliant. See Ordering Information)

## Maximum Ratings

- Operating Junction Temperature Range:  $-55^{\circ}\text{C}$  to  $+150^{\circ}\text{C}$
- Storage Temperature Range:  $-55^{\circ}\text{C}$  to  $+150^{\circ}\text{C}$
- Thermal Resistance :  $417^{\circ}\text{C/W}$  Junction to Ambient

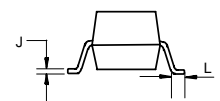
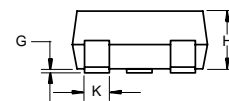
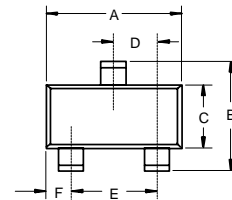
Parameter	Symbol	Rating	Unit
Power Dissipation	$P_D$	300	mW

## Internal Structure



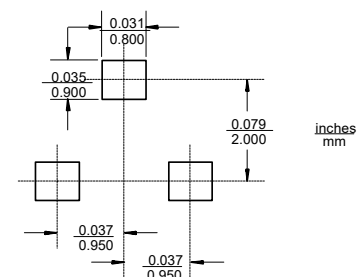
**300 mW  
Zener Diode  
2.4 to 75 Volts**

## SOT-23



DIM	INCHES		MM		NOTE
	MIN	MAX	MIN	MAX	
A	0.110	0.120	2.80	3.04	
B	0.083	0.104	2.10	2.64	
C	0.047	0.055	1.20	1.40	
D	0.034	0.041	0.85	1.05	
E	0.067	0.083	1.70	2.10	
F	0.018	0.024	0.45	0.60	
G	0.0004	0.006	0.01	0.15	
H	0.035	0.043	0.90	1.10	
J	0.003	0.007	0.08	0.18	
K	0.012	0.020	0.30	0.51	
L	0.007	0.020	0.20	0.50	

## Suggested Solder Pad Layout



**Electrical Characteristics @ 25°C Unless Otherwise Specified**

MCC Part Number	Zener Voltage			Maximum Zener Impedance		Maximum Zener Impedance		Maximum Reverse Current $I_R(\text{Max}) @ V_R$		Marking Code
	$V_Z @ I_{ZT}$			$I_{ZT}$	$Z_{ZT} @ I_{ZT}$	$I_{ZK}$	$Z_{ZK} @ I_{ZK}$	$I_R$	$V_R$	
	Min.(V)	Nom(V)	Max.(V)	mA	$\Omega$	mA	$\Omega$	$\mu\text{A}$	V	
DZ23C2V4	2.28	2.4	2.52	5.0	85	1.00	600	100.0	1.0	V0
DZ23C2V7	2.57	2.7	2.84	5.0	83	1.00	600	75	1.0	V1/KV1
DZ23C3V0	2.85	3.0	3.15	5.0	95	1.00	600	50	1.0	V2/KV2
DZ23C3V3	3.14	3.3	3.47	5.0	95	1.00	600	25	1.0	V3/KV3
DZ23C3V6	3.42	3.6	3.78	5.0	95	1.00	600	15	1.0	V4/KV4
DZ23C3V9	3.71	3.9	4.10	5.0	95	1.00	600	10	1.0	V5/KV5
DZ23C4V3	4.09	4.3	4.52	5.0	95	1.00	600	5.0	1.0	V6/KV6
DZ23C4V7	4.47	4.7	4.94	5.0	78	1.00	500	5.0	2.0	V7/KV7
DZ23C5V1	4.85	5.1	5.36	5.0	60	1.00	480	0.1	0.8	V8/KV8
DZ23C5V6	5.32	5.6	5.88	5.0	40	1.00	400	0.1	1.0	V9/KV9
DZ23C6V2	5.89	6.2	6.51	5.0	10	1.00	150	0.1	2.0	V10/KVA
DZ23C6V8	6.46	6.8	7.14	5.0	8	1.00	80	0.1	3.0	V11/KVB
DZ23C7V5	7.13	7.5	7.88	5.0	7	1.00	80	0.1	5.0	V12/KVC
DZ23C8V2	7.79	8.2	8.61	5.0	7	1.00	80	0.1	6.0	V13/KVD
DZ23C9V1	8.65	9.1	9.56	5.0	10	1.00	100	0.1	7.0	V14/KVE
DZ23C10	9.50	10	10.50	5.0	15	1.00	150	0.1	7.5	V15/KVF
DZ23C11	10.45	11	11.55	5.0	20	1.00	150	0.1	8.5	V16/KVG
DZ23C12	11.40	12	12.60	5.0	20	1.00	150	0.1	9.0	V17/KVH
DZ23C13	12.35	13	13.65	5.0	25	1.00	170	0.1	10.0	V18/KVI
DZ23C14	13.30	14	14.70	5.0	25	1.00	170	0.1	10.5	VA
DZ23C15	14.25	15	15.75	5.0	30	1.00	200	0.1	11.0	V19/KVJ
DZ23C16	15.20	16	16.80	5.0	40	1.00	200	0.1	12.0	V20/KVK
DZ23C17	16.15	17	17.85	5.0	40	1.00	200	0.1	13.0	VB
DZ23C18	17.10	18	18.90	5.0	50	1.00	225	0.1	14.0	V21/KVL
DZ23C20	19.00	20	21.00	5.0	50	1.00	225	0.1	15.0	V22/KVM
DZ23C22	20.90	22	23.10	5.0	55	1.00	250	0.1	17.0	V23/KVN
DZ23C24	22.80	24	25.20	5.0	80	1.00	250	0.1	18.0	V24/KVO
DZ23C27	25.65	27	28.35	5.0	80	1.00	300	0.1	20.0	V25/KVP
DZ23C28	26.60	28	29.40	5.0	80	1.00	300	0.1	22.0	VC
DZ23C30	28.50	30	31.50	5.0	80	1.00	300	0.1	22.5	V26/KVQ
DZ23C33	31.35	33	34.65	5.0	80	1.00	325	0.1	25.0	V27/KVR
DZ23C36	34.20	36	37.80	5.0	90	1.00	350	0.1	27.0	V28/KVS
DZ23C39	37.05	39	40.95	5.0	90	1.00	350	0.1	29.0	V29/KVT
DZ23C43	40.85	43	45.15	5.0	100	1.00	700	0.1	32.0	V30/KVU
DZ23C47	44.65	47	49.35	5.0	100	1.00	750	0.1	35.0	V31/KVV
DZ23C51	48.45	51	53.55	5.0	100	1.00	750	0.1	38.0	V32/KVW
DZ23C56	53.20	56	58.80	2.5	135	1.00	1000	0.1	42.0	V33
DZ23C62	58.90	62	65.10	2.5	150	1.00	1000	0.1	46.0	V34
DZ23C68	64.60	68	71.40	2.5	200	1.00	1000	0.1	51.0	V35
DZ23C75	71.25	75	78.75	2.5	250	1.00	1000	0.1	56.0	V36

### Curve Characteristics

Fig. 1 - Power Derating Curve

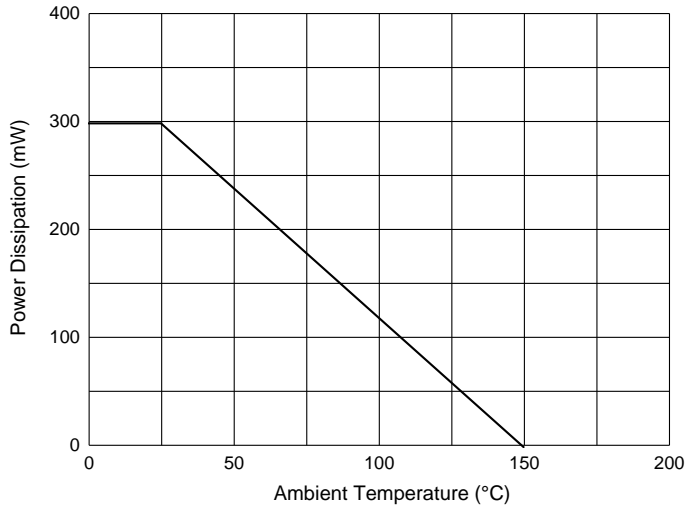


Fig. 2 - Typical Zener Breakdown Characteristics

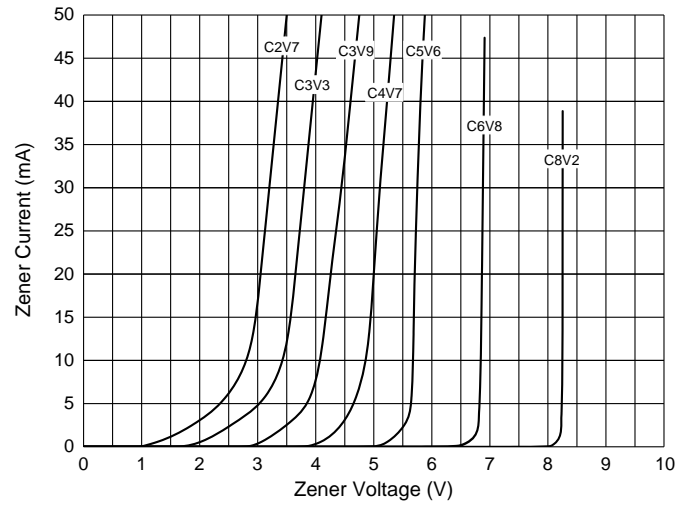
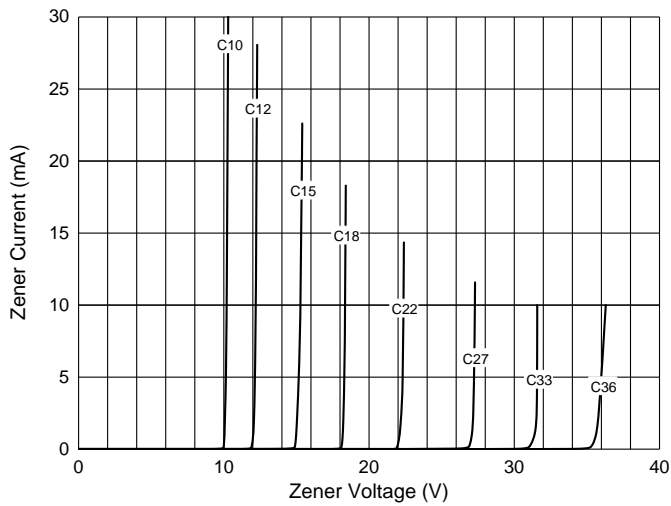


Fig. 3 - Typical Zener Breakdown Characteristics



## Ordering Information

Device	Packing
Part Number-TP	Tape&Reel:3Kpcs/Reel

Note : Adding "-HF" Suffix For Halogen Free, eg. Part Number-TP-HF

### \*\*\*IMPORTANT NOTICE\*\*\*

**Micro Commercial Components Corp.** reserves the right to make changes without further notice to any product herein to make corrections, modifications , enhancements , improvements , or other changes . **Micro Commercial Components Corp** . does not assume any liability arising out of the application or use of any product described herein; neither does it convey any license under its patent rights ,nor the rights of others . The user of products in such applications shall assume all risks of such use and will agree to hold **Micro Commercial Components Corp** . and all the companies whose products are represented on our website, harmless against all damages.

### \*\*\*LIFE SUPPORT\*\*\*

MCC's products are not authorized for use as critical components in life support devices or systems without the express written approval of Micro Commercial Components Corporation.

### \*\*\*CUSTOMER AWARENESS\*\*\*

Counterfeiting of semiconductor parts is a growing problem in the industry. Micro Commercial Components (MCC) is taking strong measures to protect ourselves and our customers from the proliferation of counterfeit parts. MCC strongly encourages customers to purchase MCC parts either directly from MCC or from Authorized MCC Distributors who are listed by country on our web page cited below. Products customers buy either from MCC directly or from Authorized MCC Distributors are genuine parts, have full traceability, meet MCC's quality standards for handling and storage. **MCC will not provide any warranty coverage or other assistance for parts bought from Unauthorized Sources.** MCC is committed to combat this global problem and encourage our customers to do their part in stopping this practice by buying direct or from authorized distributors.



Компания «ЭлектроПласт» предлагает заключение долгосрочных отношений при поставках импортных электронных компонентов на взаимовыгодных условиях!

Наши преимущества:

- Оперативные поставки широкого спектра электронных компонентов отечественного и импортного производства напрямую от производителей и с крупнейших мировых складов;
- Поставка более 17-ти миллионов наименований электронных компонентов;
- Поставка сложных, дефицитных, либо снятых с производства позиций;
- Оперативные сроки поставки под заказ (от 5 рабочих дней);
- Экспресс доставка в любую точку России;
- Техническая поддержка проекта, помощь в подборе аналогов, поставка прототипов;
- Система менеджмента качества сертифицирована по Международному стандарту ISO 9001;
- Лицензия ФСБ на осуществление работ с использованием сведений, составляющих государственную тайну;
- Поставка специализированных компонентов (Xilinx, Altera, Analog Devices, Intersil, Interpoint, Microsemi, Aeroflex, Peregrine, Syfer, Eurofarad, Texas Instrument, Miteq, Cobham, E2V, MA-COM, Hittite, Mini-Circuits, General Dynamics и др.);

Помимо этого, одним из направлений компании «ЭлектроПласт» является направление «Источники питания». Мы предлагаем Вам помощь Конструкторского отдела:

- Подбор оптимального решения, техническое обоснование при выборе компонента;
- Подбор аналогов;
- Консультации по применению компонента;
- Поставка образцов и прототипов;
- Техническая поддержка проекта;
- Защита от снятия компонента с производства.



#### Как с нами связаться

**Телефон:** 8 (812) 309 58 32 (многоканальный)

**Факс:** 8 (812) 320-02-42

**Электронная почта:** [org@eplast1.ru](mailto:org@eplast1.ru)

**Адрес:** 198099, г. Санкт-Петербург, ул. Калинина, дом 2, корпус 4, литера А.