




# ETA-USA

## HIGH QUALITY SWITCHING POWER SUPPLIES

**AC/DC SWITCHING POWER SUPPLY**  
**AC INPUT 85~132V**  
**SINGLE CHANNEL OUTPUT**  
**50 WATTS**



## BJB-SA-U SERIES

**DIMENSION: 70Wx93Lx26H**

### Application

Broad needs

### Input

**Input Voltage:** AC100-115V  
**Input Voltage Range:** AC85~132V (DC 110-175)  
**Frequency:** 50/60Hz  
**Input Frequency Range:** 47-440Hz  
**Phase:** Single  
**Inrush Current: \*1** 30A(Typ.) at AC100V

### General Description

"BJ"-Series AC/DC Switching power supplies low cost and module-type was developed to meet the broad needs by making the dimensions amazingly small. The dimension of this series are about 40%(BJS 10W) and 33%(BJB 50W) respectively smaller than those of the current products of our company.

### Features

1. Ultra small size
2. Advanced conversion technology, C&K converter adopted (BJB 50W)
3. High efficiency, ex. BJB05SA 85%
4. Low cost
5. Versatile output arrangement(Model 10 type, BJB)
6. BJS-FWA: Isolated type
7. EMI designed to FCC part 15-B Class-B, VCCI Class-B
8. Safety: BJS: UL1950, C-UL(CSA950)  
BJB: UL60950, C-UL(CSA60950)

### Options:

Wire Harness

| Output Characteristic         | Unit | Models   |           |           |           |           |           |           |           |           |           |
|-------------------------------|------|--|-----------|-----------|-----------|-----------|-----------|-----------|-----------|-----------|-----------|
|                               |      | BJB3.3SA-U   | BJB05SA-U | BJB06SA-U | BJB09SA-U | BJB12SA-U | BJB15SA-U | BJB24SA-U | BJB30SA-U | BJB36SA-U | BJB48SA-U |
| Output Voltage                | Vdc  | 3.3  | 5         | 6         | 9         | 12        | 15        | 24        | 30        | 36        | 48        |
| Output Current                | A    | 10   | 10        | 8.4       | 5.6       | 4.3       | 3.5       | 2.2       | 1.7       | 1.4       | 1.1       |
| Voltage Adjust Range          | V    | +/- 10% of Rated Output Voltage(at no load within the input range)       |           |           |           |           |           |           |           |           |           |
| Ripple Noise(max)*3           | mVpp | 180  | 150       | 160       | 180       | 180       | 180       | 180       | 200       | 300       | 400       |
| Rise up time                  | mS   | 500mS(maximum)AC115V/200mS(maximum)AC230V at 25°C and rated input/output |           |           |           |           |           |           |           |           |           |
| Hold up time                  | mS   | 20mS(minimum) at 25°C and rated input/output                             |           |           |           |           |           |           |           |           |           |
| <b>Regulation</b>             |      |  |           |           |           |           |           |           |           |           |           |
| a. Line Regulation            | mV   | 26.4   | 40        | 48        | 72        | 96        | 120       | 192       | 240       | 288       | 384       |
| b. Load Regulation            | mV   | 29.7   | 45        | 54        | 81        | 108       | 135       | 216       | 270       | 324       | 432       |
| c. Temperature Coefficient *4 | °C   | 0.03%/°C   |           |           |           |           |           |           |           |           |           |
| d. Drift(maximum) *5          | mV   | 31.5   | 40        | 45        | 60        | 75        | 90        | 135       | 165       | 195       | 255       |
| f. Recovery Time              | mS   | 20 [mS] Typ.   |           |           |           |           |           |           |           |           |           |

| Efficiency *2 | % | 82 | 85 | 85 | 85 | 85 | 85 | 85 | 85 | 85 | 85 |
|---------------|---|----|----|----|----|----|----|----|----|----|----|
|---------------|---|----|----|----|----|----|----|----|----|----|----|

Conditions:

\*1 at cold start

\*2 at DC130V input and rated output

\*3 measured by a bayonet probe at output connector at a 0 to 100MHz bandwidth

\*4 at 0 to +50°C

\*5 for 7hour period after 1hour warm-up at 25°C and rated input/output



**ETA USA**  
 16170 Vineyard Blvd. Suite 180, Morgan Hill, CA 95037  
 Phone: 1-800-ETA-POWR, (408) 778-2793 Fax: (408) 779-2753

Visit us at: [www.eta-usa.com](http://www.eta-usa.com)  
 email at: [sales@eta-usa.com](mailto:sales@eta-usa.com)

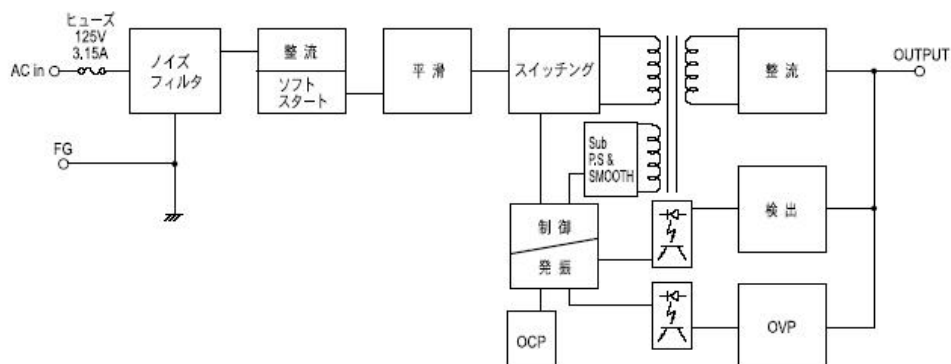


# ETA-USA

## HIGH QUALITY SWITCHING POWER SUPPLIES

| Environmental Specification |  |        |        |        |        |        |        |        |        |        |
|-----------------------------|--|--------|--------|--------|--------|--------|--------|--------|--------|--------|
| Operating Temperature       | -10 to +50°C   |        |        |        |        |        |        |        |        |        |
| Operating Humidity          | 20 to 90%RH(non-condensing)  |        |        |        |        |        |        |        |        |        |
| Storage Temperature         | -20 to +75°C   |        |        |        |        |        |        |        |        |        |
| Storage Humidity            | 10 to 90%RH(non-condensing)  |        |        |        |        |        |        |        |        |        |
| Withstanding Voltage        | Primary-Secondary AC2,000V for 1minute<br>Primary-Frame Ground AC2,000V for 1minute<br>Secondary-Frame Ground AC500V for 1minute |        |        |        |        |        |        |        |        |        |
| Isolation Resistance        | Primary-Secondary-Frame Ground 50MΩ(minimum) by DC500V insulation tester   |        |        |        |        |        |        |        |        |        |
| Vibration                   | 5-10Hz:10mm double amplitude,10-55Hz:19.6m/s <sup>2</sup> ,20minutes' period for 60minutes each along X,Y,Z axes(non-operating)  |        |        |        |        |        |        |        |        |        |
| Shock                       | 196m/s <sup>2</sup>  |        |        |        |        |        |        |        |        |        |
| Cooling                     | Convection   |        |        |        |        |        |        |        |        |        |
| Environmental Agencies      |  |        |        |        |        |        |        |        |        |        |
| Leakage Current             | 0.75 mA(max.)  |        |        |        |        |        |        |        |        |        |
| Line Conducted Noise        | Built to meet FCC Part15-B Class B<br>Built to meet VCCI Class B   |        |        |        |        |        |        |        |        |        |
| Safety                      | UL : UL60950<br>C-UL : CSA C22.2 No.60950  |        |        |        |        |        |        |        |        |        |
| MTBF [H]                    | 540000   | 544000 | 544000 | 544000 | 544000 | 608000 | 608000 | 591000 | 604000 | 615000 |
| Switching Frequency[kHz]    | 93   |        |        |        |        |        |        |        |        |        |
| Function/Protection         |  |        |        |        |        |        |        |        |        |        |
| Over current Protection     | Hiccup mode/Automatic recovery (≥105% of Rated Output Current[A])  |        |        |        |        |        |        |        |        |        |
| Over voltage Protection     | Output shutdown (≥115% of Rated Output Current[A])   |        |        |        |        |        |        |        |        |        |
| Remote Sense                | available  |        |        |        |        |        |        |        |        |        |
| Mechanical                  |  |        |        |        |        |        |        |        |        |        |
| Dimension [mm]              | 70Wx93Lx26H  |        |        |        |        |        |        |        |        |        |
| Weight                      | 130g   |        |        |        |        |        |        |        |        |        |

## Block Diagram

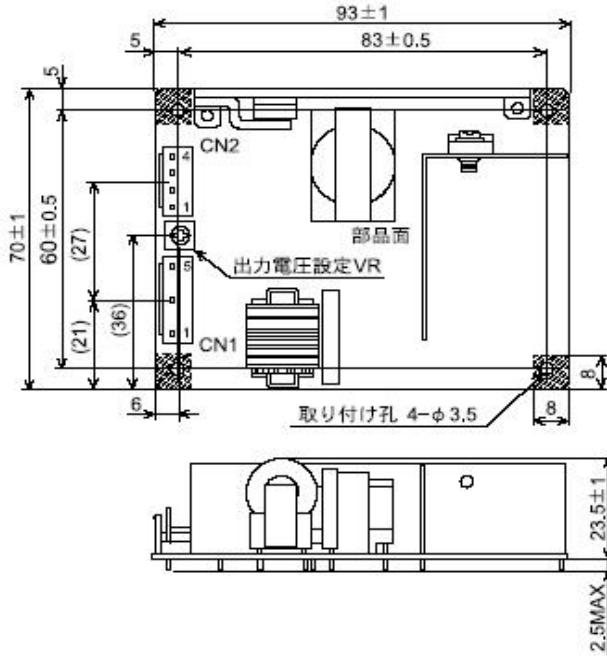




# ETA-USA

## HIGH QUALITY SWITCHING POWER SUPPLIES

### DIMENSION DIAGRAM (mm)



4カ所の斜線部は取付用金属部の実装可能範囲です。

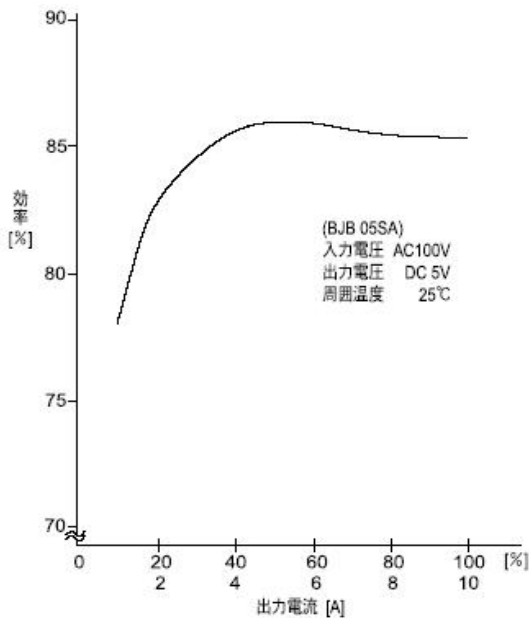
端子接続

- |            |          |
|------------|----------|
| CN1        | CN2      |
| 1 AC IN(N) | 1 +V OUT |
| 3 AC IN(L) | 2 +V OUT |
| 5 FG       | 3 0V OUT |
|            | 4 0V OUT |

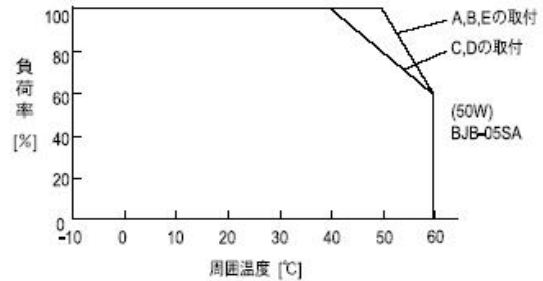
|     | 適合ハウジング | コンタクト        |
|-----|---------|--------------|
| CN1 | VHR-6N  | SVH-21T-P1.1 |
| CN2 | VHR-4N  | SVH-21T-P1.1 |

メーカー：日本圧着端子製造株式会社

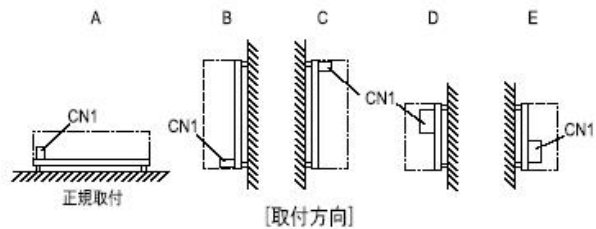
### EFFICIENCY CURVE



### DERATING CURVE



※安全規格取得条件につきましてはお問い合わせの上ご確認下さい。





# ***ETA-USA***

**HIGH QUALITY SWITCHING POWER SUPPLIES**



***ETA USA***

16170 Vineyard Blvd. Suite 180, Morgan Hill, CA 95037  
Phone: 1-800-ETA-POWR, (408) 778-2793 Fax: (408) 779-2753

Visit us at: [www.eta-usa.com](http://www.eta-usa.com)  
email at: [sales@eta-usa.com](mailto:sales@eta-usa.com)



Компания «ЭлектроПласт» предлагает заключение долгосрочных отношений при поставках импортных электронных компонентов на взаимовыгодных условиях!

Наши преимущества:

- Оперативные поставки широкого спектра электронных компонентов отечественного и импортного производства напрямую от производителей и с крупнейших мировых складов;
- Поставка более 17-ти миллионов наименований электронных компонентов;
- Поставка сложных, дефицитных, либо снятых с производства позиций;
- Оперативные сроки поставки под заказ (от 5 рабочих дней);
- Экспресс доставка в любую точку России;
- Техническая поддержка проекта, помощь в подборе аналогов, поставка прототипов;
- Система менеджмента качества сертифицирована по Международному стандарту ISO 9001;
- Лицензия ФСБ на осуществление работ с использованием сведений, составляющих государственную тайну;
- Поставка специализированных компонентов (Xilinx, Altera, Analog Devices, Intersil, Interpoint, Microsemi, Aeroflex, Peregrine, Syfer, Eurofarad, Texas Instrument, Miteq, Cobham, E2V, MA-COM, Hittite, Mini-Circuits, General Dynamics и др.);

Помимо этого, одним из направлений компании «ЭлектроПласт» является направление «Источники питания». Мы предлагаем Вам помощь Конструкторского отдела:

- Подбор оптимального решения, техническое обоснование при выборе компонента;
- Подбор аналогов;
- Консультации по применению компонента;
- Поставка образцов и прототипов;
- Техническая поддержка проекта;
- Защита от снятия компонента с производства.



#### Как с нами связаться

**Телефон:** 8 (812) 309 58 32 (многоканальный)

**Факс:** 8 (812) 320-02-42

**Электронная почта:** [org@eplast1.ru](mailto:org@eplast1.ru)

**Адрес:** 198099, г. Санкт-Петербург, ул. Калинина, дом 2, корпус 4, литера А.