


3M™ DIP Socket

Stamped and Formed, Dual-Wipe

4800 Series



- Dual leaf, high compression contact provides reliable termination
- Automatic insertion option is compatible with most insertion equipment
- Side and end stackable
- RoHS Compliant. See the Regulatory Information Appendix (RIA) in the "RoHS Compliance" section of www.3mconnector.com for compliance information (RIA E1 and C1 Apply)

Date Modified: April 19, 2011

TS-1099-B
Sheet 1 of 2

Physical

| | |
|-----------------------------------|---|
| Marking | |
| Insulation Material: | Polyester Glass Filled |
| Flammability: | UL 94V-0 |
| Color: | Black |
| Contact Material | Phosphor Bronze |
| Underplating: | 35 μ " [0.89 μ m] min. Nickel overall |
| Surface Plating: | 135 μ " [3.43 μ m] min. Matte Tin |
| Insertion/Withdrawl Forces | |
| Insertion Force: | 340 grams max. per contact |
| Withdrawl Force: | 80 grams min. per contact |
| Acceptable Pin Sizes | |
| Diameter: | .010" - .011" [0.25 mm - 0.27 mm] |
| Length: | .100" - .130" [2.54 mm - 3.30 mm] |
| Mounting Information | |
| Hole Diameter: | .035" - .043" [0.90 mm - 1.10 mm] |
| Marking | None |

Electrical

| | |
|-------------------------------|---|
| Current Rating: | 1 A |
| Insulation Resistance: | 5,000 M Ω at 500 V _{DC} |
| Withstanding Voltage: | 100 V _{AC} for 1 minute |

Environmental


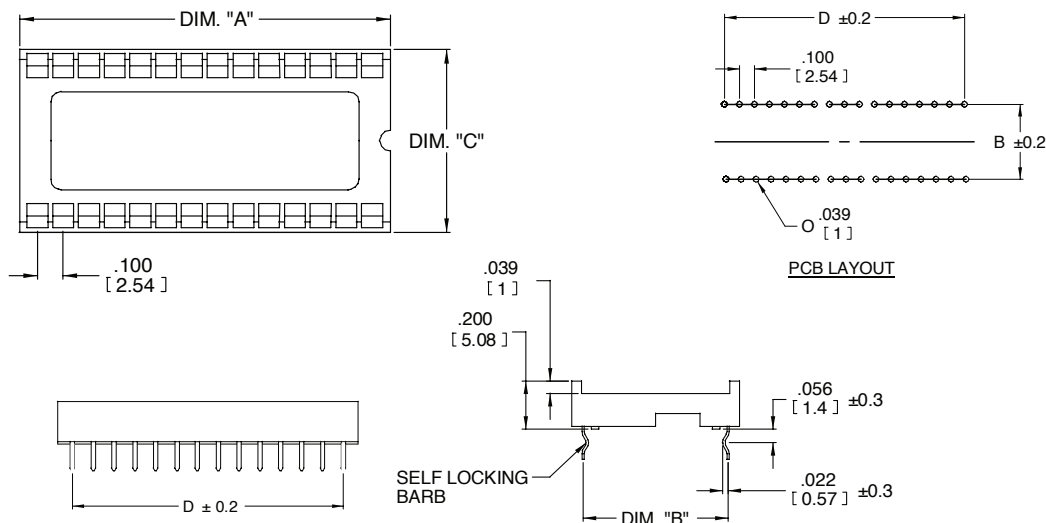
| | |
|----------------------------|------------------------------------|
| Temperature Rating: | -25°C to +85°C |
| Process Rating: | 260°C max. wave solder reflow only |

3M™ DIP Socket

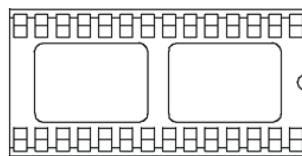
Stamped and Formed, Dual-Wipe

4800 Series

| Contact Quantity | Dimension A | Dimension B | Dimension C | Dimension D | Body Style |
|------------------|---------------|--------------|--------------|---------------|------------|
| 8 | .395 [10.03] | .300 [7.62] | .400 [10.16] | .300 [7.62] | A |
| 14 | .695 [17.65] | .300 [7.62] | .400 [10.16] | .600 [15.24] | A |
| 16 | .795 [20.19] | .300 [7.62] | .400 [10.16] | .700 [17.78] | A |
| 18 | .895 [22.73] | .300 [7.62] | .400 [10.16] | .800 [20.32] | A |
| 20 | .995 [25.27] | .300 [7.62] | .400 [10.16] | .900 [22.86] | A |
| 24 | 1.195 [30.35] | .300 [7.62] | .400 [10.16] | 1.100 [27.94] | A |
| 24 | 1.195 [30.35] | .600 [15.24] | .700 [17.78] | 1.100 [27.94] | B |
| 28 | 1.395 [35.43] | .300 [7.62] | .400 [10.16] | 1.300 [33.02] | B |
| 28 | 1.395 [35.43] | .600 [15.24] | .700 [17.78] | 1.300 [33.02] | B |
| 32 | 1.595 [40.51] | .600 [15.24] | .700 [17.78] | 1.500 [38.10] | B |
| 40 | 1.995 [50.67] | .600 [15.24] | .700 [17.78] | 1.900 [48.26] | B |
| 42 | 2.100 [53.34] | .600 [15.24] | .700 [17.78] | 2.000 [50.80] | B |
| 48 | 2.395 [60.83] | .600 [15.24] | .700 [17.78] | 2.300 [58.42] | B |



Body Style "A"



Body Style "B"



Inch
[mm]

| Tolerance Unless Noted | | | |
|------------------------|-----|------|-------|
| | .0 | .00 | .000 |
| inch | ±.1 | ±.01 | ±.005 |

[] Dimensions for Reference Only

Note: Suitable for "lead free" wave solder only. NOT FOR REFLOW SOLDER PROCESSES.

Ordering Information

48XX - X00X - CP

Contact Quantity
(See Table)

Row Spacing:
3 = .300 [7.62
6 = .600 [15.24]
(See Table)

Tail:
0 = Straight
4 = Kinked

TS-1099-B
Sheet 2 of 2

Important Notice

All statements, technical information, and recommendations related to 3M's products are based on information believed to be reliable, but the accuracy or completeness is not guaranteed. Before using this product, you must evaluate it and determine if it is suitable for your intended application. You assume all risks and liability associated with such use. Any statements related to the product which are not contained in 3M's current publications, or any contrary statements contained on your purchase order shall have no force or effect unless expressly agreed upon, in writing, by an authorized officer of 3M.

Warranty; Limited Remedy; Limited Liability.

This product will be free from defects in material and manufacture for a period of one (1) year from the time of purchase. **3M MAKES NO OTHER WARRANTIES INCLUDING, BUT NOT LIMITED TO, ANY IMPLIED WARRANTY OF MERCHANTABILITY OR FITNESS FOR A PARTICULAR PURPOSE.** If this product is defective within the warranty period stated above, your exclusive remedy shall be, at 3M's option, to replace or repair the 3M product or refund the purchase price of the 3M product. **Except where prohibited by law, 3M will not be liable for any indirect, special, incidental or consequential loss or damage arising from this 3M product, regardless of the legal theory asserted.**

**3M Electronics Solutions Division**

6801 River Place Blvd.
Austin, TX 78726-9000
U.S.A.
1-800-225-5373
www.3Mconnector.com

Please recycle. Printed in USA.
© 3M 2010. All rights reserved.
RIA-2217B-E

3M is a trademark of 3M Company.



Компания «ЭлектроПласт» предлагает заключение долгосрочных отношений при поставках импортных электронных компонентов на взаимовыгодных условиях!

Наши преимущества:

- Оперативные поставки широкого спектра электронных компонентов отечественного и импортного производства напрямую от производителей и с крупнейших мировых складов;
- Поставка более 17-ти миллионов наименований электронных компонентов;
- Поставка сложных, дефицитных, либо снятых с производства позиций;
- Оперативные сроки поставки под заказ (от 5 рабочих дней);
- Экспресс доставка в любую точку России;
- Техническая поддержка проекта, помощь в подборе аналогов, поставка прототипов;
- Система менеджмента качества сертифицирована по Международному стандарту ISO 9001;
- Лицензия ФСБ на осуществление работ с использованием сведений, составляющих государственную тайну;
- Поставка специализированных компонентов (Xilinx, Altera, Analog Devices, Intersil, Interpoint, Microsemi, Aeroflex, Peregrine, Syfer, Eurofarad, Texas Instrument, Miteq, Cobham, E2V, MA-COM, Hittite, Mini-Circuits, General Dynamics и др.);

Помимо этого, одним из направлений компании «ЭлектроПласт» является направление «Источники питания». Мы предлагаем Вам помощь Конструкторского отдела:

- Подбор оптимального решения, техническое обоснование при выборе компонента;
- Подбор аналогов;
- Консультации по применению компонента;
- Поставка образцов и прототипов;
- Техническая поддержка проекта;
- Защита от снятия компонента с производства.



Как с нами связаться

Телефон: 8 (812) 309 58 32 (многоканальный)

Факс: 8 (812) 320-02-42

Электронная почта: org@eplast1.ru

Адрес: 198099, г. Санкт-Петербург, ул. Калинина, дом 2, корпус 4, литера А.