

Pre-loaded fiber drawers provide a pre-configured, ready-to-install system for managing fiber optic terminations. The pre-loaded enclosure is a two-piece design with a slide-out drawer for full access to all fiber terminations and easy installation. The fiber drawer has integral mounting brackets suitable for installation in any 19" wide EIA-310/IEC 60297 compatible rack or cabinet.



technical information

Dimensions:	1.73"H x 17.5"W x 12.13" D (43.9 x 444.5 x 308.2mm)
Mounting option:	Integral brackets mount to 19" wide EIA-310/IEC 60297 compatible rack or cabinet
Accessories:	Mounting hardware and fiber routing accessory kit included; contains two FMS1 fiber management spools, two 30mm size rubber grommets, one PG11 cable gland, Panduit® Pan-Ty® Cable Ties and #12-24 and M6 x 1 mounting screws

key features and benefits

Pre-loaded with fiber optic adapters	Factory configured with duplex SC or LC adapters for fast and easy cabling and installation
Slide out drawer	Slides forward a full 300mm for easy service access to all fiber terminations, connections and splices
Multiple cable entry methods	Trunk and interconnect cable entry via PG11 glands, 5mm blown fiber glands, 20mm knockouts or 30mm rubber grommets
Two-piece, all metal body construction	Simple and economical installation with no loose components to misplace; improved protection over plastic fiber drawers
Dedicated labeling areas	Silk-screened white labeling areas for individual fiber channel identification plus overall enclosure labeling

applications

- Provides a ready-to-install system for managing fiber optic terminations, connections and patching in a variety of applications
- Can serve as a transition from backbone cabling to distribution switching in telecommunication rooms, an interconnect to active equipment switches in a fiber to the zone application and can be used as a transition enclosure for splicing to service provider trunks then patching to premise intra-building cabling
- Pre-loaded with SC or LC style adapters suitable for use with 50/125µm (OM2 or OM3/OM4) multimode, 62.5/125µm (OM1), or OS1/OS2 singlemode fiber
- Can terminate and manage up to 48 fibers in 1 RU depending on configurations and adapter type

NetKey® Pre-Loaded Fiber Drawer for OM1 62.5/125µm Multimode Fiber

- 6 duplex SC adapters: NKFD1W6EIDSC
- 12 duplex SC adapters: NKFD1W12EIDSC
- 12 duplex LC adapters: NKFD1W12EIDL
- 24 duplex LC adapters: NKFD1W24EIDL

NetKey® Pre-Loaded Fiber Drawer for OM2 50/125µm Multimode Fiber

- 6 duplex SC adapters: NKFD1W6BLDSC
- 12 duplex SC adapters: NKFD1W12BLDSC
- 12 duplex LC adapters: NKFD1W12BLDL
- 24 duplex LC adapters: NKFD1W24BLDL

NetKey® Pre-Loaded Fiber Drawer for OM3/OM4 50/125µm Multimode Fiber

- 6 duplex SC adapters: NKFD1W6AQDSC
- 12 duplex SC adapters: NKFD1W12AQDSC
- 12 duplex LC adapters: NKFD1W12AQDL
- 24 duplex LC adapters: NKFD1W24AQDL

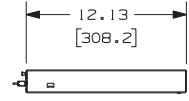
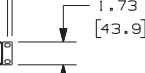
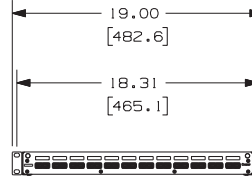
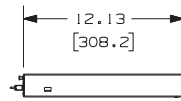
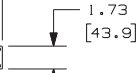
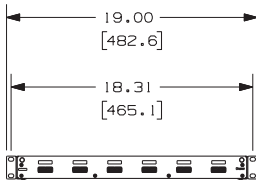

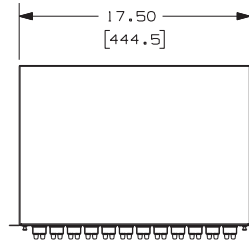
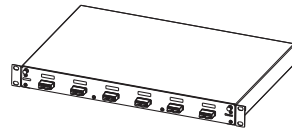
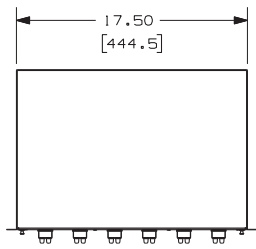
NetKey® Pre-Loaded Fiber Drawer for OS1/OS2 9/125µm Singlemode Fiber

- 6 duplex SC adapters: NKFD1W6BUDSCZ
- 12 duplex SC adapters: NKFD1W12BUDSCZ
- 12 duplex LC adapters: NKFD1W12BUDLCZ
- 24 duplex LC adapters: NKFD1W24BUDLCZ

Splicing Accessories

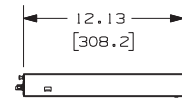
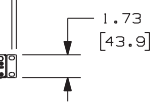
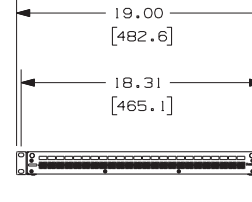
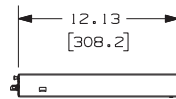
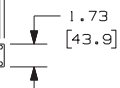
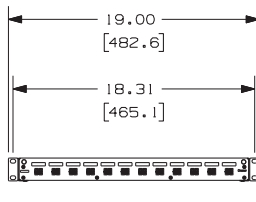
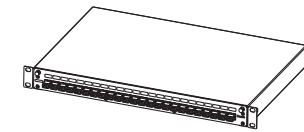
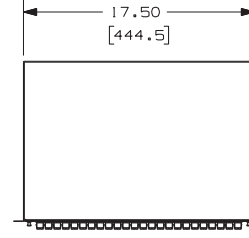
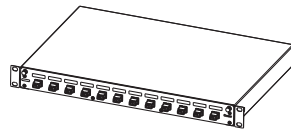
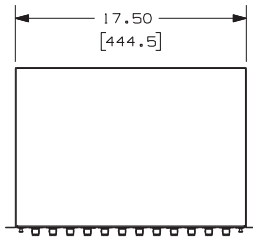
- Fiber splice module, 24 fusion splices: FOSMF
- Fiber splice module, 12 mechanical splices: FOSMM
- Fiber splice chip, 24 fusion splices: FSC24

NetKey® Pre-Loaded Fiber Drawers



NKFD1W6DSC**

NKFD1W12DSC**



NKFD1W12DLC**

NKFD1W24DLC**

**** Substitute for color:**
For OM1 add EI (Electric Ivory)
For OM2 add BL (Black)
For OM3/OM4 add AQ (Aqua)

Dimensions are in inches. [Dimensions in brackets are metric].

WORLDWIDE SUBSIDIARIES AND SALES OFFICES

PANDUIT CANADA
 Markham, Ontario
 cs-cdn@panduit.com
 Phone: 800.777.3300

PANDUIT EUROPE LTD.
 London, UK
 cs-emea@panduit.com
 Phone: 44.20.8601.7200

PANDUIT SINGAPORE PTE. LTD.
 Republic of Singapore
 cs-ap@panduit.com
 Phone: 65.6305.7575

PANDUIT JAPAN
 Tokyo, Japan
 cs-japan@panduit.com
 Phone: 81.3.6863.6000

PANDUIT LATIN AMERICA
 Guadalajara, Mexico
 cs-la@panduit.com
 Phone: 52.33.3777.6000

PANDUIT AUSTRALIA PTY. LTD.
 Victoria, Australia
 cs-aus@panduit.com
 Phone: 61.3.9794.9020

For a copy of Panduit product warranties, log on to www.panduit.com/warranty

For more information

Visit us at www.panduit.com

Contact Customer Service by email: cs@panduit.com
 or by phone: 800-777-3300 and reference NKDS19



©2010 Panduit Corp.
 ALL RIGHTS RESERVED.

WW-NKDS19

8/2010



Компания «ЭлектроПласт» предлагает заключение долгосрочных отношений при поставках импортных электронных компонентов на взаимовыгодных условиях!

Наши преимущества:

- Оперативные поставки широкого спектра электронных компонентов отечественного и импортного производства напрямую от производителей и с крупнейших мировых складов;
- Поставка более 17-ти миллионов наименований электронных компонентов;
- Поставка сложных, дефицитных, либо снятых с производства позиций;
- Оперативные сроки поставки под заказ (от 5 рабочих дней);
- Экспресс доставка в любую точку России;
- Техническая поддержка проекта, помощь в подборе аналогов, поставка прототипов;
- Система менеджмента качества сертифицирована по Международному стандарту ISO 9001;
- Лицензия ФСБ на осуществление работ с использованием сведений, составляющих государственную тайну;
- Поставка специализированных компонентов (Xilinx, Altera, Analog Devices, Intersil, Interpoint, Microsemi, Aeroflex, Peregrine, Syfer, Eurofarad, Texas Instrument, Miteq, Cobham, E2V, MA-COM, Hittite, Mini-Circuits, General Dynamics и др.);

Помимо этого, одним из направлений компании «ЭлектроПласт» является направление «Источники питания». Мы предлагаем Вам помощь Конструкторского отдела:

- Подбор оптимального решения, техническое обоснование при выборе компонента;
- Подбор аналогов;
- Консультации по применению компонента;
- Поставка образцов и прототипов;
- Техническая поддержка проекта;
- Защита от снятия компонента с производства.



Как с нами связаться

Телефон: 8 (812) 309 58 32 (многоканальный)

Факс: 8 (812) 320-02-42

Электронная почта: org@eplast1.ru

Адрес: 198099, г. Санкт-Петербург, ул. Калинина, дом 2, корпус 4, литера А.