



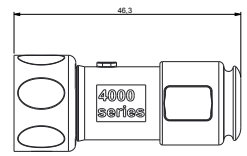
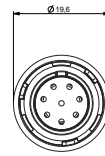
- Sealed to IP66 IP68 and IP69K when mated
- IP68 rating tested at 1.054kg/sq cm (15lb/sq in) 10m depth for 2 weeks
- 2, 3, 4, 6, 8, 10 & 12 pole configuration
- Power ratings up to 13A, 600V
- Cable range from 3 to 7mm
- Diameter over coupling ring 19.7mm
- Flex, Flex In-Line, Rear Panel and PCB mounting body styles
- Colour coded O-rings & washers for easy identification purposes
- Plug and Socket versions in all body styles
- Flame Retardant moulding material - Polyamide UL94-V0
- Contacts supplied separately (except PCB versions)
- Sealing caps available to maintain IP68 rating
- Crimp and solder contacts
- UL, CSA and VDE approvals
- EN60068-2-52 Test Kb Salt Mist (Cyclic) Marine Severity Level 1
- EN60068-2-64 Vibration Resistance

Flex Cable Connector



PXP4010

- Mates with Flex In-line or Panel mounting versions PXP4011, PXP4013
- Pin or socket
- 2, 3, 4, 6, 8, 10 & 12 pole
- ¼ turn locking ring
- Contacts supplied separately

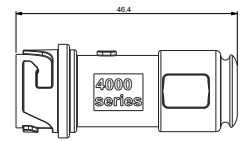


Inline Flex Cable Connector



PXP4011

- Mates with Flex Cable connector PXP4010
- Pin or socket
- 2, 3, 4, 6, 8, 10 & 12 pole
- For in-line cable connection
- Contacts supplied separately



Rear Panel Mounting Connector



PXP4013

- Mates with Flex Cable connector PXP4010, PXP4011
- Rear Panel mounting
- Pin or socket
- Single hole fixing
- Contacts supplied separately
- 2, 3, 4, 6, 8, 10 & 12 pole



PCB Mounting Connector



PXP4013/XXX/PC

- Mates with Flex Cable connector PXP4010, PXP4011
- Pin or socket
- PCB Rear Panel mounting
- Straight PC spills
- Supplied with pre-loaded gold plated contacts
- 2, 3, 4, 6, 8, 10 & 12 pole



Sealing Caps and Accessories



PXP4081 PXP4082 PXP4083

- Maintains IP-sealed rating of unmated connectors

| Part no. | Description |
|----------|--|
| PXP4081 | Sealing cap for use with PXP4010 & PXP4040 |
| PXP4082 | Sealing cap for use with PXP4011 |
| PXP4083 | Sealing cap for use with PXP4013 & PXP4043 |

Gland Packs



| Part no. | Description |
|--------------|---|
| PXP4088/0305 | Pack of 4 pairs cable glands and collets to suit cables from 3.0 to 5.0mm diameter. |
| PXP4088/0507 | Pack of 4 pairs cable glands and collets to suit cables from 5.0 to 7.0mm diameter. |

O-ring & washer pack



| Part no. | Description |
|------------|--|
| PXP4089/WH | White coloured O-ring and washer pack |
| PXP4089/RD | Red coloured O-ring and washer pack |
| PXP4089/BL | Blue coloured O-ring and washer pack |
| PXP4089/YL | Yellow coloured O-ring and washer pack |
| PXP4089/GN | Green coloured O-ring and washer pack |

Crimp Contacts

| Pole | Current Rating | Pin | Socket | Pack Qty | Cable Acceptance (dia) |
|---------|----------------|--------|--------|----------|------------------------|
| 2, 3 | 13A /*10A | SA3350 | SA3349 | 10 | 16 - 18 AWG |
| 4, 6, 8 | 8A /*5A | SA3348 | SA3347 | 10 | 18 - 20 AWG |
| 10, 12 | 3A /*3A | SA3180 | SA3179 | 10 | 22 - 24 AWG |

Solder Contacts

| Pole | Current Rating | Pin | Socket | Pack Qty | Cable Acceptance (dia) |
|---------|----------------|----------|----------|----------|------------------------|
| 2,3 | 13A /*10A | SA3350/1 | SA3349/1 | 10 | 16 - 18 AWG |
| 4, 6, 8 | 8A /*5A | SA3348/1 | SA3347/1 | 10 | 18 - 20 AWG |
| 10, 12 | 3A /*3A | SA3180/1 | SA3179/1 | 10 | 22 - 24 AWG |

Insertion / Extraction

| | Poles | Contact Rating | Colour | Part No |
|---------------------------|---------|----------------|--------|---------|
| Insertion/Extraction Tool | 2, 3 | 13A /*10A | Blue | 13027/2 |
| Insertion/Extraction Tool | 4, 6, 8 | 8A /*5A | Red | 13027/1 |
| Insertion/Extraction Tool | 10, 12 | 3A /*3A | Green | 13027 |

Crimp tools

| | Poles | Contact Rating | Colour | Part No |
|--|---------|----------------|--------|------------|
| Positioner | 2, 3 | 13A/*10A | Orange | 14025/1618 |
| Positioner | 4, 6, 8 | 8A /*5A | Grey | 14025/1820 |
| Positioner | 10, 12 | 3A /*3A | Yellow | 14025/2224 |
| 8 Indent Crimp Tool for use with positioners | | | | 14025 |

*Current rating for CSA standards

PXP4013 PCB Contact Layout

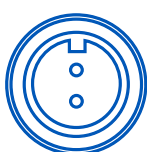
Sockets

Contact numbers viewed from rear of panel



Plugs

Contact numbers viewed from rear of panel



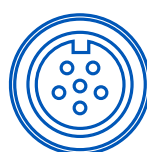
2 pole
(13 Amp)




3 pole
(13 Amp)



4 pole
(8 Amp)



6 pole
(8 Amp)



8 pole
(8 Amp)



10 pole
(3 Amp)



12 pole
(3 Amp)

Electrical:

| | | | |
|--------------------------|-----------------------------------|-----------|-----------|
| No. Poles: | 2 & 3 | 4, 6 & 8 | 10 & 12 |
| Current Rating UL / VDE: | 13A | 8A | 3A |
| Current Rating CSA: | 10A | 5A | 3A |
| Voltage Rating (ac/dc): | 600Vac/dc | 600Vac/dc | 600Vac/dc |
| Contact Resistance: | <5mΩ | | |
| Insulation Resistance: | >10 ⁶ MΩ (@ 500V d.c.) | | |
| AC Breakdown voltage: | 2.5kV | | |

Operating Temperature:
 Flex and panel types -40°C to +120°C

Approvals:

-  UL
-  CSA
-  VDE

Material:

Flex and panel types:
 Body Mouldings: Polyamide
 Flammability Rating: UL94V-0
 UV Resistance: To EN 50021:1999

Contacts: Copper alloy, Gold plated

O Rings: Silicone

Panel Sealing O Ring: Silicone

RoHS Compliant

Mechanical:

Sealing: IP66 to En60529:1992+A2:2013
 IP68 to En60529:1992+A2:2013 (10m depth for 2 weeks)
 IP69k to DIN 40050-9
 IP69K, Tested in accordance with DIN 40050/Part 9 IP6k9k

Salt Mist: EN60068-2-52 Test Kb Salt Mist (Cyclic) Marine Severity Level 1

Vibration: BS EN 60068-2-64:2008 Test Fh
 BS EN 60068-2-27:2009 Test Ea

Cable Acceptance: 3.0 - 7.0mm

Contact Accommodation: 2 & 3 pole, 16 - 18 AWG
 4, 6 & 8 pole, 18 - 20 AWG
 10 & 12 pole, 22 - 24 AWG

Termination: Crimp, solder and PCB

Insertion/Withdrawal Force:
 No. poles: 2 & 3 4, 6, 8 10 & 12
 Insertion Force (typ): 25N 28N 62N
 Withdrawal Force (typ): 17N 22N 29N

Panel mount (PXP4013)
 Front fixing nut: 1.0-1.1Nm (9lbf.in.)

Cable Retention force:
 3.0mm dia 60N
 4.0 to 7.0mm dia 80N

Panel thread PXP4013: 18.97x26TPI Whitworth form to BS84 med fit

Dimensions:

Overall dimensions of connectors when mated together

Flex + Flex In-Line 80mm
 Dia. over coupling ring 19.7mm

| PXP40 xx | XX | X | XXXX |
|---|--|--|--|
| <p>Body Styles</p> <p>PXP4010 = Flex body PXP4011 = Flex in-line body PXP4013 = Rear panel/PCB mounting body</p> | <p>Number Contacts</p> <p>02 = 2 pole 03 = 3 pole 04 = 4 pole 06 = 6 pole 08 = 8 pole 10 = 10 pole 12 = 12 pole</p> | <p>Contact Type</p> <p>P = Pin, S = Socket</p> | <p>For PXP4010 and PXP4011 cable connectors - Cable Entry Size:</p> <p>3035 = 3.0 - 3.5mm (Light Grey) 3540 = 3.5 - 4.0mm (Grey) 4045 = 4.0 - 4.5mm (Green) 4550 = 4.5 - 5.0mm (Red)</p> <p>5055 = 5.0 - 5.5mm (Yellow) 5560 = 5.5 - 6.0mm (Blue) 6065 = 6.0 - 6.5mm (White) 6570 = 6.5 - 7.0mm (Black)</p> <p>Cable gland and collet supplied in colour coded pairs.</p> <p>For PXP4013 PCB/Rear Panel Mount: PC = Pre-loaded PC pins Blank = no pins supplied</p> |
| <p>Examples:</p> <p>PXP4010/03S/4045 = Flex cable connector, 3 socket contacts with gland and collet for cables between 4.0 and 4.5mm diameter (supplied less contacts). PXP4013/08P = Rear panel mounting connector, for 8 pin contacts (supplied less contacts). PXP4013/03P/PC = Rear panel/PCB connector, 3 pin contacts, PCB mounting (supplied with contacts loaded).</p> | | | |



Компания «ЭлектроПласт» предлагает заключение долгосрочных отношений при поставках импортных электронных компонентов на взаимовыгодных условиях!

Наши преимущества:

- Оперативные поставки широкого спектра электронных компонентов отечественного и импортного производства напрямую от производителей и с крупнейших мировых складов;
- Поставка более 17-ти миллионов наименований электронных компонентов;
- Поставка сложных, дефицитных, либо снятых с производства позиций;
- Оперативные сроки поставки под заказ (от 5 рабочих дней);
- Экспресс доставка в любую точку России;
- Техническая поддержка проекта, помощь в подборе аналогов, поставка прототипов;
- Система менеджмента качества сертифицирована по Международному стандарту ISO 9001;
- Лицензия ФСБ на осуществление работ с использованием сведений, составляющих государственную тайну;
- Поставка специализированных компонентов (Xilinx, Altera, Analog Devices, Intersil, Interpoint, Microsemi, Aeroflex, Peregrine, Syfer, Eurofarad, Texas Instrument, Miteq, Cobham, E2V, MA-COM, Hittite, Mini-Circuits, General Dynamics и др.);

Помимо этого, одним из направлений компании «ЭлектроПласт» является направление «Источники питания». Мы предлагаем Вам помощь Конструкторского отдела:

- Подбор оптимального решения, техническое обоснование при выборе компонента;
- Подбор аналогов;
- Консультации по применению компонента;
- Поставка образцов и прототипов;
- Техническая поддержка проекта;
- Защита от снятия компонента с производства.



Как с нами связаться

Телефон: 8 (812) 309 58 32 (многоканальный)

Факс: 8 (812) 320-02-42

Электронная почта: org@eplast1.ru

Адрес: 198099, г. Санкт-Петербург, ул. Калинина, дом 2, корпус 4, литера А.