



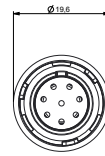
- Sealed to IP66 IP68 and IP69K when mated
- IP68 rating tested at 1.054kg/sq cm (15lb/sq in) 10m depth for 2 weeks
- 2, 3, 4, 6, 8, 10 & 12 pole configuration
- Power ratings up to 13A, 600V
- Cable range from 3 to 7mm
- Diameter over coupling ring 19.7mm
- Flex, Flex In-Line, Rear Panel and PCB mounting body styles
- Colour coded O-rings & washers for easy identification purposes
- Plug and Socket versions in all body styles
- Flame Retardant moulding material - Polyamide UL94-V0
- Contacts supplied separately (except PCB versions)
- Sealing caps available to maintain IP68 rating
- Crimp and solder contacts
- UL, CSA and VDE approvals
- EN60068-2-52 Test Kb Salt Mist (Cyclic) Marine Severity Level 1
- EN60068-2-64 Vibration Resistance

Flex Cable Connector



PXP4010

- Mates with Flex In-line or Panel mounting versions PXP4011, PXP4013
- Pin or socket
- 2, 3, 4, 6, 8, 10 & 12 pole
- ¼ turn locking ring
- Contacts supplied separately



Inline Flex Cable Connector



PXP4011

- Mates with Flex Cable connector PXP4010
- Pin or socket
- 2, 3, 4, 6, 8, 10 & 12 pole
- For in-line cable connection
- Contacts supplied separately



Rear Panel Mounting Connector



PXP4013

- Mates with Flex Cable connector PXP4010, PXP4011
- Rear Panel mounting
- Pin or socket
- Single hole fixing
- Contacts supplied separately
- 2, 3, 4, 6, 8, 10 & 12 pole



PCB Mounting Connector



PXP4013/XXX/PC

- Mates with Flex Cable connector PXP4010, PXP4011
- Pin or socket
- PCB Rear Panel mounting
- Straight PC spills
- Supplied with pre-loaded gold plated contacts
- 2, 3, 4, 6, 8, 10 & 12 pole



Sealing Caps and Accessories



PXP4081 PXP4082 PXP4083

- Maintains IP-sealed rating of unmated connectors

| Part no. | Description                                |
|----------|--|
| PXP4081  | Sealing cap for use with PXP4010 & PXP4040 |
| PXP4082  | Sealing cap for use with PXP4011           |
| PXP4083  | Sealing cap for use with PXP4013 & PXP4043 |

Gland Packs



| Part no.     | Description   |
|--------------|---|
| PXP4088/0305 | Pack of 4 pairs cable glands and collets to suit cables from 3.0 to 5.0mm diameter. |
| PXP4088/0507 | Pack of 4 pairs cable glands and collets to suit cables from 5.0 to 7.0mm diameter. |

O-ring & washer pack



| Part no.   | Description                            |
|------------|--|
| PXP4089/WH | White coloured O-ring and washer pack  |
| PXP4089/RD | Red coloured O-ring and washer pack    |
| PXP4089/BL | Blue coloured O-ring and washer pack   |
| PXP4089/YL | Yellow coloured O-ring and washer pack |
| PXP4089/GN | Green coloured O-ring and washer pack  |

Crimp Contacts

| Pole    | Current Rating | Pin    | Socket | Pack Qty | Cable Acceptance (dia) |
|---------|----------------|--------|--------|----------|------------------------|
| 2, 3    | 13A /*10A      | SA3350 | SA3349 | 10       | 16 - 18 AWG            |
| 4, 6, 8 | 8A /*5A        | SA3348 | SA3347 | 10       | 18 - 20 AWG            |
| 10, 12  | 3A /*3A        | SA3180 | SA3179 | 10       | 22 - 24 AWG            |

Solder Contacts

| Pole    | Current Rating | Pin      | Socket   | Pack Qty | Cable Acceptance (dia) |
|---------|----------------|----------|----------|----------|------------------------|
| 2,3     | 13A /*10A      | SA3350/1 | SA3349/1 | 10       | 16 - 18 AWG            |
| 4, 6, 8 | 8A /*5A        | SA3348/1 | SA3347/1 | 10       | 18 - 20 AWG            |
| 10, 12  | 3A /*3A        | SA3180/1 | SA3179/1 | 10       | 22 - 24 AWG            |

Insertion / Extraction

|                           | Poles   | Contact Rating | Colour | Part No |
|---------------------------|---------|----------------|--------|---------|
| Insertion/Extraction Tool | 2, 3    | 13A /*10A      | Blue   | 13027/2 |
| Insertion/Extraction Tool | 4, 6, 8 | 8A /*5A        | Red    | 13027/1 |
| Insertion/Extraction Tool | 10, 12  | 3A /*3A        | Green  | 13027   |

Crimp tools

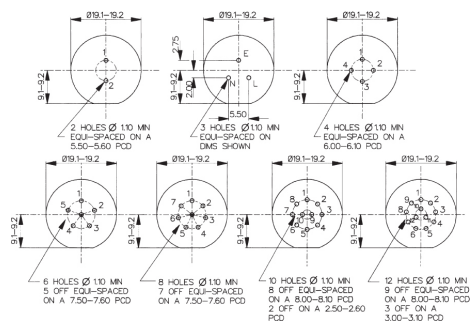
|  | Poles   | Contact Rating | Colour | Part No    |
|--|---------|----------------|--------|------------|
| Positioner                                   | 2, 3    | 13A/*10A       | Orange | 14025/1618 |
| Positioner                                   | 4, 6, 8 | 8A /*5A        | Grey   | 14025/1820 |
| Positioner                                   | 10, 12  | 3A /*3A        | Yellow | 14025/2224 |
| 8 Indent Crimp Tool for use with positioners |         |                |        | 14025      |

\*Current rating for CSA standards

PXP4013 PCB Contact Layout

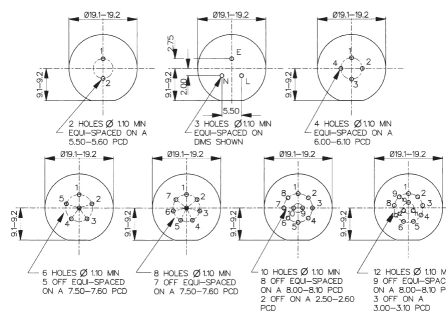
Sockets

Contact numbers viewed from rear of panel



Plugs

Contact numbers viewed from rear of panel



2 pole  
(13 Amp)



3 pole  
(13 Amp)



4 pole  
(8 Amp)



6 pole  
(8 Amp)



8 pole  
(8 Amp)



10 pole  
(3 Amp)



12 pole  
(3 Amp)

**Electrical:**

|                          |                                   |           |           |
|--------------------------|-----------------------------------|-----------|-----------|
| No. Poles:               | 2 & 3                             | 4, 6 & 8  | 10 & 12   |
| Current Rating UL / VDE: | 13A                               | 8A        | 3A        |
| Current Rating CSA:      | 10A                               | 5A        | 3A        |
| Voltage Rating (ac/dc):  | 600Vac/dc                         | 600Vac/dc | 600Vac/dc |
| Contact Resistance:      | <5mΩ                              |           |           |
| Insulation Resistance:   | >10 <sup>6</sup> MΩ (@ 500V d.c.) |           |           |
| AC Breakdown voltage:    | 2.5kV                             |           |           |

Operating Temperature:  
 Flex and panel types -40°C to +120°C

Approvals:

-  UL
-  CSA
-  VDE

**Material:**

Flex and panel types:  
 Body Mouldings: Polyamide  
 Flammability Rating: UL94V-0  
 UV Resistance: To EN 50021:1999

Contacts: Copper alloy, Gold plated

O Rings: Silicone

Panel Sealing O Ring: Silicone

**RoHS** Compliant

**Mechanical:**

Sealing: IP66 to En60529:1992+A2:2013  
 IP68 to En60529:1992+A2:2013 (10m depth for 2 weeks)  
 IP69k to DIN 40050-9  
 IP69K, Tested in accordance with DIN 40050/Part 9 IP6k9k

Salt Mist: EN60068-2-52 Test Kb Salt Mist (Cyclic) Marine Severity Level 1

Vibration: BS EN 60068-2-64:2008 Test Fh  
 BS EN 60068-2-27:2009 Test Ea

Cable Acceptance: 3.0 - 7.0mm

Contact Accommodation: 2 & 3 pole, 16 - 18 AWG  
 4, 6 & 8 pole, 18 - 20 AWG  
 10 & 12 pole, 22 - 24 AWG

Termination: Crimp, solder and PCB

Insertion/Withdrawal Force:  
 No. poles: 2 & 3 4, 6, 8 10 & 12  
 Insertion Force (typ): 25N 28N 62N  
 Withdrawal Force (typ): 17N 22N 29N

Panel mount (PXP4013)  
 Front fixing nut: 1.0-1.1Nm (9lbf.in.)

Cable Retention force:  
 3.0mm dia 60N  
 4.0 to 7.0mm dia 80N

Panel thread PXP4013: 18.97x26TPI Whitworth form to BS84 med fit

**Dimensions:**

Overall dimensions of connectors when mated together

Flex + Flex In-Line 80mm  
 Dia. over coupling ring 19.7mm

| <b>PXP40 xx</b>   | <b>XX</b>  | <b>X</b>   | <b>XXXX</b>  |
|---|--|--|--|
| <p><b>Body Styles</b></p> <p><b>PXP4010</b> = Flex body<br/> <b>PXP4011</b> = Flex in-line body<br/> <b>PXP4013</b> = Rear panel/PCB mounting body</p>  | <p><b>Number Contacts</b></p> <p>02 = 2 pole<br/>                     03 = 3 pole<br/>                     04 = 4 pole<br/>                     06 = 6 pole<br/>                     08 = 8 pole<br/>                     10 = 10 pole<br/>                     12 = 12 pole</p> | <p><b>Contact Type</b></p> <p><b>P</b> = Pin,<br/> <b>S</b> = Socket</p> | <p><b>For PXP4010 and PXP4011 cable connectors</b><br/> <b>- Cable Entry Size:</b></p> <p>3035 = 3.0 - 3.5mm (Light Grey)<br/>                     3540 = 3.5 - 4.0mm (Grey)<br/>                     4045 = 4.0 - 4.5mm (Green)<br/>                     4550 = 4.5 - 5.0mm (Red)</p> <p>5055 = 5.0 - 5.5mm (Yellow)<br/>                     5560 = 5.5 - 6.0mm (Blue)<br/>                     6065 = 6.0 - 6.5mm (White)<br/>                     6570 = 6.5 - 7.0mm (Black)</p> <p>Cable gland and collet supplied in colour coded pairs.</p> <p>For PXP4013 PCB/Rear Panel Mount:<br/>                     PC = Pre-loaded PC pins<br/>                     Blank = no pins supplied</p> |
| <p><b>Examples:</b></p> <p><b>PXP4010/03S/4045</b> = Flex cable connector, 3 socket contacts with gland and collet for cables between 4.0 and 4.5mm diameter (supplied less contacts).<br/> <b>PXP4013/08P</b> = Rear panel mounting connector, for 8 pin contacts (supplied less contacts).<br/> <b>PXP4013/03P/PC</b> = Rear panel/PCB connector, 3 pin contacts, PCB mounting (supplied with contacts loaded).</p> |  |  |  |



Компания «ЭлектроПласт» предлагает заключение долгосрочных отношений при поставках импортных электронных компонентов на взаимовыгодных условиях!

Наши преимущества:

- Оперативные поставки широкого спектра электронных компонентов отечественного и импортного производства напрямую от производителей и с крупнейших мировых складов;
- Поставка более 17-ти миллионов наименований электронных компонентов;
- Поставка сложных, дефицитных, либо снятых с производства позиций;
- Оперативные сроки поставки под заказ (от 5 рабочих дней);
- Экспресс доставка в любую точку России;
- Техническая поддержка проекта, помощь в подборе аналогов, поставка прототипов;
- Система менеджмента качества сертифицирована по Международному стандарту ISO 9001;
- Лицензия ФСБ на осуществление работ с использованием сведений, составляющих государственную тайну;
- Поставка специализированных компонентов (Xilinx, Altera, Analog Devices, Intersil, Interpoint, Microsemi, Aeroflex, Peregrine, Syfer, Eurofarad, Texas Instrument, Miteq, Cobham, E2V, MA-COM, Hittite, Mini-Circuits, General Dynamics и др.);

Помимо этого, одним из направлений компании «ЭлектроПласт» является направление «Источники питания». Мы предлагаем Вам помощь Конструкторского отдела:

- Подбор оптимального решения, техническое обоснование при выборе компонента;
- Подбор аналогов;
- Консультации по применению компонента;
- Поставка образцов и прототипов;
- Техническая поддержка проекта;
- Защита от снятия компонента с производства.



#### Как с нами связаться

**Телефон:** 8 (812) 309 58 32 (многоканальный)

**Факс:** 8 (812) 320-02-42

**Электронная почта:** [org@eplast1.ru](mailto:org@eplast1.ru)

**Адрес:** 198099, г. Санкт-Петербург, ул. Калинина, дом 2, корпус 4, литера А.