



- Sealed to IP66 IP68 and IP69K when mated
- IP68 rating tested at 1.054kg/sq cm (15lb/sq in) 10m depth for 2 weeks
- 2, 3, 4, 6, 8, 10 & 12 pole configuration
- Power ratings up to 13A, 600V
- Cable range from 3 to 7mm
- Diameter over coupling ring 19.7mm
- Flex, Flex In-Line, Rear Panel and PCB mounting body styles
- Colour coded O-rings & washers for easy identification purposes
- Plug and Socket versions in all body styles
- Flame Retardant moulding material - Polyamide UL94-V0
- Contacts supplied separately (except PCB versions)
- Sealing caps available to maintain IP68 rating
- Crimp and solder contacts
- UL, CSA and VDE approvals
- EN60068-2-52 Test Kb Salt Mist (Cyclic) Marine Severity Level 1
- EN60068-2-64 Vibration Resistance

Flex Cable Connector



PXP4010

- Mates with Flex In-line or Panel mounting versions PXP4011, PXP4013
- Pin or socket
- 2, 3, 4, 6, 8, 10 & 12 pole
- ¼ turn locking ring
- Contacts supplied separately

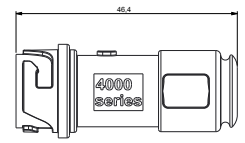


Inline Flex Cable Connector



PXP4011

- Mates with Flex Cable connector PXP4010
- Pin or socket
- 2, 3, 4, 6, 8, 10 & 12 pole
- For in-line cable connection
- Contacts supplied separately



Rear Panel Mounting Connector



PXP4013

- Mates with Flex Cable connector PXP4010, PXP4011
- Rear Panel mounting
- Pin or socket
- Single hole fixing
- Contacts supplied separately
- 2, 3, 4, 6, 8, 10 & 12 pole



PCB Mounting Connector



PXP4013/XXX/PC

- Mates with Flex Cable connector PXP4010, PXP4011
- Pin or socket
- PCB Rear Panel mounting
- Straight PC spills
- Supplied with pre-loaded gold plated contacts
- 2, 3, 4, 6, 8, 10 & 12 pole



Sealing Caps and Accessories



PXP4081 PXP4082 PXP4083

- Maintains IP-sealed rating of unmated connectors

Part no.	Description
PXP4081	Sealing cap for use with PXP4010 & PXP4040
PXP4082	Sealing cap for use with PXP4011
PXP4083	Sealing cap for use with PXP4013 & PXP4043

Gland Packs



Part no.	Description
PXP4088/0305	Pack of 4 pairs cable glands and collets to suit cables from 3.0 to 5.0mm diameter.
PXP4088/0507	Pack of 4 pairs cable glands and collets to suit cables from 5.0 to 7.0mm diameter.

O-ring & washer pack



Part no.	Description
PXP4089/WH	White coloured O-ring and washer pack
PXP4089/RD	Red coloured O-ring and washer pack
PXP4089/BL	Blue coloured O-ring and washer pack
PXP4089/YL	Yellow coloured O-ring and washer pack
PXP4089/GN	Green coloured O-ring and washer pack

Crimp Contacts

Pole	Current Rating	Pin	Socket	Pack Qty	Cable Acceptance (dia)
2, 3	13A /*10A	SA3350	SA3349	10	16 - 18 AWG
4, 6, 8	8A /*5A	SA3348	SA3347	10	18 - 20 AWG
10, 12	3A /*3A	SA3180	SA3179	10	22 - 24 AWG

Solder Contacts

Pole	Current Rating	Pin	Socket	Pack Qty	Cable Acceptance (dia)
2,3	13A /*10A	SA3350/1	SA3349/1	10	16 - 18 AWG
4, 6, 8	8A /*5A	SA3348/1	SA3347/1	10	18 - 20 AWG
10, 12	3A /*3A	SA3180/1	SA3179/1	10	22 - 24 AWG

Insertion / Extraction

	Poles	Contact Rating	Colour	Part No
Insertion/Extraction Tool	2, 3	13A /*10A	Blue	13027/2
Insertion/Extraction Tool	4, 6, 8	8A /*5A	Red	13027/1
Insertion/Extraction Tool	10, 12	3A /*3A	Green	13027

Crimp tools

	Poles	Contact Rating	Colour	Part No
Positioner	2, 3	13A/*10A	Orange	14025/1618
Positioner	4, 6, 8	8A /*5A	Grey	14025/1820
Positioner	10, 12	3A /*3A	Yellow	14025/2224
8 Indent Crimp Tool for use with positioners				14025

\*Current rating for CSA standards

PXP4013 PCB Contact Layout

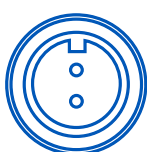
Sockets

Contact numbers viewed from rear of panel



Plugs

Contact numbers viewed from rear of panel



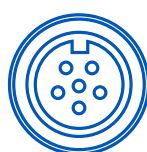
2 pole  
(13 Amp)



3 pole  
(13 Amp)



4 pole  
(8 Amp)




6 pole  
(8 Amp)



8 pole  
(8 Amp)



10 pole  
(3 Amp)



12 pole  
(3 Amp)

**Electrical:**

No. Poles:	2 & 3	4, 6 & 8	10 & 12
Current Rating UL / VDE:	13A	8A	3A
Current Rating CSA:	10A	5A	3A
Voltage Rating (ac/dc):	600Vac/dc	600Vac/dc	600Vac/dc
Contact Resistance:	<5mΩ		
Insulation Resistance:	>10 <sup>6</sup> MΩ (@ 500V d.c.)		
AC Breakdown voltage:	2.5kV		

Operating Temperature:  
 Flex and panel types -40°C to +120°C

Approvals:

-  UL
-  CSA
-  VDE

**Material:**

Flex and panel types:  
 Body Mouldings: Polyamide  
 Flammability Rating: UL94V-0  
 UV Resistance: To EN 50021:1999

Contacts: Copper alloy, Gold plated

O Rings: Silicone

Panel Sealing O Ring: Silicone

**RoHS** Compliant

**Mechanical:**

Sealing: IP66 to En60529:1992+A2:2013  
 IP68 to En60529:1992+A2:2013 (10m depth for 2 weeks)  
 IP69k to DIN 40050-9  
 IP69K, Tested in accordance with DIN 40050/Part 9 IP6k9k

Salt Mist: EN60068-2-52 Test Kb Salt Mist (Cyclic) Marine Severity Level 1

Vibration: BS EN 60068-2-64:2008 Test Fh  
 BS EN 60068-2-27:2009 Test Ea

Cable Acceptance: 3.0 - 7.0mm

Contact Accommodation: 2 & 3 pole, 16 - 18 AWG  
 4, 6 & 8 pole, 18 - 20 AWG  
 10 & 12 pole, 22 - 24 AWG

Termination: Crimp, solder and PCB

Insertion/Withdrawal Force:  
 No. poles: 2 & 3 4, 6, 8 10 & 12  
 Insertion Force (typ): 25N 28N 62N  
 Withdrawal Force (typ): 17N 22N 29N

Panel mount (PXP4013)  
 Front fixing nut: 1.0-1.1Nm (9lbf.in.)

Cable Retention force:  
 3.0mm dia 60N  
 4.0 to 7.0mm dia 80N

Panel thread PXP4013: 18.97x26TPI Whitworth form to BS84 med fit

**Dimensions:**

Overall dimensions of connectors when mated together

Flex + Flex In-Line 80mm  
 Dia. over coupling ring 19.7mm

<b>PXP40 xx</b>	<b>XX</b>	<b>X</b>	<b>XXXX</b>
<p><b>Body Styles</b></p> <p><b>PXP4010</b> = Flex body  <b>PXP4011</b> = Flex in-line body  <b>PXP4013</b> = Rear panel/PCB mounting body</p>	<p><b>Number Contacts</b></p> <p>02 = 2 pole                      03 = 3 pole                      04 = 4 pole                      06 = 6 pole                      08 = 8 pole                      10 = 10 pole                      12 = 12 pole</p>	<p><b>Contact Type</b></p> <p><b>P</b> = Pin,  <b>S</b> = Socket</p>	<p><b>For PXP4010 and PXP4011 cable connectors</b>  <b>- Cable Entry Size:</b></p> <p>3035 = 3.0 - 3.5mm (Light Grey)                      3540 = 3.5 - 4.0mm (Grey)                      4045 = 4.0 - 4.5mm (Green)                      4550 = 4.5 - 5.0mm (Red)</p> <p>5055 = 5.0 - 5.5mm (Yellow)                      5560 = 5.5 - 6.0mm (Blue)                      6065 = 6.0 - 6.5mm (White)                      6570 = 6.5 - 7.0mm (Black)</p> <p>Cable gland and collet supplied in colour coded pairs.</p> <p>For PXP4013 PCB/Rear Panel Mount:                      PC = Pre-loaded PC pins                      Blank = no pins supplied</p>
<p><b>Examples:</b></p> <p><b>PXP4010/03S/4045</b> = Flex cable connector, 3 socket contacts with gland and collet for cables between 4.0 and 4.5mm diameter (supplied less contacts).  <b>PXP4013/08P</b> = Rear panel mounting connector, for 8 pin contacts (supplied less contacts).  <b>PXP4013/03P/PC</b> = Rear panel/PCB connector, 3 pin contacts, PCB mounting (supplied with contacts loaded).</p>			



Компания «ЭлектроПласт» предлагает заключение долгосрочных отношений при поставках импортных электронных компонентов на взаимовыгодных условиях!

Наши преимущества:

- Оперативные поставки широкого спектра электронных компонентов отечественного и импортного производства напрямую от производителей и с крупнейших мировых складов;
- Поставка более 17-ти миллионов наименований электронных компонентов;
- Поставка сложных, дефицитных, либо снятых с производства позиций;
- Оперативные сроки поставки под заказ (от 5 рабочих дней);
- Экспресс доставка в любую точку России;
- Техническая поддержка проекта, помощь в подборе аналогов, поставка прототипов;
- Система менеджмента качества сертифицирована по Международному стандарту ISO 9001;
- Лицензия ФСБ на осуществление работ с использованием сведений, составляющих государственную тайну;
- Поставка специализированных компонентов (Xilinx, Altera, Analog Devices, Intersil, Interpoint, Microsemi, Aeroflex, Peregrine, Syfer, Eurofarad, Texas Instrument, Miteq, Cobham, E2V, MA-COM, Hittite, Mini-Circuits, General Dynamics и др.);

Помимо этого, одним из направлений компании «ЭлектроПласт» является направление «Источники питания». Мы предлагаем Вам помощь Конструкторского отдела:

- Подбор оптимального решения, техническое обоснование при выборе компонента;
- Подбор аналогов;
- Консультации по применению компонента;
- Поставка образцов и прототипов;
- Техническая поддержка проекта;
- Защита от снятия компонента с производства.



#### Как с нами связаться

**Телефон:** 8 (812) 309 58 32 (многоканальный)

**Факс:** 8 (812) 320-02-42

**Электронная почта:** [org@eplast1.ru](mailto:org@eplast1.ru)

**Адрес:** 198099, г. Санкт-Петербург, ул. Калинина, дом 2, корпус 4, литера А.