

DIAZED (BOTTLE)

Diazed Fuses, commonly called "Bottle" Fuses, are available in five sizes, ND to 35 Amps, DII to 35 Amps, DIII to 100 Amps, DIV to 100 Amps and DV to 200 Amps. Fuse accessories are sized to match. Each size fuse body has a different diameter to fit only into the appropriate Screw Cap and Fuse Base. (See illustration pg 10.)

Also, the fuse tips have different diameters, depending on their current rating. The diameter of the tip matches the diameter of the hole in the Adapter Screw to insure that no fuse with a higher rating than intended for the circuit can be installed. This prevents damage to the circuit or equipment the fuse protects. Additionally, fuses and Adapter Screws are color coded to avoid mismatching; for example: 10 Amp Diazed fuses have red pop-out indicators on their head, matching the red ring of the 10 Amp Adapter Screw.

When a Diazed fuse has blown, the color coded indicator on the head of the fuse will pop out, giving visible indication through a glass window in the Screw Cap.

The Fuse is held in place by the Screw Cap, which is screwed into the Fuse Base. Diazed Fuse Bases are available in one and three pole designs. Fuse Bases can be panel mounted or snapped onto a standard 35mm DIN rail.

Operating Classes

gL/gG - Slow Blow

Protect cable, equipment, and conductors from damage due to overloads and short circuits.

Typical Markings: "T", Trage, gL/gG, Vollschutz,



- Fast Blow

Fast Blow fuses are typically used to protect equipment.

Typical Markings: "F", Flink, (the absence of the snail symbol)

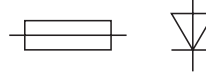
gR - Semiconductor Protection

Typically used for protecting semiconductors like diodes, SCRs, etc. Current limiting.

Typical Markings: Ultra Rapid™, Ultra Quick™, Silized™, Recticur™, gR,



Mostly red, orange, or blue imprint.



ND-E 16

Ordering Information

Slow Blow - Operating Class gL/gG (VDE 0636 / IEC 269) Cable, Equipment, and Line Protection, up to 500V AC (660V and 750V available)

| Current/Voltage | Cat. No. | Color Code | Std. Pk. |
|-----------------|-----------|------------|----------|
| 2/500V AC | 2D16SB | Pink | 25 |
| 4/500V AC | 4D16SB | Brown | 25 |
| 6/500V AC | 6D16SB | Green | 25 |
| 10/500V AC | 10D16SB | Red | 25 |
| 16/500V AC | 16D16SB | Gray | 25 |
| 20/500V AC | 20D16SB | Blue | 25 |
| 25/500V AC | 25D16SB | Yellow | 25 |
| 30/500V AC | 30D16SB * | Silver | 25 |
| 35/500V AC | 35D16SB * | Black | 25 |

Fast Blow (CEE-16) - old standard for Equipment Protection, up to 500V AC (750V available)

| | | | |
|------------|-----------|--------|----|
| 2/500V AC | 2D16FB | Pink | 25 |
| 4/500V AC | 4D16FB | Brown | 25 |
| 6/500V AC | 6D16FB | Green | 25 |
| 10/500V AC | 10D16FB | Red | 25 |
| 16/500V AC | 16D16FB | Gray | 25 |
| 20/500V AC | 20D16FB | Blue | 25 |
| 25/500V AC | 25D16FB | Yellow | 25 |
| 30/500V AC | 30D16FB * | Silver | 25 |
| 35/500V AC | 35D16FB * | Black | 25 |

Semiconductor Protection - Operating Class gR (VDE 0636 / IEC 269) Semiconductor Protection, up to 500V AC, 440V DC

| | | | |
|------------|---------|--------|----|
| 2/500V AC | 2D16SC | Pink | 25 |
| 4/500V AC | 4D16SC | Brown | 25 |
| 6/500V AC | 6D16SC | Green | 25 |
| 10/500V AC | 10D16SC | Red | 25 |
| 16/500V AC | 16D16SC | Gray | 25 |
| 20/500V AC | 20D16SC | Blue | 25 |
| 25/500V AC | 25D16SC | Yellow | 25 |
| 30/500V AC | 30D16SC | Black | 25 |

Screw Cap (pgs 10-11)**

D16C 1

Adapter Screw (pgs 10-11)**
(Install only with Adapter Screw Tool)

Not Available

Adapter Screw Tool (pgs 10-11)**
(for inserting or removing all Adapter Screws)

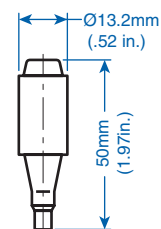
Not Available

Fuse Base, Single Pole (pgs 10-11)**
Fuse Base, Three Pole (pgs 10-11)**

D16B 1
D16B3 1

Fuse Base Cover, Single Pole (pgs 10-11)**
Fuse Base Cover, Three Pole (pgs 10-11)**

D16BC 1
D16BC3 1



* Not standard rating.

** Refer to page indicated for additional selection and ordering information.

Dimensions to DIN 49360



DII-E 27



DIII-E 33



DIV- R 1.25

| Current/ Voltage | Cat. No. | Color Code | Std. Pk. |
|---------------------|-----------------|---------------|----------|
| 2/500V AC | 2D27SB | Pink | 5 |
| 4/500V AC | 4D27SB | Brown | 5 |
| 6/500V AC | 6D27SB | Green | 5 |
| 10/500V AC | 10D27SB | Red | 5 |
| 16/500V AC | 16D27SB | Gray | 5 |
| 20/500V AC | 20D27SB | Blue | 5 |
| 25/500V AC | 25D27SB | Yellow | 5 |
| 30/500V AC | 30D27SB* | Silver | 5 |
| 35/500V AC | 35D27SB* | Black | 5 |

| | | | |
|------------|-----------------|--------|---|
| 2/500V AC | 2D27FB | Pink | 5 |
| 4/500V AC | 4D27FB | Brown | 5 |
| 6/500V AC | 6D27FB | Green | 5 |
| 10/500V AC | 10D27FB | Red | 5 |
| 16/500V AC | 16D27FB | Grey | 5 |
| 20/500V AC | 20D27FB | Blue | 5 |
| 25/500V AC | 25D27FB | Yellow | 5 |
| 30/500V AC | 30D27FB* | Silver | 5 |
| 35/500V AC | 35D27FB* | Black | 5 |

| | | | |
|------------|----------------|--------|---|
| 2/500V AC | 2D27SC | Pink | 5 |
| 4/500V AC | 4D27SC | Brown | 5 |
| 6/500V AC | 6D27SC | Green | 5 |
| 10/500V AC | 10D27SC | Red | 5 |
| 16/500V AC | 16D27SC | Grey | 5 |
| 20/500V AC | 20D27SC | Blue | 5 |
| 25/500V AC | 25D27SC | Yellow | 5 |
| 30/500V AC | 30D27SC | Black | 5 |

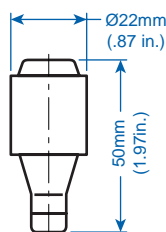
D27C 1

Refer to pgs 10-11

DAT 1

D27B 1
D27B3 1

D27BC 1
D27BC3 1



Dimensions to DIN 49515

| Current/ Voltage | Cat. No. | Color Code | Std. Pk. |
|---------------------|------------------|---------------|----------|
| 35/500V AC | 35D33SB | Black | 5 |
| 40/500V AC | 40D33SB* | Black | 5 |
| 50/500V AC | 50D33SB | White | 5 |
| 63/500V AC | 63D33SB | Copper | 5 |
| 80/500V AC | 80D33SB* | Silver | 5 |
| 100/500V AC | 100D33SB* | Silver | 5 |

| | | | |
|-------------|------------------|--------|---|
| 35/500V AC | 35D33FB | Black | 5 |
| 40/500V AC | 40D33FB* | Black | 5 |
| 50/500V AC | 50D33FB | White | 5 |
| 63/500V AC | 63D33FB | Copper | 5 |
| 80/500V AC | 80D33FB* | Silver | 5 |
| 100/500V AC | 100D33FB* | Silver | 5 |

| | | | |
|------------|----------------|--------|---|
| 35/500V AC | 35D33SC | Black | 5 |
| 50/500V AC | 50D33SC | White | 5 |
| 63/500V AC | 63D33SC | Copper | 5 |

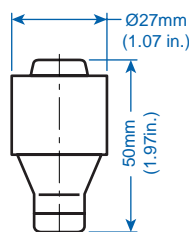
D33C 1

Refer to pgs 10-11

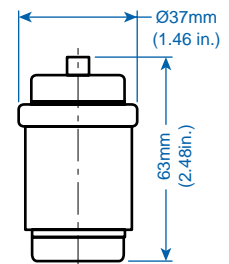
DAT 1

D33B 1
D33B3 1

D33BC 1
D33BC3 1



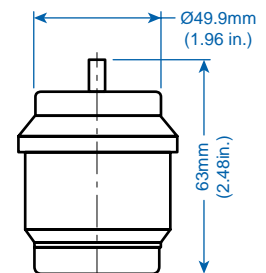
Dimensions to DIN 49515



For DIV fuses, please consult Altech.



DV- R 2



For DV fuses, please consult Altech.



Компания «ЭлектроПласт» предлагает заключение долгосрочных отношений при поставках импортных электронных компонентов на взаимовыгодных условиях!

Наши преимущества:

- Оперативные поставки широкого спектра электронных компонентов отечественного и импортного производства напрямую от производителей и с крупнейших мировых складов;
- Поставка более 17-ти миллионов наименований электронных компонентов;
- Поставка сложных, дефицитных, либо снятых с производства позиций;
- Оперативные сроки поставки под заказ (от 5 рабочих дней);
- Экспресс доставка в любую точку России;
- Техническая поддержка проекта, помощь в подборе аналогов, поставка прототипов;
- Система менеджмента качества сертифицирована по Международному стандарту ISO 9001;
- Лицензия ФСБ на осуществление работ с использованием сведений, составляющих государственную тайну;
- Поставка специализированных компонентов (Xilinx, Altera, Analog Devices, Intersil, Interpoint, Microsemi, Aeroflex, Peregrine, Syfer, Eurofarad, Texas Instrument, Miteq, Cobham, E2V, MA-COM, Hittite, Mini-Circuits, General Dynamics и др.);

Помимо этого, одним из направлений компании «ЭлектроПласт» является направление «Источники питания». Мы предлагаем Вам помощь Конструкторского отдела:

- Подбор оптимального решения, техническое обоснование при выборе компонента;
- Подбор аналогов;
- Консультации по применению компонента;
- Поставка образцов и прототипов;
- Техническая поддержка проекта;
- Защита от снятия компонента с производства.



Как с нами связаться

Телефон: 8 (812) 309 58 32 (многоканальный)

Факс: 8 (812) 320-02-42

Электронная почта: org@eplast1.ru

Адрес: 198099, г. Санкт-Петербург, ул. Калинина, дом 2, корпус 4, литера А.