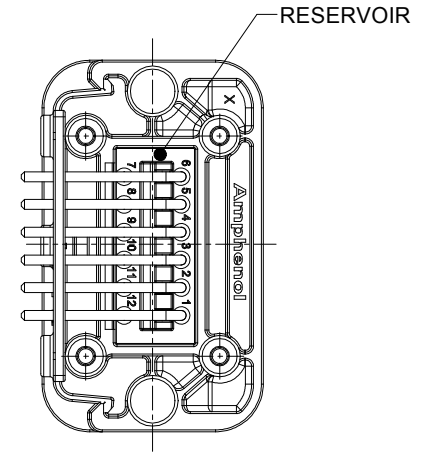
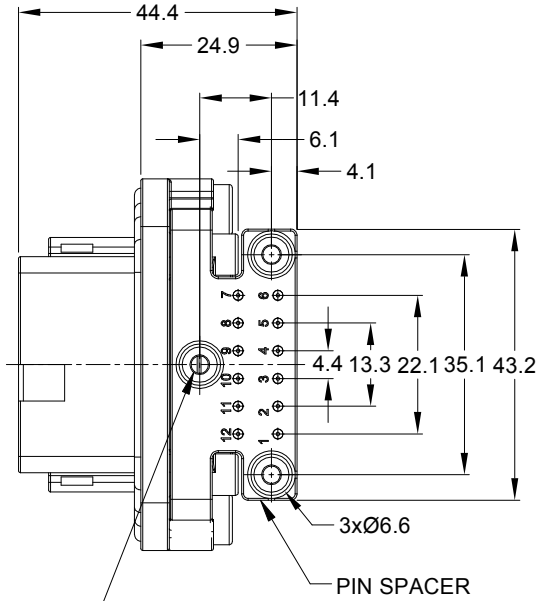
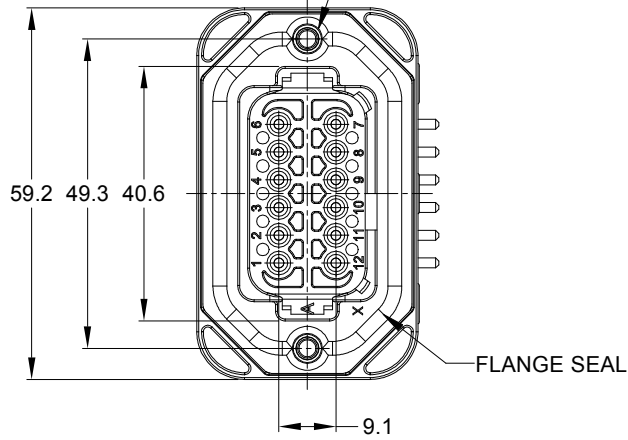


REVISIONS					
REV	ECO	DESCRIPTION	DATE	BY	APPR
A1	-	RELEASE NEW DRAWING	14/DEC/18	BROOK	TOMMY

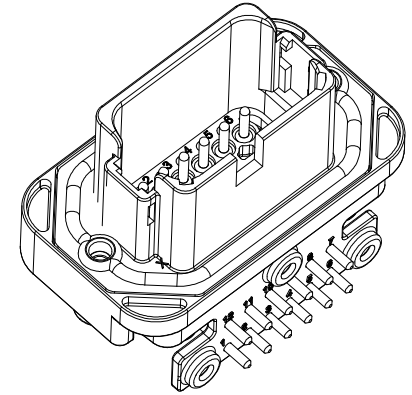
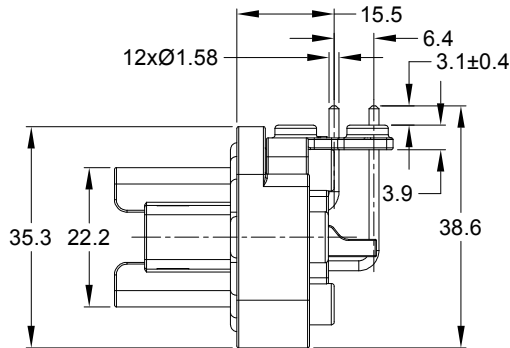
2xØ3.10±0.12x11.18 DP  
 RECOMMENDED SCREW: 6-19 [M3.63 x 1.34]  
 THREAD-FORMING SCREW,  
 TORQUE: 11-15 IN-LB [1.24-1.70 NM]



3xØ2.79±0.12  
 RECOMMENDED SCREW: 4-20 [M3.12 x 1.27]  
 THREAD-FORMING SCREW,  
 TORQUE: 6-10 IN-LB [0.68-1.13 NM]

NOTES: UNLESS OTHERWISE SPECIFIED

- MATERIAL:**  
 HOUSING: THERMOPLASTIC  
 SEAL: SILICONE RUBBER  
 CONTACT: COPPER ALLOY
- MODIFICATIONS:** FLANGE, PCB MOUNT, RIGHT ANGLE
- SPECIFICATIONS:**
  - CURRENT RATING: 13 AMPS
  - OPERATING TEMPERATURE: -55°C TO +125°C
  - DIELECTRIC WITHSTANDING VOLTAGE: LESS THAN 2 MILLIAMPS CURRENT LEAKAGE @ 1500 VOLTS AC.
  - INSULATION RESISTANCE: 1000 MEGOHMS MIN @ 25°C.
  - MOISTURE RESISTANCE: IP67 ( MATED CONDITION )
  - MATING CYCLE DURABILITY: 100 CYCLES
  - RoHS COMPLIANT
- MATING PART:** AT06-12S\* PLUG  
 (\* = MODIFICATIONS)
- ALL DIMENSIONS ARE FOR REFERENCE USE ONLY.**

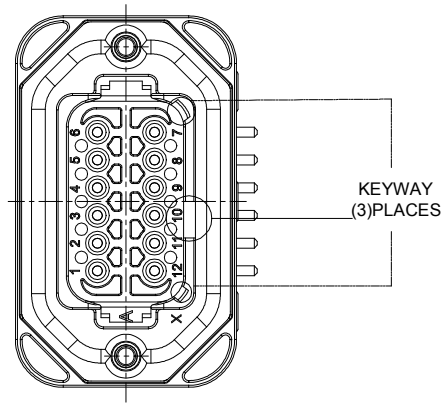


AT13-12PX-BM1X		DESCRIPTION		ITEM
PART NUMBER		DESCRIPTION		ITEM
QUANTITY		<b>MATERIALS LIST</b>		
<b>UNLESS OTHERWISE SPECIFIED</b> 1) All dimensions are in metric (mm). 2) Tolerances are as follows: 1 PL DEC ±0.30 Fractions ±1/64 2 PL DEC ±0.15 Angles ±1° 3 PL DEC ±0.08 3) Note reference =		<b>SIGNATURES</b> DRAWN: BROOK DING 14/DEC/18 CHECKED: ORION LI 14/DEC/18 ENGINEER: APPROVAL: TOMMY XIE 14/DEC/18 CUSTOMER:		<b>Amphenol</b> Sine Systems - www.amphenol-sine.com 44724 Morley Drive Clinton Township, MI 48036
MATERIAL SPECIFICATIONS:  PROCESS SPECIFICATIONS:  NEXT ASSY:		THIS DRAWING IS SUPPLIED FOR INFORMATION ONLY. DESIGN FEATURES, SPECIFICATIONS AND PERFORMANCE DATA SHOWN HEREON ARE THE PROPERTY OF THE AMPHENOL CORPORATION. NO RIGHTS OF REPRODUCTION ARE IMPLIED. ALL DIMENSIONS ARE SUBJECT TO NORMAL MANUFACTURING VARIATIONS.		
SIZE: B TYPE: C- SCALE: NONE		DWG NO: AT13-12PX-BM1X REVISION: A1		SHEET 1 OF 3

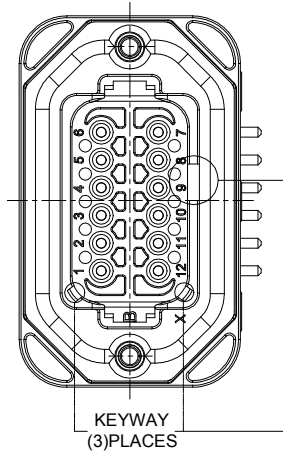
TITLE: PCB MOUNT RECEPTACLE, 12PIN, RA FLANGE, AT SERIES  
 DWG NO: AT13-12PX-BM1X  
 REV: A1  
 SH: 1  
 OF: 3

REVISIONS					
REV	ECO	DESCRIPTION	DATE	BY	APPR
A1	-	RELEASE NEW DRAWING	14/DEC/18	BROOK	TOMMY

P/N AT13-12PA-BM1X  
KEY-A CONFIGURATION  
STANDARD COLOR: GREY



P/N AT13-12PB-BM1X  
KEY-B CONFIGURATION  
STANDARD COLOR: BLACK



AT13-12PA-BMXX VARIANTS		
CONTACT PLATING	POTTING OR NOT IN RESERVOIR	PART NUMBER
TIN	NO POTTING	AT13-12PA-BM16
TIN	POTTING	AT13-12PA-BM17
GOLD	NO POTTING	AT13-12PA-BM18
GOLD	POTTING	AT13-12PA-BM19

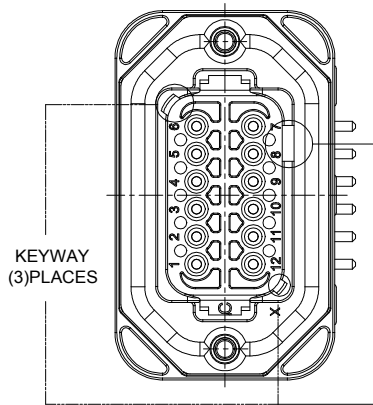
AT13-12PB-BMXX VARIANTS		
CONTACT PLATING	POTTING OR NOT IN RESERVOIR	PART NUMBER
TIN	NO POTTING	AT13-12PB-BM16
TIN	POTTING	AT13-12PB-BM17
GOLD	NO POTTING	AT13-12PB-BM18
GOLD	POTTING	AT13-12PB-BM19

AT13-12PX-BM1X		DESCRIPTION		ITEM
QUANTITY	PART NUMBER	MATERIALS LIST		
UNLESS OTHERWISE SPECIFIED		SIGNATURES		DATE
1) All dimensions are in metric (mm).		DRAWN: BROOK DING		14/DEC/18
2) Tolerances are as follows:		CHECKED: ORION LI		14/DEC/18
1 PL DEC ±0.30 Fractions ±1/64		ENGINEER:		
2 PL DEC ±0.15 Angles ±1°		APPROVAL: TOMMY XIE		14/DEC/18
3) Note reference =		CUSTOMER:		
MATERIAL SPECIFICATIONS:		THIS DRAWING IS SUPPLIED FOR INFORMATION ONLY. DESIGN FEATURES, SPECIFICATIONS AND PERFORMANCE DATA SHOWN HEREON ARE THE PROPERTY OF THE AMPHENOL CORPORATION. NO RIGHTS OF REPRODUCTION ARE IMPLIED. ALL DIMENSIONS ARE SUBJECT TO NORMAL MANUFACTURING VARIATIONS.		
PROCESS SPECIFICATIONS:		PCB MOUNT RECEPTACLE, 12PIN RA FLANGE, AT SERIES		
NEXT ASSY:		SIZE	TYPE	DWG NO.
		B	C-	AT13-12PX-BM1X
		SCALE	NONE	REVISION
				A1
		SHEET 2 OF 3		

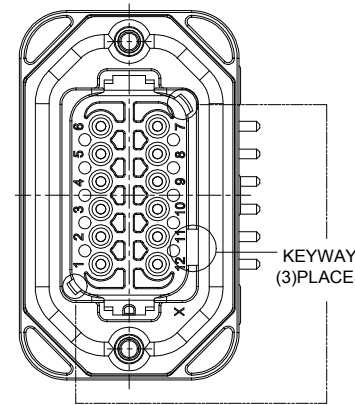
TITLE: PCB MOUNT RECEPTACLE, 12PIN, RA FLANGE, AT SERIES  
DWG NO.: AT13-12PX-BM1X  
REV: A1  
SH: 2  
OF: 3

REVISIONS					
REV	ECO	DESCRIPTION	DATE	BY	APPR
A1	-	RELEASE NEW DRAWING	14/DEC/18	BROOK	TOMMY

P/N AT13-12PC-BM1X  
KEY-C CONFIGURATION  
STANDARD COLOR: GREEN

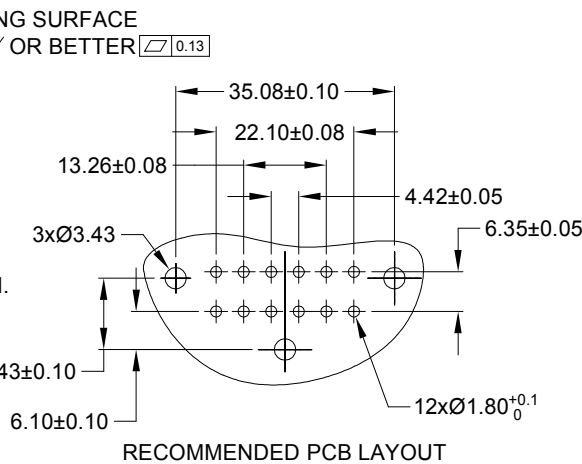
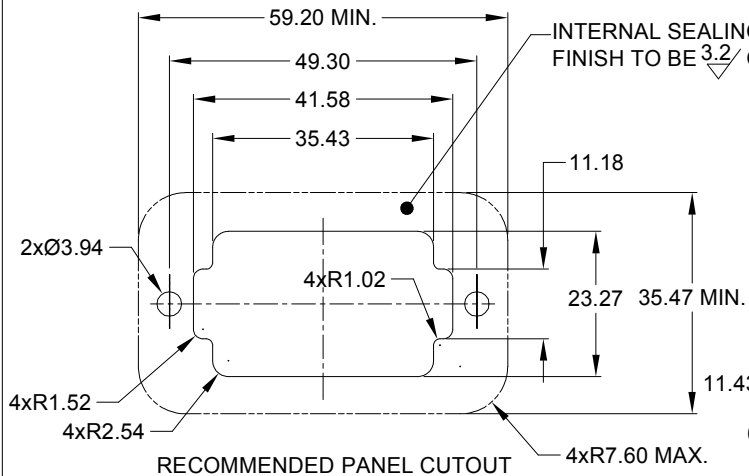


P/N AT13-12PD-BM1X  
KEY-D CONFIGURATION  
STANDARD COLOR: BROWN



AT13-12PC-BMXX VARIANTS		
CONTACT PLATING	POTTING OR NOT IN RESERVOIR	PART NUMBER
TIN	NO POTTING	AT13-12PC-BM16
TIN	POTTING	AT13-12PC-BM17
GOLD	NO POTTING	AT13-12PC-BM18
GOLD	POTTING	AT13-12PC-BM19

AT13-12PD-BMXX VARIANTS		
CONTACT PLATING	POTTING OR NOT IN RESERVOIR	PART NUMBER
TIN	NO POTTING	AT13-12PD-BM16
TIN	POTTING	AT13-12PD-BM17
GOLD	NO POTTING	AT13-12PD-BM18
GOLD	POTTING	AT13-12PD-BM19



AT13-12PX-BM1X		DESCRIPTION		ITEM
QUANTITY	PART NUMBER	MATERIALS LIST		
UNLESS OTHERWISE SPECIFIED		SIGNATURES		DATE
1) All dimensions are in metric (mm).		DRAWN: BROOKING	14/DEC/18	
2) Tolerances are as follows:		CHECKED: ORIONLI	14/DEC/18	
1 PL DEC ±0.30		ENGINEER:		
2 PL DEC ±0.15		APPROVAL: TOMMY XIE	14/DEC/18	
3 PL DEC ±0.08		CUSTOMER:		
3) Note reference = $\Delta$		THIS DRAWING IS SUPPLIED FOR INFORMATION ONLY. DESIGN FEATURES, SPECIFICATIONS AND PERFORMANCE DATA SHOWN HEREON ARE THE PROPERTY OF THE AMPHENOL CORPORATION. NO RIGHTS OF REPRODUCTION ARE IMPLIED. ALL DIMENSIONS ARE SUBJECT TO NORMAL MANUFACTURING VARIATIONS.		
MATERIAL SPECIFICATIONS:		SINE SYSTEMS - www.amphenol-sine.com 44724 Morley Drive Clinton Township, MI 48036		
PROCESS SPECIFICATIONS:		PCB MOUNT RECEPTACLE, 12PIN RA FLANGE, AT SERIES		
NEXT ASSY:		SIZE	TYPE	DWG NO.
		B	C-	AT13-12PX-BM1X
		SCALE: NONE		REVISION
				A1
		SHEET 3 OF 3		

TITLE: PCB MOUNT RECEPTACLE, 12PIN RA FLANGE AT SERIES

DWG NO: AT13-12PX-BM1X

REV: A1

SH: 3

OF: 3



Компания «ЭлектроПласт» предлагает заключение долгосрочных отношений при поставках импортных электронных компонентов на взаимовыгодных условиях!

Наши преимущества:

- Оперативные поставки широкого спектра электронных компонентов отечественного и импортного производства напрямую от производителей и с крупнейших мировых складов;
- Поставка более 17-ти миллионов наименований электронных компонентов;
- Поставка сложных, дефицитных, либо снятых с производства позиций;
- Оперативные сроки поставки под заказ (от 5 рабочих дней);
- Экспресс доставка в любую точку России;
- Техническая поддержка проекта, помощь в подборе аналогов, поставка прототипов;
- Система менеджмента качества сертифицирована по Международному стандарту ISO 9001;
- Лицензия ФСБ на осуществление работ с использованием сведений, составляющих государственную тайну;
- Поставка специализированных компонентов (Xilinx, Altera, Analog Devices, Intersil, Interpoint, Microsemi, Aeroflex, Peregrine, Syfer, Eurofarad, Texas Instrument, Miteq, Cobham, E2V, MA-COM, Hittite, Mini-Circuits, General Dynamics и др.);

Помимо этого, одним из направлений компании «ЭлектроПласт» является направление «Источники питания». Мы предлагаем Вам помощь Конструкторского отдела:

- Подбор оптимального решения, техническое обоснование при выборе компонента;
- Подбор аналогов;
- Консультации по применению компонента;
- Поставка образцов и прототипов;
- Техническая поддержка проекта;
- Защита от снятия компонента с производства.



#### Как с нами связаться

**Телефон:** 8 (812) 309 58 32 (многоканальный)

**Факс:** 8 (812) 320-02-42

**Электронная почта:** [org@eplast1.ru](mailto:org@eplast1.ru)

**Адрес:** 198099, г. Санкт-Петербург, ул. Калинина, дом 2, корпус 4, литера А.