



## Main

Range of product	OsiSense XX
Sensor type	Ultrasonic sensor
Series name	General purpose
Sensor name	XX7
Sensor design	Flat form 33 x 19 x 7.6
Detection system	Diffuse
[Sn] nominal sensing distance	0.33 ft (0.1 m) fixed
Material	Plastic
Type of output signal	Discrete
Discrete output function	1 NO
Wiring technique	3-wire
Discrete output type	NPN
[Us] rated supply voltage	12...24 V DC with reverse polarity protection
Electrical connection	Remote male connector M12 4 pins, 0.49 ft (0.15 m) cable length
[Sd] sensing range	0.02...0.33 ft (0.0064...0.102 m)
Beam angle	14 °
IP degree of protection	IP67 conforming to IEC 60529

## Complementary

Enclosure material	ULTEM
Front material	Epoxy
Supply voltage limits	10...28 V DC
[Sa] assured operating distance	0.02...0.33 ft (0.0064...0.102 m)
Maximum differential travel	0.03 in (0.7 mm)
Blind zone	0...0.25 in (0...6.4 mm)
Transmission frequency	500 kHz
Repeat accuracy	0.7 %
Minimum size of detected object	Cylinder diameter 2.5 mm Flat bar 1 mm wide
Status LED	1 LED (green) supply on 1 LED (yellow) output state
Current consumption	25 mA
Maximum switching current	100 mA
Voltage drop	< 1 V
Switching frequency	<= 100 Hz
Delay first up	20 ms
Delay response	4 ms
Delay recovery	4 ms
Marking	CE
Height	0.75 in (19 mm)
Width	0.31 in (8 mm)
Depth	1.3 in (33 mm)
Product weight	0.09 lb(US) (0.04 kg)

## Environment

standards	IEC 60947-5-2
product certifications	UL

The information provided in this documentation contains general descriptions and/or technical characteristics of the products contained herein. This documentation is not intended as a substitute for and is not to be used for determining suitability or reliability of these products for specific user applications. It is the duty of any such user or integrator to perform the appropriate and complete risk analysis, evaluation and testing of the products with respect to the relevant specific application or use thereof. Neither Schneider Electric Industries SAS nor any of its affiliates or subsidiaries shall be responsible or liable for misuse of the information contained herein.

ambient air temperature for operation	-4...149 °F (-20...65 °C)
ambient air temperature for storage	-40...176 °F (-40...80 °C)
vibration resistance	+/-1 mm conforming to IEC 60068-2-6 10...55 Hz
shock resistance	30 gn in all 3 axes 11 ms conforming to IEC 60068-2-27
resistance to electrostatic discharge	8 kV level 4 conforming to IEC 61000-4-2
resistance to electromagnetic fields	9.14 V/yd (10 V/m) level 3 conforming to IEC 61000-4-3
resistance to fast transients	1 kV level 3 conforming to IEC 61000-4-4

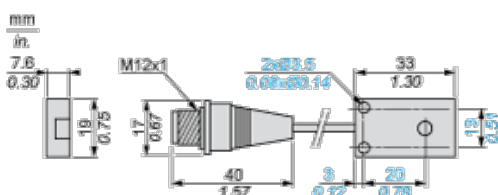
## Offer Sustainability

Not Green Premium product	Not Green Premium product
Compliant - since 1140 - Schneider Electric declaration of conformity	Compliant - since 1140 - Schneider Electric declaration of conformity
Reference contains SVHC above the threshold - go to CaP for more details	Reference contains SVHC above the threshold
Available	Available
WARNING: This product can expose you to chemicals including:	WARNING: This product can expose you to chemicals including:
Diisononyl phthalate (DINP), which is known to the State of California to cause cancer, and	Diisononyl phthalate (DINP), which is known to the State of California to cause cancer, and
Di-isodecyl phthalate (DIDP), which is known to the State of California to cause birth defects or other reproductive harm.	Di-isodecyl phthalate (DIDP), which is known to the State of California to cause birth defects or other reproductive harm.
For more information go to <a href="http://www.p65warnings.ca.gov">www.p65warnings.ca.gov</a>	For more information go to <a href="http://www.p65warnings.ca.gov">www.p65warnings.ca.gov</a>

## Contractual warranty

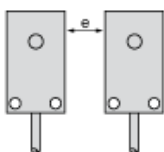
Warranty period	18 months
-----------------	-----------

## Dimensions



## Minimum Mounting Distances

### Side by side

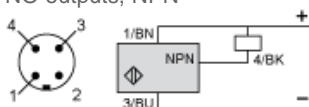


e : respect the distances indicated on the detection curves

## Wiring Diagram

### 3-Wire Type

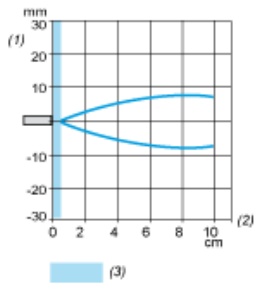
NO outputs, NPN



- (1) (+)
  - (3) (-)
  - (4) Output
- BN Brown

BU Blue  
BK Black

## Curves



- (1) Parallel movement
- (2) Distance
- (3) Blind zone for diffuse sensors.



Компания «ЭлектроПласт» предлагает заключение долгосрочных отношений при поставках импортных электронных компонентов на взаимовыгодных условиях!

Наши преимущества:

- Оперативные поставки широкого спектра электронных компонентов отечественного и импортного производства напрямую от производителей и с крупнейших мировых складов;
- Поставка более 17-ти миллионов наименований электронных компонентов;
- Поставка сложных, дефицитных, либо снятых с производства позиций;
- Оперативные сроки поставки под заказ (от 5 рабочих дней);
- Экспресс доставка в любую точку России;
- Техническая поддержка проекта, помощь в подборе аналогов, поставка прототипов;
- Система менеджмента качества сертифицирована по Международному стандарту ISO 9001;
- Лицензия ФСБ на осуществление работ с использованием сведений, составляющих государственную тайну;
- Поставка специализированных компонентов (Xilinx, Altera, Analog Devices, Intersil, Interpoint, Microsemi, Aeroflex, Peregrine, Syfer, Eurofarad, Texas Instrument, Miteq, Cobham, E2V, MA-COM, Hittite, Mini-Circuits, General Dynamics и др.);

Помимо этого, одним из направлений компании «ЭлектроПласт» является направление «Источники питания». Мы предлагаем Вам помощь Конструкторского отдела:

- Подбор оптимального решения, техническое обоснование при выборе компонента;
- Подбор аналогов;
- Консультации по применению компонента;
- Поставка образцов и прототипов;
- Техническая поддержка проекта;
- Защита от снятия компонента с производства.



#### Как с нами связаться

**Телефон:** 8 (812) 309 58 32 (многоканальный)

**Факс:** 8 (812) 320-02-42

**Электронная почта:** [org@eplast1.ru](mailto:org@eplast1.ru)

**Адрес:** 198099, г. Санкт-Петербург, ул. Калинина, дом 2, корпус 4, литера А.