

Telpower® DC Power Distribution Fuses

170 Volts DC, 1000-2000 Amps

TPB

Catalog Symbol: TPB
 DC Power Distribution Fuses
 Current-Limiting
 Ampere Rating: 1000 to 2000A
 Voltage Rating: 170Vdc
 Interrupting Rating: 100,000A
 Agency Information: **CE**
 UL Recognized, Guide JFHR2, File E91958



Catalog Number	Amp	Qty.	Weight*	
			Lbs.	Kg.
TPB-1000-E	1000	1	4.25	1.9
TPB-1000-M	1000	1	4.25	1.9
TPB-1200-E	1200	1	4.25	1.9
TPB-1200-M	1200	1	4.25	1.9
TPB-1600-E	1600	1	4.25	1.9
TPB-1600-M	1600	1	4.25	1.9
TPB-2000-E	2000	1	4.25	1.9
TPB-2000-M	2000	1	4.25	1.9

* Weight per carton.

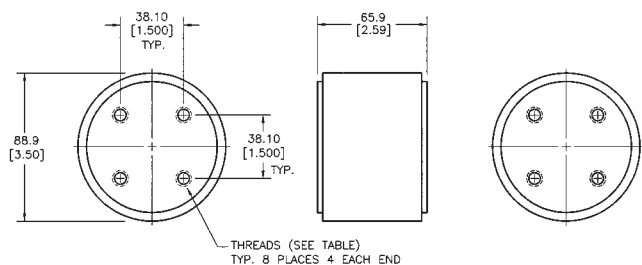


TABLE A

PART NUMBER	AMP RATING	THREADS	TIGHTENING TORQUE	
			*	**
TPB-1000-E	1000	ENGLISH 3/8-24 x .590 DEEP	29 lbf-ft	14.7 lbf-ft
TPB-1200-E	1200			
TPB-1600-E	1600			
TPB-2000-E	2000			
TPB-1000-M	1000	METRIC M10 x 15mm DEEP	40N-m	20N-m
TPB-1200-M	1200			
TPB-1600-M	1600			
TPB-2000-M	2000			

Bussmann recommends a calibrated torque wrench with a tolerance of max. ±4%.

*) Ungreased thread

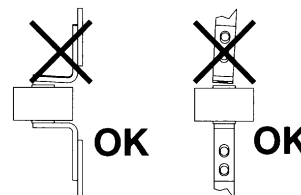
**) Thread greased with Rhodorsil Paste 4 (Rhone-Poulenc) etc.

General Information:

- Telpower® BLUE™ label fuses are specifically designed for dc power distribution systems.
- Minimum I²t short-circuit let-through levels.
- Current-limiting capability.
- Complete system coordination capability.

Mounting Alignment

TPB fuses are not meant as fixing isolators. Excessive push, pull and tensional forces due to misalignments between fuse and bus bars, which might occur like in the example shown below, should be avoided. If possible the fuse installation should be made starting with a fixed input busbar. The fuse should then be mounted to the input busbar, followed by the output busbar. Finally, the output busbar should be rigidly fixed within the system equipment.



Tightening torque and contact pressure

TPB fuses are electro-mechanical devices. Their function is very much dependent of the quality of the contact between the fuse and the connecting bus bars. A poor thermal connection can result in overheating of the fuse and reduced life-time. The number one rule is therefore to observe the right tightening torque when mounting the fuse. See Table A.

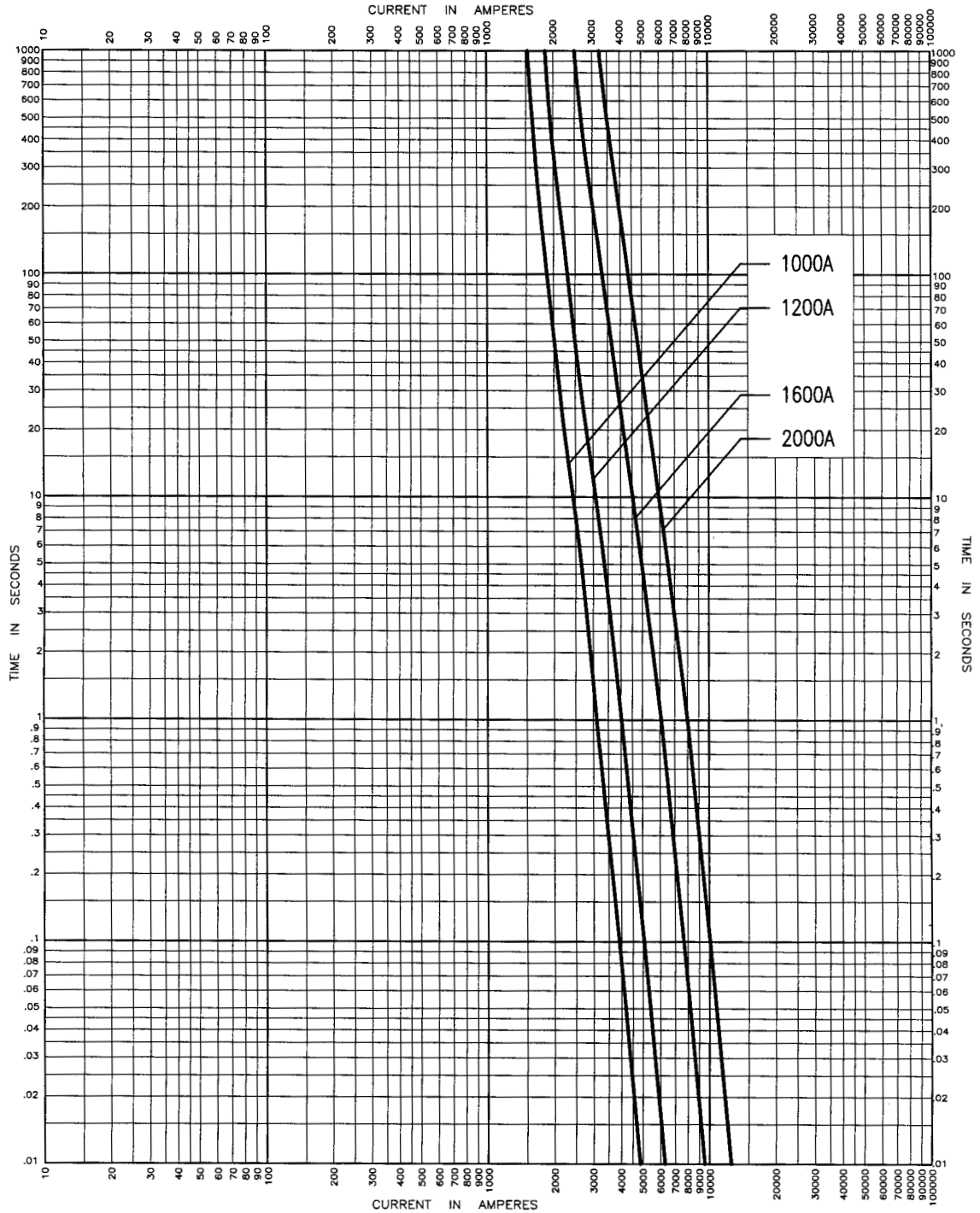
Fuses with flush end contacts

For all types of flush end fuses Bussmann recommends (screw in) studs. The studs must be tightened carefully applying a torque of 5-8Nm (3.7 -5.9 lbf-ft). As a general rule the tightening torque for the nuts relates to the dimension of the threaded hole in the fuse contact. See Table A for the recommended nut tightening torques.

The only controlled copy of this Data Sheet is the electronic read-only version located on the Bussmann Network Drive. All other copies of this document are by definition uncontrolled. This bulletin is intended to clearly present comprehensive product data and provide technical information that will help the end user with design applications. Bussmann reserves the right, without notice, to change design or construction of any products and to discontinue or limit distribution of any products. Bussmann also reserves the right to change or update, without notice, any technical information contained in this bulletin. Once a product has been selected, it should be tested by the user in all possible applications.

Telpower® DC Power Distribution Fuses
 170 Volts DC, 1000-2000 Amps

TPB



Time-Current Characteristic Curve—Average Melt



Компания «ЭлектроПласт» предлагает заключение долгосрочных отношений при поставках импортных электронных компонентов на взаимовыгодных условиях!

Наши преимущества:

- Оперативные поставки широкого спектра электронных компонентов отечественного и импортного производства напрямую от производителей и с крупнейших мировых складов;
- Поставка более 17-ти миллионов наименований электронных компонентов;
- Поставка сложных, дефицитных, либо снятых с производства позиций;
- Оперативные сроки поставки под заказ (от 5 рабочих дней);
- Экспресс доставка в любую точку России;
- Техническая поддержка проекта, помощь в подборе аналогов, поставка прототипов;
- Система менеджмента качества сертифицирована по Международному стандарту ISO 9001;
- Лицензия ФСБ на осуществление работ с использованием сведений, составляющих государственную тайну;
- Поставка специализированных компонентов (Xilinx, Altera, Analog Devices, Intersil, Interpoint, Microsemi, Aeroflex, Peregrine, Syfer, Eurofarad, Texas Instrument, Miteq, Cobham, E2V, MA-COM, Hittite, Mini-Circuits, General Dynamics и др.);

Помимо этого, одним из направлений компании «ЭлектроПласт» является направление «Источники питания». Мы предлагаем Вам помощь Конструкторского отдела:

- Подбор оптимального решения, техническое обоснование при выборе компонента;
- Подбор аналогов;
- Консультации по применению компонента;
- Поставка образцов и прототипов;
- Техническая поддержка проекта;
- Защита от снятия компонента с производства.



Как с нами связаться

Телефон: 8 (812) 309 58 32 (многоканальный)

Факс: 8 (812) 320-02-42

Электронная почта: org@eplast1.ru

Адрес: 198099, г. Санкт-Петербург, ул. Калинина, дом 2, корпус 4, литера А.