

# HALL EFFECT SINGLE AXIS PADDLE

**HPW**  
HALL EFFECT  
PADDLE

ONE MILLION CYCLE ROTATIONAL LIFE



Paddle Style



Lever Style

The HPW series is available with eight output options. The HPW series offers a self-centering single axis actuator that provides linear change in voltage output in either direction from center. Options include increasing or decreasing voltage output in either direction from center position to the full travel position in either direction, and single or dual outputs in either direction. The HPW series provides a one million cycle full forward to full back life and the electronics are sealed to IP68S, all the while offering outstanding EMI/RFI immunity.

## Features:

- Designed for grip, armrest & panel mounting
- Proven contactless analog output Hall effect technology
- 8 output options available
- Self-centering, single axis actuator
- 1,000,000 mechanical life
- Electronics watertight to IP68S
- 100V/M EMI/RFI immunity
- RoHS/WEEE/Reach compliant

Standard Characteristics/Ratings:				
<b>MECHANICAL:</b>				
<b>Mechanical Life:</b>	1,000,000 full forward to full back			
<b>Travel:</b>	Full travel angle each direction from center to 25° typical			
<b>Operating Force:</b>	4 oz typical @ 25°			
<b>Max Allowable Radial Load:</b>	30.0 lbs.			
<b>ELECTRICAL RATINGS: Vcc = 5V @ 25°C Load = 1mA (4.7KΩ)</b>				
Electrical	Units	Min	Typ	Max
Supply Voltage	VDC	4.5	5	5.5
Output Voltage Tolerance at Center (see graph for output values)	VDC @ 5V Vcc	-0.25	N/A	+0.25
Output Voltage Tolerance at Full Travel (see graph for output values)	VDC @ 5V Vcc	-0.25	N/A	+0.25
Supply Current Options A & D (B = 0, Vcc = 5V, Io = 0)	mA	N/A	8	10
Supply Current All Other Options (B = 0, Vcc = 5V, Io = 0)	mA	N/A	16	20
<b>ENVIRONMENTAL:</b>				
<b>Operating Temp Range:</b>	-40°C min to +85°C max			
<b>Humidity:</b>	96% RH, 70°C, 96 hours			
<b>Vibration:</b>	Per MIL-DTL-810F minimum integrity			
<b>Sand/Dust:</b>	Per SAE J1455			
<b>Seal Integrity:</b>	Electronics watertight per IP68S			
<b>EMI:</b>	Withstand per MIL-STD-461D/SAE J1113-22			
<b>RFI:</b>	Withstand 100 V/M, 14Hz to 1GHz			

## HPW PART NUMBER CODE

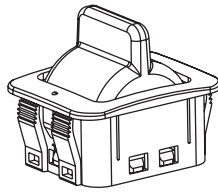
HPW	-	X	X	X	X	X	X
Button Style	Output 1*	Output 2**	Operating Force	Termination	Bezel Color	Button Color	
1. Paddle Style	A. 2.5 +/- 2.0VDC	NONE	1.4.0 oz	A. 22 AWG 18.3" Long, Stripped Ends	1. Red	1. Red	
2. Lever Style	B. 2.5 +/- 2.0VDC	2.5 +/- 2.0VDC		B. 0.025" SQ. Pins, Tin Plated	2. Black	2. Black	
	C. 2.5 +/- 2.0VDC	2.5 +/- 2.0VDC			3. Orange	3. Orange	
	D. 2.5 +/- 1.5VDC	NONE			4. Yellow	4. Yellow	
	E. 2.5 +/- 1.5VDC	2.5 +/- 1.5VDC			5. Green	5. Green	
	F. 2.5 +/- 1.5VDC	2.5 +/- 1.5VDC			6. Blue	6. Blue	
	G. 1.0 - 4.0VDC	1.0 - 4.0VDC			7. Violet	7. Violet	
	H. 0.5 - 4.5VDC	0.5 - 4.5VDC			8. Gray	8. Gray	
					9. White	9. White	

\* Outputs are from the center position to the full travel position in each direction. Options A–F provide increasing voltage in Direction 1 and decreasing voltage in Direction 2 from a single output. Options G and H provide increasing voltages in both directions from two separate outputs.

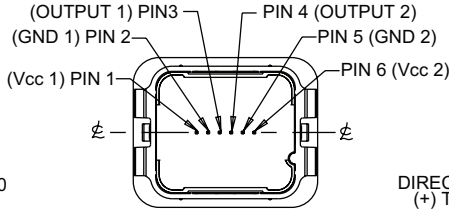
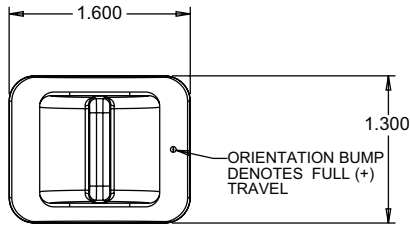
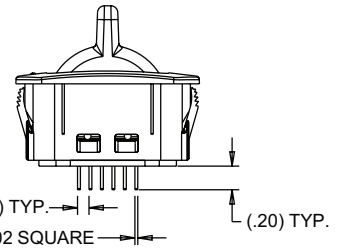
\*\* Options B and E provide redundant output 2 which duplicates output 1. Options C and F provide redundant output 2 which is inverse of output 1.

# HALL EFFECT SINGLE AXIS PADDLE

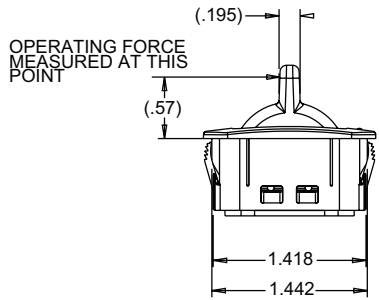
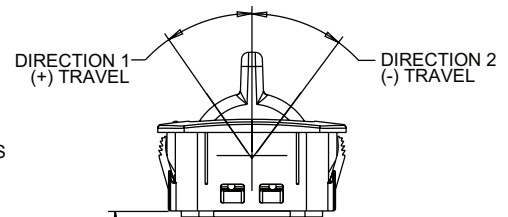
ONE MILLION CYCLE ROTATIONAL LIFE



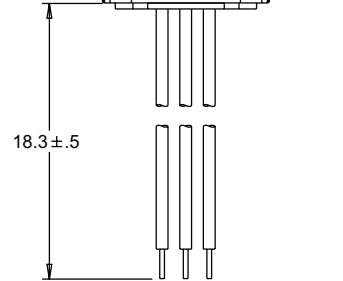
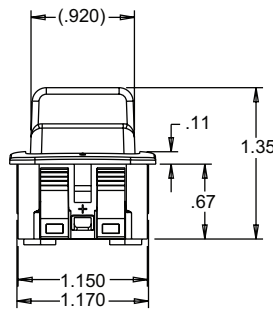
PADDLE STYLE



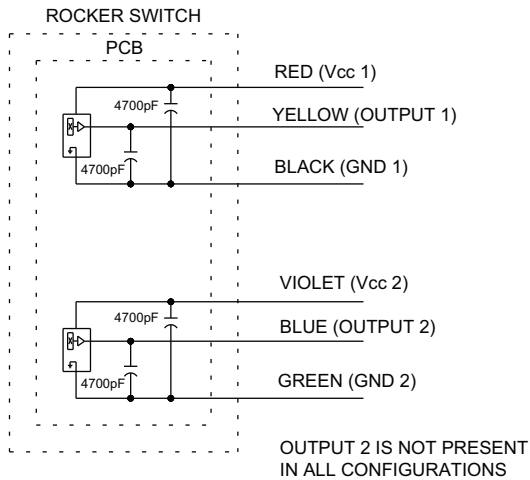
PINNED TERMINATION  
NOT ALL PINS ARE PRESENT  
IN ALL OUTPUT CONFIGURATIONS



OPERATING FORCE  
MEASURED AT THIS  
POINT

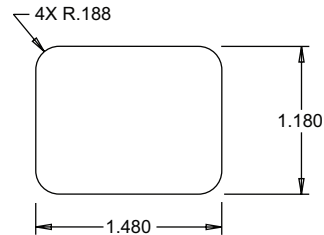


WIRED TERMINATION  
NOT ALL WIRES ARE PRESENT  
IN ALL OUTPUT CONFIGURATIONS



RECOMMENDED PANEL THICKNESS: 0.100 OPTIMUM THICKNESS  
(0.065 MIN. - 0.175 MAX.)

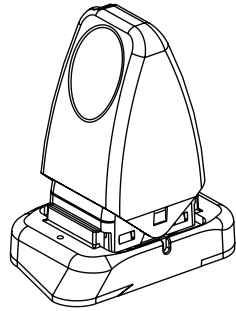
RECOMMENDED PANEL OPENING: 1.180 X 1.480 OPTIMUM  
(1.175/1.185 X 1.475/1.485)



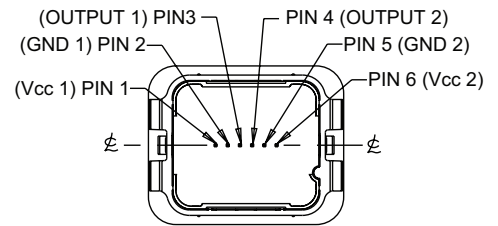
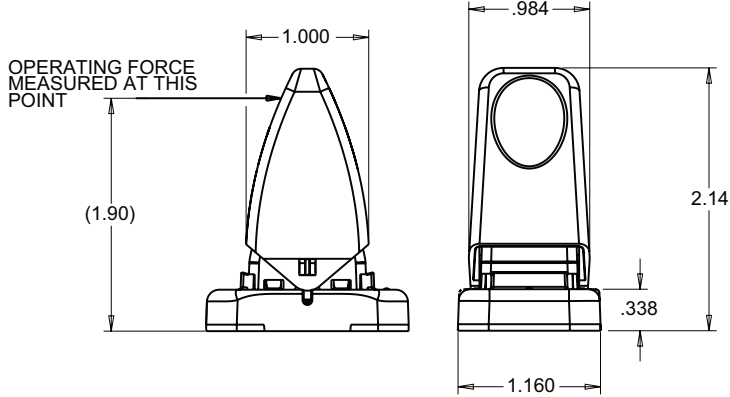
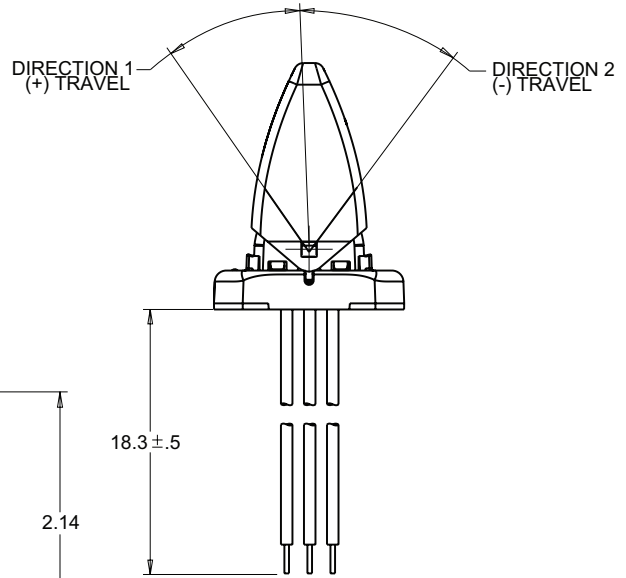
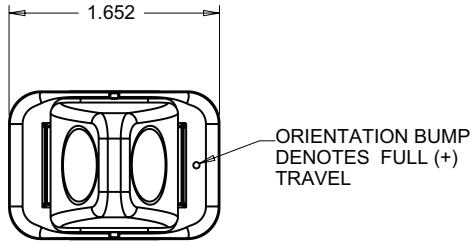
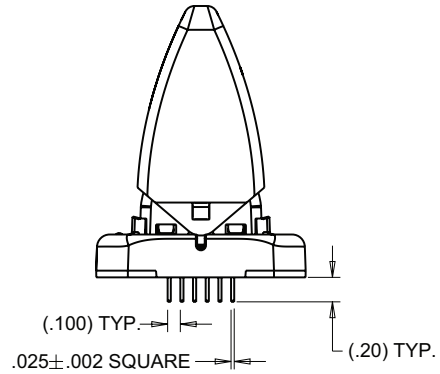
# HALL EFFECT SINGLE AXIS PADDLE

**HPW**  
HALL EFFECT  
PADDLE

ONE MILLION CYCLE ROTATIONAL LIFE

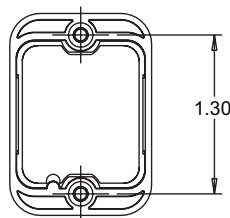
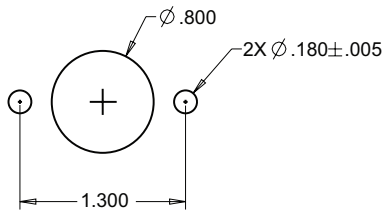


LEVER STYLE



RECOMMENDED PANEL THICKNESS: 0.130 OPTIMUM THICKNESS  
(0.125 MIN. - 0.135 MAX.)

RECOMMENDED PANEL OPENING:  $\varnothing$  0.800 OPTIMUM  
(0.750 MIN. - 0.850 MAX)

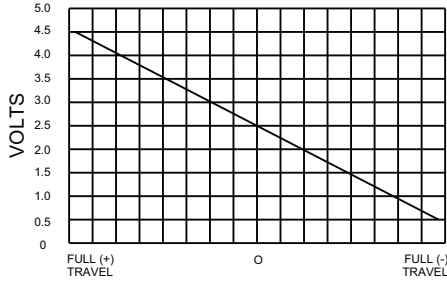


PINNED TERMINATION  
NOT ALL PINS ARE PRESENT  
IN ALL OUTPUT CONFIGURATIONS

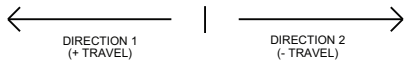
HALL EFFECT

ONE MILLION CYCLE ROTATIONAL LIFE

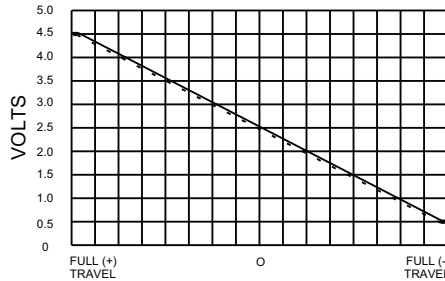
OPTION A



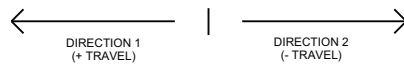
OUTPUT 1 ———  
OUTPUT 2 - - -



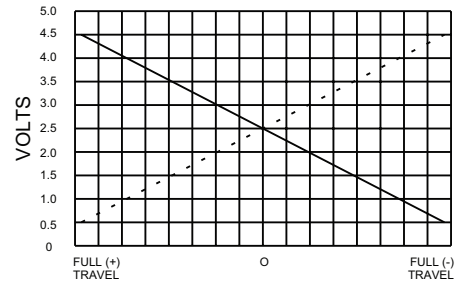
OPTION B



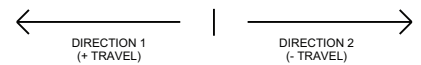
OUTPUT 1 ———  
OUTPUT 2 - - -



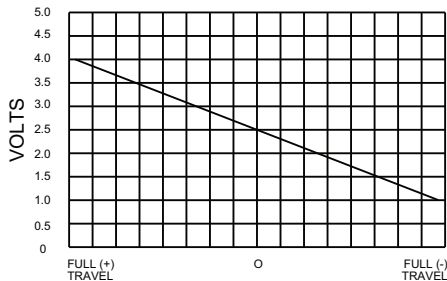
OPTION C



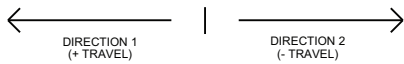
OUTPUT 1 ———  
OUTPUT 2 - - -



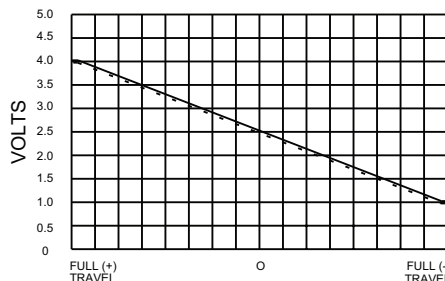
OPTION D



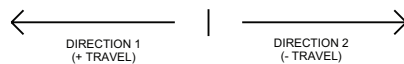
OUTPUT 1 ———  
OUTPUT 2 - - -



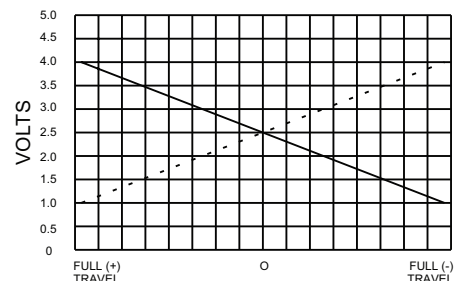
OPTION E



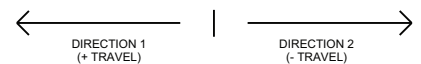
OUTPUT 1 ———  
OUTPUT 2 - - -



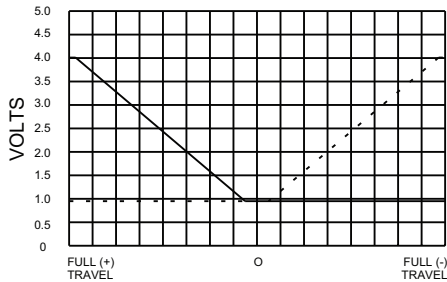
OPTION F



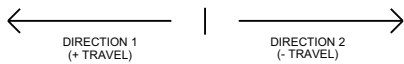
OUTPUT 1 ———  
OUTPUT 2 - - -



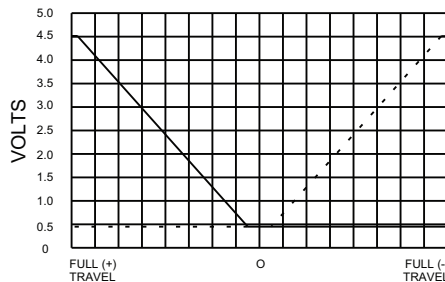
OPTION G



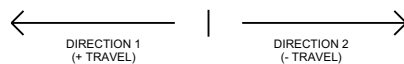
OUTPUT 1 ———  
OUTPUT 2 - - -



OPTION H



OUTPUT 1 ———  
OUTPUT 2 - - -





Компания «ЭлектроПласт» предлагает заключение долгосрочных отношений при поставках импортных электронных компонентов на взаимовыгодных условиях!

Наши преимущества:

- Оперативные поставки широкого спектра электронных компонентов отечественного и импортного производства напрямую от производителей и с крупнейших мировых складов;
- Поставка более 17-ти миллионов наименований электронных компонентов;
- Поставка сложных, дефицитных, либо снятых с производства позиций;
- Оперативные сроки поставки под заказ (от 5 рабочих дней);
- Экспресс доставка в любую точку России;
- Техническая поддержка проекта, помощь в подборе аналогов, поставка прототипов;
- Система менеджмента качества сертифицирована по Международному стандарту ISO 9001;
- Лицензия ФСБ на осуществление работ с использованием сведений, составляющих государственную тайну;
- Поставка специализированных компонентов (Xilinx, Altera, Analog Devices, Intersil, Interpoint, Microsemi, Aeroflex, Peregrine, Syfer, Eurofarad, Texas Instrument, Miteq, Cobham, E2V, MA-COM, Hittite, Mini-Circuits, General Dynamics и др.);

Помимо этого, одним из направлений компании «ЭлектроПласт» является направление «Источники питания». Мы предлагаем Вам помощь Конструкторского отдела:

- Подбор оптимального решения, техническое обоснование при выборе компонента;
- Подбор аналогов;
- Консультации по применению компонента;
- Поставка образцов и прототипов;
- Техническая поддержка проекта;
- Защита от снятия компонента с производства.



#### Как с нами связаться

**Телефон:** 8 (812) 309 58 32 (многоканальный)

**Факс:** 8 (812) 320-02-42

**Электронная почта:** [org@eplast1.ru](mailto:org@eplast1.ru)

**Адрес:** 198099, г. Санкт-Петербург, ул. Калинина, дом 2, корпус 4, литера А.