

CAT. NO. & DIMENSIONS

NO. OF CONTACTS (n)	CAT. NO.	DIMENSIONS (NOTE2)			
		A ± 0.2	B ± 0.2	C ± 0.1	D ± 0.1
4	SFV 4R-3/4ST__HLF	7.5	5.9	1.5	1.6
5	SFV 5R-3/4ST__HLF	8.0	6.4	2.0	2.1
6	SFV 6R-3/4ST__HLF	8.5	6.9	2.5	2.6
7	SFV 7R-3/4ST__HLF	9.0	7.4	3.0	3.1
8	SFV 8R-3/4ST__HLF	9.5	7.9	3.5	3.6
9	SFV 9R-3/4ST__HLF	10.0	8.4	4.0	4.1
10	SFV10R-3/4ST__HLF	10.5	8.9	4.5	4.6
11	SFV11R-3/4ST__HLF	11.0	9.4	5.0	5.1
12	SFV12R-3/4ST__HLF	11.5	9.9	5.5	5.6
13	SFV13R-3/4ST__HLF	12.0	10.4	6.0	6.1
14	SFV14R-3/4ST__HLF	12.5	10.9	6.5	6.6
15	SFV15R-3/4ST__HLF	13.0	11.4	7.0	7.1
16	SFV16R-3/4ST__HLF	13.5	11.9	7.5	7.6
17	SFV17R-3/4ST__HLF	14.0	12.4	8.0	8.1
18	SFV18R-3/4ST__HLF	14.5	12.9	8.5	8.6
19	SFV19R-3/4ST__HLF	15.0	13.4	9.0	9.1
20	SFV20R-3/4ST__HLF	15.5	13.9	9.5	9.6
21	SFV21R-3/4ST__HLF	16.0	14.4	10.0	10.1
22	SFV22R-3/4ST__HLF	16.5	14.9	10.5	10.6
23	SFV23R-3/4ST__HLF	17.0	15.4	11.0	11.1
24	SFV24R-3/4ST__HLF	17.5	15.9	11.5	11.6
25	SFV25R-3/4ST__HLF	18.0	16.4	12.0	12.1
26	SFV26R-3/4ST__HLF	18.5	16.9	12.5	12.6
27	SFV27R-3/4ST__HLF	19.0	17.4	13.0	13.1
28	SFV28R-3/4ST__HLF	19.5	17.9	13.5	13.6
29	SFV29R-3/4ST__HLF	20.0	18.4	14.0	14.1
30	SFV30R-3/4ST__HLF	20.5	18.9	14.5	14.6
31	SFV31R-3/4ST__HLF	21.0	19.4	15.0	15.1
32	SFV32R-3/4ST__HLF	21.5	19.9	15.5	15.6
33	SFV33R-3/4ST__HLF	22.0	20.4	16.0	16.1
34	SFV34R-3/4ST__HLF	22.5	20.9	16.5	16.6
35	SFV35R-3/4ST__HLF	23.0	21.4	17.0	17.1



NOTES

1. THIS PRODUCT IS THE CONNECTOR USED FOR FPC AND COPES WITH AUTOMATIC MOUNTING (SMT).
2. SEE PART DRAWINGS FOR DIMENSIONS A~D.
3. THIS PRODUCT IS THE CONNECTOR WITH CABLE LOCK MECHANISM.



FCIconnect.com

Copyright FCI.

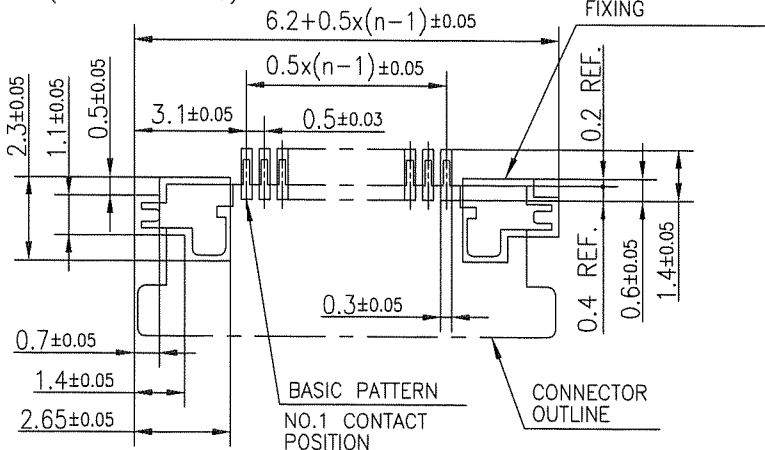
mat'l. code		surface <input checked="" type="checkbox"/> ISO 1302 <input checked="" type="checkbox"/> tolerance <input checked="" type="checkbox"/> ISO 406 <input checked="" type="checkbox"/> ISO 1101		projection		product family 58EF		CODE JP	
ltr		ecn no		dr		date		tolerances unless otherwise specified	
A								angles linear	
								mm	
								scale X	
				dr <i>S. Wicks</i> 2011-2-10		engr <i>S. Wicks</i> 2011-2-10		chr <i>Y. Kawada</i> 2011-2-10	
				appd <i>[Signature]</i> Feb 10 11				dwg no 10117319 sheet 2 of 8 size A4	
sheet index		revision sheet						type Product Customer Drawing	
								Rev. A	



PT. NO.	PARTS NAME	MATERIAL	Q'TY	NOTE
1	HOUSING	13~35pin : LCP RESIN GLASS REINFORCED (UL94V-0)	1	COLOR : BLACK (HALOGEN FREE)
		4~12pin : POLYAMIDE RESIN GLASS REINFORCED (UL94V-0)		
2	SLIDER	PPS RESIN GLASS REINFORCED (UL94V-0)	1	COLOR : GRAY (HALOGEN FREE)
3	CONTACT	PHOSPHOR BRONZE	n	PLATING : MATTE PURE TIN Ni UNDER PLATED (LEAD FREE)
4	MOUNTING PLATE		2	

RECOMMENDED PC BOARD LAYOUT
(COMPONENT SIDE)

PATTERN FOR
MOUNTING PLATE
FIXING



n : NO. OF CONTACTS

NOTES

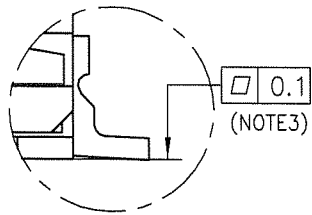
1. THIS PRODUCT IS THE CONNECTOR USED FOR FPC AND COPES WITH AUTOMATIC MOUNTING (SMT).
2. THIS PRODUCT IS LOWER CONTACT TYPE CONNECTOR WITH CABLE LOCK MECHANISM.
3. FLATNESS OF CONTACT TERMINAL AND MOUNTING PLATE MUST BE WITHIN TOLERANCE IN E PORTION DETAILED DRAWING.
4. THIS PRODUCT MEETS EUROPEAN UNION DIRECTIVES AND OTHER COUNTRY REGULATIONS AS DESCRIBED IN GS-22-008.
5. THE HOUSING WILL WITHSTAND EXPOSURE TO 260°C PEAK TEMPERATURE FOR 10 SECONDS IN A REFLOW SOLDERING OVEN.

mat'l. code		surface ISO 1302		tolerance ISO 406		projection		product family 58EF		CODE JP	
ltr		ecn no		dr		date		tolerances unless otherwise specified		title	
A								±0.2		CONNECTOR USED FOR FPC WITH 0.5 mm CONTACT SPACING (Cat. No. : SFV__R-3ST__HLF)	
				angles		linear		mm		scale X	
				dr		2011-2-10		FCJ		dwg no sheet 3 of 8 size	
				enrg		2011-2-10				10117319 A4	
				chr		2011-2-10				type Product Customer Drawing	
				appd		Feb 10/11				Rev. A	
sheet index		revision sheet									



FCIconnect.com

Copyright FCI.



PT. NO.	PARTS NAME	MATERIAL	Q'TY	NOTE
1	HOUSING	13~35pin : LCP RESIN GLASS REINFORCED (UL94V-0)	1	COLOR : BLACK (HALOGEN FREE)
		4~12pin : POLYAMIDE RESIN GLASS REINFORCED (UL94V-0)		
2	SLIDER	PPS RESIN GLASS REINFORCED (UL94V-0)	1	COLOR : GRAY (HALOGEN FREE)
3	CONTACT	PHOSPHOR BRONZE	n	PLATING : MATTE PURE TIN Ni UNDER PLATED (LEAD FREE)
4	MOUNTING PLATE		2	

n : NO. OF CONTACTS

RECOMMENDED PC BOARD LAYOUT
(COMPONENT SIDE)

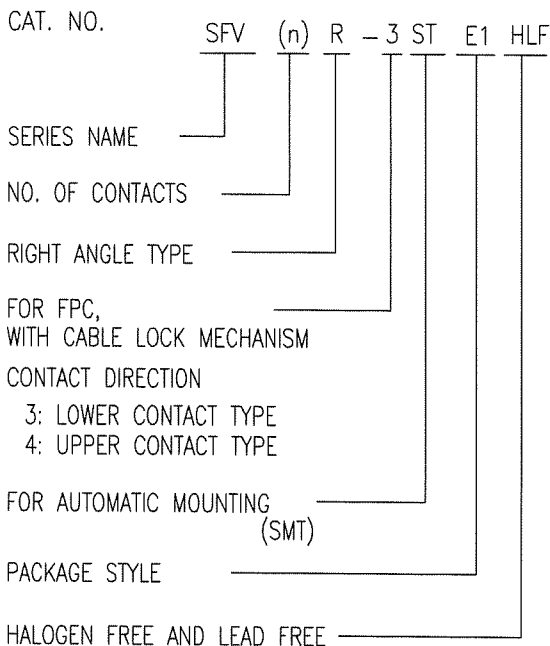


- NOTES
- THIS PRODUCT IS THE CONNECTOR USED FOR FPC AND COPES WITH AUTOMATIC MOUNTING (SMT).
 - THIS PRODUCT IS UPPER CONTACT TYPE CONNECTOR WITH CABLE LOCK MECHANISM.
 - FLATNESS OF CONTACT TERMINAL AND MOUNTING PLATE MUST BE WITHIN TOLERANCE IN E PORTION DETAILED DRAWING.
 - THIS PRODUCT MEETS EUROPEAN UNION DIRECTIVES AND OTHER COUNTRY REGULATIONS AS DESCRIBED IN GS-22-008.
 - THE HOUSING WILL WITHSTAND EXPOSURE TO 260°C PEAK TEMPERATURE FOR 10 SECONDS IN A REFLOW SOLDERING OVEN.

mat'l. code		surface ISO 1302 ✓		tolerance ISO 406 ISO 1101		projection		product family 58EF		CODE JP	
ltr	ecn no	dr	date	tolerances unless otherwise specified		mm		title			
A				angles	linear ±0.2	mm		CONNECTOR USED FOR FPC WITH 0.5 mm CONTACT SPACING (Cat. No. : SFV__R-4ST__HLF)			
		dr	<i>S. Nishida</i>	2011-2-10	scale		dwg no		sheet 4 of 8		size
		enr	<i>S. Nishida</i>	2011-2-10	FCI		10117319				A4
		chr	<i>Y. Kamada</i>	2011-2-10			type		Product Customer Drawing		
		appd	<i>M. Iwano</i>	Feb/11							Rev. A
sheet index	revision sheet										

CAT. NO. & DIMENSIONS

NO. OF CONTACTS (n)	CAT. NO.	DIMENSIONS (NOTE3)		
		F ± 5	G ± 0.3	H ± 0.1
4	SFV 4R-3/4STE1HLF	20.4	16	—
5	SFV 5R-3/4STE1HLF	20.4	16	—
6	SFV 6R-3/4STE1HLF	20.4	16	—
7	SFV 7R-3/4STE1HLF	28.4	24	—
8	SFV 8R-3/4STE1HLF	28.4	24	—
9	SFV 9R-3/4STE1HLF	28.4	24	—
10	SFV10R-3/4STE1HLF	28.4	24	—
11	SFV11R-3/4STE1HLF	28.4	24	—
12	SFV12R-3/4STE1HLF	28.4	24	—
13	SFV13R-3/4STE1HLF	28.4	24	—
14	SFV14R-3/4STE1HLF	28.4	24	—
15	SFV15R-3/4STE1HLF	28.4	24	—
16	SFV16R-3/4STE1HLF	28.4	24	—
17	SFV17R-3/4STE1HLF	28.4	24	—
18	SFV18R-3/4STE1HLF	28.4	24	—
19	SFV19R-3/4STE1HLF	28.4	24	—
20	SFV20R-3/4STE1HLF	28.4	24	—
21	SFV21R-3/4STE1HLF	28.4	24	—
22	SFV22R-3/4STE1HLF	28.4	24	—
23	SFV23R-3/4STE1HLF	36.4	32	28.4
24	SFV24R-3/4STE1HLF	36.4	32	28.4
25	SFV25R-3/4STE1HLF	36.4	32	28.4
26	SFV26R-3/4STE1HLF	36.4	32	28.4
27	SFV27R-3/4STE1HLF	36.4	32	28.4
28	SFV28R-3/4STE1HLF	36.4	32	28.4
29	SFV29R-3/4STE1HLF	36.4	32	28.4
30	SFV30R-3/4STE1HLF	36.4	32	28.4
31	SFV31R-3/4STE1HLF	48.4	44	40.4
32	SFV32R-3/4STE1HLF	48.4	44	40.4
33	SFV33R-3/4STE1HLF	48.4	44	40.4
34	SFV34R-3/4STE1HLF	48.4	44	40.4
35	SFV35R-3/4STE1HLF	48.4	44	40.4



NOTES

1. THIS PRODUCT IS THE CONNECTOR USED FOR FPC AND COPES WITH AUTOMATIC MOUNTING (SMT).
2. THIS CATALOG NO. INDICATES PLASTIC TAPE PACKAGED
3. SEE PART DRAWINGS FOR DIMENSIONS F~H.
4. THIS PRODUCT IS THE CONNECTOR WITH CABLE LOCK MECHANISM.



Copyright FCI.

mat'l. code				surface ISO 1302 <input checked="" type="checkbox"/>		tolerance ISO 406 <input checked="" type="checkbox"/>		projection		product family 58EF		CODE JP	
ltr ecn no dr date				tolerances unless otherwise specified		mm		title		CAT. NO. TABLE FOR PLASTIC TAPE PACKAGED		0.5 mm CONTACT SPACING CONNECTOR	
A				angles linear		scale \propto		dwg no		sheet 5 of 8		size	
				dr <i>S. Mithal</i> 2011-2-10				10117319				A4	
				enr <i>S. Mithal</i> 2011-2-10				type		Product Customer Drawing			
				chr <i>V. Zamora</i> 2011-2-10									
				appd <i>M. Carr</i> Feb 10 11									
sheet index		revision sheet										Rev. A	



PT. NO.	PARTS NAME	CAT. NO.	MATERIAL	Q'TY	NOTE
1	REEL	—	CARDBOARD	1	COLOR : WHITE
2	PLASTIC (EMBOSS) TAPE	—	A-PET	—	COLOR : TRANSPARENCY
3	COVER	—	POLYESTER	—	COLO : TRANSPARENCY
4	CONNECTOR	SFV__R-3ST__HLF	SEE ATTACHED DWG.	3000	LOWER CONTACT TYPE WITH CABLE LOCK MECHANISM

NOTES

1. THIS IS PLASTIC TAPE PACKAGED CONNECTOR USED FOR FPC AND COPES WITH AUTOMATIC MOUNTING (SMT).
2. SEE JIS C 0806 (PACKING OF ELECTRONIC COMPONENTS ON CONTINUOUS TAPES (SURFACE MOUNTING DEVICES)) FOR SHAPE AND DIMENSIONS OF PLASTIC (EMBOSS) TAPE AND REEL.
3. F DIMENSION IS PORTION OF THE CORE.

mat'l. code		surface ISO 1302	tolerance ISO 406	projection	product family	58EF	CODE JP
ltr	ecn no	dr	date	tolerances unless otherwise specified		title	
A				angles linear ±5'		mm	PLASTIC TAPE PACKAGED 0.5 mm CONTACT SPACING CONNECTOR (Cat. No. : SFV__R-3STE1HLF)
sheet index		revision sheet	dr	engr	chr	appd	scale \times FCI dwg no 10117319 sheet 6 of 8 size A4 type Product Customer Drawing
form: A4							Rev. A



PT. NO.	PARTS NAME	CAT. NO.	MATERIAL	Q'TY	NOTE
1	REEL	---	CARDBOARD	1	COLOR : WHITE
2	PLASTIC (EMBOSS) TAPE	---	A-PET	---	COLOR : TRANSPARENCY
3	COVER	---	POLYESTER	---	COLOR : TRANSPARENCY
4	CONNECTOR	SFV__R-4ST__HLF	SEE ATTACHED DWG.	3000	UPPER CONTACT TYPE WITH CABLE LOCK MECHANISM

- NOTES
- THIS IS PLASTIC TAPE PACKAGED CONNECTOR USED FOR FPC AND COPES WITH AUTOMATIC MOUNTING (SMT).
 - SEE JIS C 0806 (PACKING OF ELECTRONIC COMPONENTS ON CONTINUOUS TAPES (SURFACE MOUNTING DEVICES)) FOR SHAPE AND DIMENSIONS OF PLASTIC (EMBOSS) TAPE AND REEL.
 - F DIMENSION IS PORTION OF THE CORE.

mat'l. code		surface ISO 1302 <input checked="" type="checkbox"/> ISO 406 ISO 1101		tolerance ISO 406 ISO 1101		projection 		product family 58EF		CODE JP	
ltr		ecn no		dr		date		title PLASTIC TAPE PACKAGED 0.5 mm CONTACT SPACING CONNECTOR (Cat. No. : SFV__R-4STE1HLF)		dwg no 10117319	
A								sheet 7 of 8		size A4	
				angles linear ±5'		mm		scale \times		type Product Customer Drawing	
		dr		S. Nishida		2011-2-10				Rev. A	
		enr		S. Nishida		2011-2-10					
		chr		Y. Kamada		2011-2-10					
		appd		M. Ueda		Feb 10/11					
sheet index		revision sheet									

FCJ
FCIconnect.com

Copyright FCI.

RECOMMENDED CABLE (FPC)

n : NO. OF CONTACTS



PT. NO.	PARTS NAME	MATERIAL	THICKNESS (um)
1	BASE FILM	POLYIMIDE OR POLYESTER OR EQUAL	25
2	CONDUCTOR	COPPER FOIL(PLATING : TIN or SOLDER 1um min.)	35
3	OVERLAY	POLYIMIDE OR POLYESTER OR EQUAL	—
4	SUPPORTING TAPE	POLYESTER OR POLYIMIDE OR EQUAL	188

NOTES

1. NO BURR AT EACH PORTION.
2. NO PEELING IN COMMON USE.
3. TOTAL THICKNESS LIMIT OF EACH MATERIAL (INCLUDING ADHESIVE AGENT) IS SPECIFIED.
4. THIS DIMENSION INDICATES THE RANGE FOR 0.3±0.035 CONDUCTOR WIDTH.

mat'l. code		surface ISO 1302 <input checked="" type="checkbox"/>		tolerance ISO 406 <input checked="" type="checkbox"/>		projection		product family 58EF		CODE JP	
ltr		ecn no		dr		date		title		RECOMMENDED CABLE	
A								(Cat. No. : SFV__R-3/4STB__HLF)			
		angles		linear		mm		scale X		dwg no	
										sheet 8 of 8	
		dr		2011-2-10				10117319		size A4	
		enr		2011-2-10							
		chr		2011-2-10							
		appd		Feb 10 2011							
sheet index		revision sheet						type Product Customer Drawing		Rev. A	



FCIconnect.com

Copyright FCI.



Компания «ЭлектроПласт» предлагает заключение долгосрочных отношений при поставках импортных электронных компонентов на взаимовыгодных условиях!

Наши преимущества:

- Оперативные поставки широкого спектра электронных компонентов отечественного и импортного производства напрямую от производителей и с крупнейших мировых складов;
- Поставка более 17-ти миллионов наименований электронных компонентов;
- Поставка сложных, дефицитных, либо снятых с производства позиций;
- Оперативные сроки поставки под заказ (от 5 рабочих дней);
- Экспресс доставка в любую точку России;
- Техническая поддержка проекта, помощь в подборе аналогов, поставка прототипов;
- Система менеджмента качества сертифицирована по Международному стандарту ISO 9001;
- Лицензия ФСБ на осуществление работ с использованием сведений, составляющих государственную тайну;
- Поставка специализированных компонентов (Xilinx, Altera, Analog Devices, Intersil, Interpoint, Microsemi, Aeroflex, Peregrine, Syfer, Eurofarad, Texas Instrument, Miteq, Cobham, E2V, MA-COM, Hittite, Mini-Circuits, General Dynamics и др.);

Помимо этого, одним из направлений компании «ЭлектроПласт» является направление «Источники питания». Мы предлагаем Вам помощь Конструкторского отдела:

- Подбор оптимального решения, техническое обоснование при выборе компонента;
- Подбор аналогов;
- Консультации по применению компонента;
- Поставка образцов и прототипов;
- Техническая поддержка проекта;
- Защита от снятия компонента с производства.



Как с нами связаться

Телефон: 8 (812) 309 58 32 (многоканальный)

Факс: 8 (812) 320-02-42

Электронная почта: org@eplast1.ru

Адрес: 198099, г. Санкт-Петербург, ул. Калинина, дом 2, корпус 4, литера А.