



## Main

Range of product	Advantys Telefast ABE7
Product or component type	Sub-base with plug-in electromechanical relay
Sub-base type	Output sub-base
[Us] rated supply voltage	19...30 V conforming to IEC 61131-2
Number of channels	16

## Complementary

Supply circuit type	DC
Product compatibility	ABR7S23
Contacts type and composition	1 C/O
Status LED	1 LED per channel, green channel status 1 LED, green power ON
Polarity distribution	Polarity distribution contact common per group of 8 channels
Short-circuit protection	1 A internal fuse, 5 x 20 mm, fast blow (PLC end) 0.5 A fuse per channel, 5 x 20 mm, fast blow (output circuit)
Fixing mode	By clips on 35 mm symmetrical DIN rail By screws on solid plate with fixing kit
Supply current	<= 1 A
Voltage drop on power supply fuse	0.3 V
[Ui] rated insulation voltage	2000 V between terminals/mounting rails 300 V between coil circuit/contact circuits conforming to IEC 60947-1 300 V between coil circuit/contact circuits conforming to IEC 60947-1
[Uimp] rated impulse withstand voltage	2.5 kV
Installation category	II conforming to IEC 60664-1
Tightening torque	5.31 lbf.in (0.6 N.m) (with flat Ø 3.5 mm)
Product weight	1.61 lb(US) (0.73 kg)

## Environment

product certifications	BV CSA DNV GL LROS (Lloyds register of shipping) UL
IP degree of protection	IP2x conforming to IEC 60529
resistance to incandescent wire	1382 °F (750 °C) conforming to IEC 60695-2-11
shock resistance	15 gn 11 ms conforming to IEC 60068-2-27
vibration resistance	2 gn (f = 10...150 Hz) conforming to IEC 60068-2-6
resistance to electrostatic discharge	4 kV (contact) conforming to IEC 61000-4-2 level 3 8 kV (air) conforming to IEC 61000-4-2 level 3
resistance to radiated fields	9.14 V/yd (10 V/m) (26000000...100000000 Hz) conforming to IEC 61000-4-3 level 3
resistance to fast transients	2 kV conforming to IEC 61000-4-4 level 3
ambient air temperature for operation	23...140 °F (-5...60 °C) conforming to IEC 61131-2
ambient air temperature for storage	-40...176 °F (-40...80 °C) conforming to IEC 61131-2
pollution degree	2 conforming to IEC 60664-1

The information provided in this documentation contains general descriptions and/or technical characteristics of the products contained herein. This documentation is not intended as a substitute for and is not to be used for determining suitability or reliability of these products for specific user applications. It is the duty of any such user or integrator to perform the appropriate and complete risk analysis, evaluation and testing of the products with respect to the relevant specific application or use thereof. Neither Schneider Electric Industries SAS nor any of its affiliates or subsidiaries shall be responsible or liable for misuse of the information contained herein.

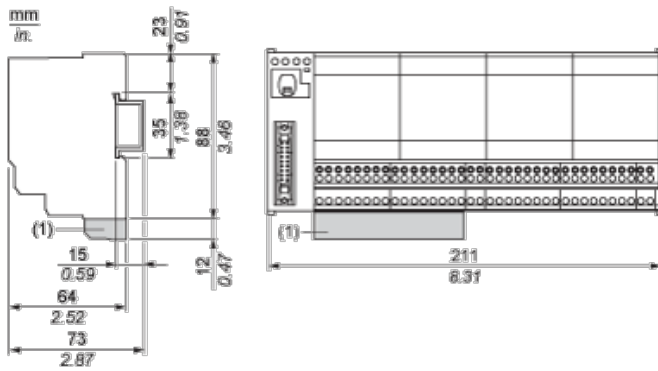
## Offer Sustainability

Green Premium product	Green Premium product
Compliant - since 0841 - Schneider Electric declaration of conformity	Compliant - since 0841 - Schneider Electric declaration of conformity
Reference not containing SVHC above the threshold	Reference not containing SVHC above the threshold
Available	Available
Available	Available
WARNING: This product can expose you to chemicals including:	WARNING: This product can expose you to chemicals including:
Lead and lead compounds, which is known to the State of California to cause cancer and birth defects or other reproductive harm.	Lead and lead compounds, which is known to the State of California to cause cancer and birth defects or other reproductive harm.
For more information go to <a href="http://www.p65warnings.ca.gov">www.p65warnings.ca.gov</a>	For more information go to <a href="http://www.p65warnings.ca.gov">www.p65warnings.ca.gov</a>

## Contractual warranty

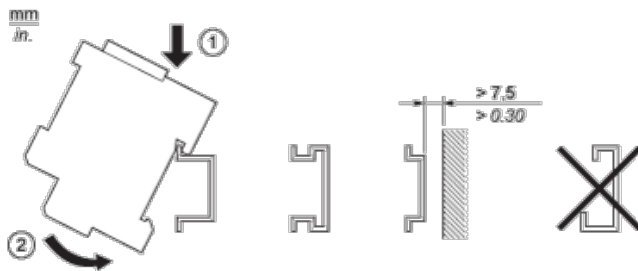
Warranty period	18 months
-----------------	-----------

## Dimensions

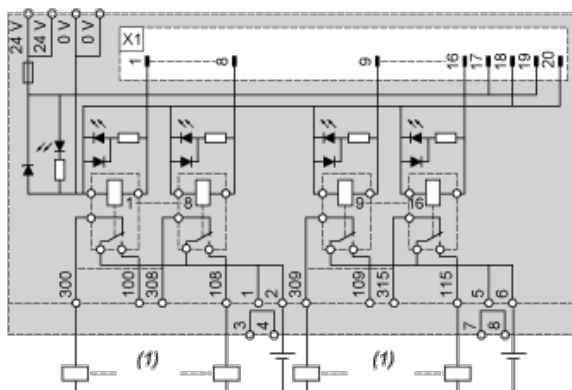


(1) ABE7BV10 / BV20, ABE7BV10E / BV20E

## Mounting



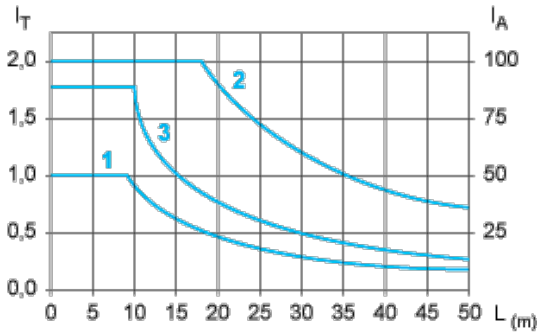
## Wiring Diagram



(1) 8 channels

## Curves for Determining Cable Type and Length According to the Current

### 16-channel Sub-base



L Cable length

$I_T$  Total current per sub base (A)

$I_A$  Average current per channel (mA)

- (1) TSXCDP\*\*2 and ABFH20H\*\*0 cables with c.s.a.  $0.08 \text{ mm}^2$  (AWG 28).
- (2) TSXCDP\*\*3 cables with c.s.a.  $0.34 \text{ mm}^2$  (AWG 22).
- (3) Cables with c.s.a.  $0.13 \text{ mm}^2$  (AWG 26).

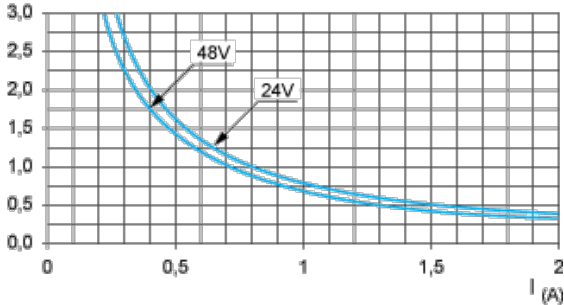
The curves are given for a voltage drop of 1 V in the cable. For n volts tolerance, multiply the length determined from the graph by n.

## Electrical Durability (in Millions of Operating Cycles) Conforming to IEC 60947-5-1

Multiply all durability values by 0.75 for ABR7S23.

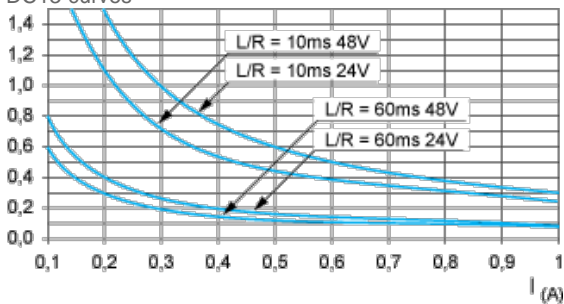
### DC Loads

#### DC12 curves



DC12 control of resistive loads and of solid state loads isolated by optocoupler,  $I/R \leq 1 \text{ ms}$ .

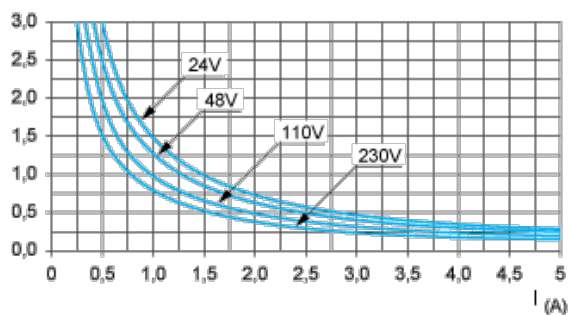
#### DC13 curves



DC13 switching electromagnets,  $L/R \leq 2 \times (U_e \times I_e)$  in ms,  $U_e$ : rated operational voltage,  $I_e$ : rated operational current (with a protective diode on the load, DC12 curves must be used with a coefficient of 0.9 applied to the number in millions of operating cycles)

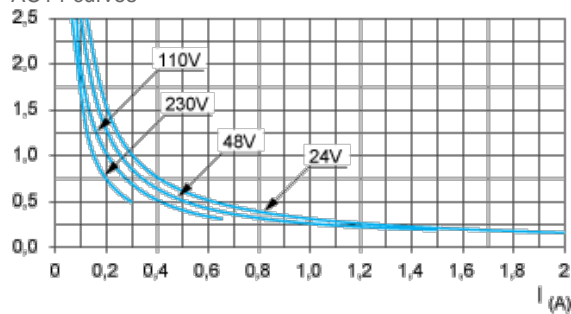
### AC Loads

#### AC12 curves



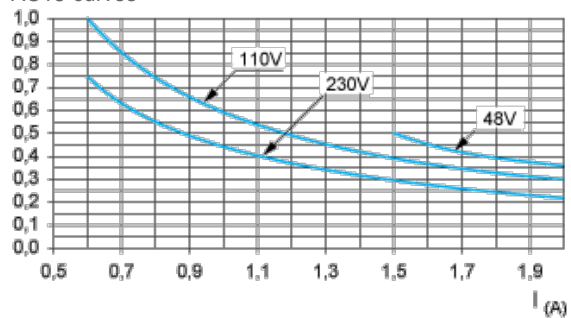
AC12 control of resistive loads and of solid state loads isolated by optocoupler,  $\cos \phi \geq 0.9$ .

AC14 curves



AC14 control of small electromagnetic loads  $\leq 72$  VA, make:  $\cos \phi = 0.3$ , break:  $\cos \phi = 0.3$ .

AC15 curves



AC15 control of electromagnetic loads  $> 72$  VA, make:  $\cos \phi = 0.7$ , break:  $\cos \phi = 0.4$ .



Компания «ЭлектроПласт» предлагает заключение долгосрочных отношений при поставках импортных электронных компонентов на взаимовыгодных условиях!

Наши преимущества:

- Оперативные поставки широкого спектра электронных компонентов отечественного и импортного производства напрямую от производителей и с крупнейших мировых складов;
- Поставка более 17-ти миллионов наименований электронных компонентов;
- Поставка сложных, дефицитных, либо снятых с производства позиций;
- Оперативные сроки поставки под заказ (от 5 рабочих дней);
- Экспресс доставка в любую точку России;
- Техническая поддержка проекта, помощь в подборе аналогов, поставка прототипов;
- Система менеджмента качества сертифицирована по Международному стандарту ISO 9001;
- Лицензия ФСБ на осуществление работ с использованием сведений, составляющих государственную тайну;
- Поставка специализированных компонентов (Xilinx, Altera, Analog Devices, Intersil, Interpoint, Microsemi, Aeroflex, Peregrine, Syfer, Eurofarad, Texas Instrument, Miteq, Cobham, E2V, MA-COM, Hittite, Mini-Circuits, General Dynamics и др.);

Помимо этого, одним из направлений компании «ЭлектроПласт» является направление «Источники питания». Мы предлагаем Вам помощь Конструкторского отдела:

- Подбор оптимального решения, техническое обоснование при выборе компонента;
- Подбор аналогов;
- Консультации по применению компонента;
- Поставка образцов и прототипов;
- Техническая поддержка проекта;
- Защита от снятия компонента с производства.



#### Как с нами связаться

**Телефон:** 8 (812) 309 58 32 (многоканальный)

**Факс:** 8 (812) 320-02-42

**Электронная почта:** [org@eplast1.ru](mailto:org@eplast1.ru)

**Адрес:** 198099, г. Санкт-Петербург, ул. Калинина, дом 2, корпус 4, литера А.