



MICRO SWITCH™ Military-Grade Toggle Switches TL Series



MICRO SWITCH™ TL Series Toggle Switches

Honeywell MICRO SWITCH™ TL Series toggle switches are military qualified to MIL-DTL-3950, specifications for sealed toggle switches. Quality construction features include a bonded seal between the toggle lever and bushing, and between the cover and case.

The robust design of the TL Series toggle is well-suited for many military, aerospace and other demanding applications where reliability is essential. These applications include environments where the panels are subjected to mechanical shock, vibration, and temperature extremes as well as environments with dust, splashing or hose-directed water.

TL Series toggle switches offer a variety of circuitry and pole options to easily integrate into a number of applications. A long history in military and aerospace applications has shown the TL Series toggle provides reliable performance with long operating life under the toughest conditions.

What makes our switches better?

- MIL-DTL-3950 qualified switches available to meet military specifications
- Environmental sealing enables switches to withstand many demanding indoor and outdoor applications
- 1-, 2-, and 4-pole options for a variety of circuitry requirements
- 2- and 3-position, maintained and momentary toggle action to meet circuit and actuator requirements
- UL recognized, CSA certified, and CE approved for global use



***ATTENTION!!
TL Series toggles are qualified
for military duty!***

MILITARY QUALIFIED • GLOBAL APPROVALS
MULTI-CIRCUITS • HIGH PERFORMANCE

Features and Benefits

MIL-QUALIFIED AND GLOBAL APPROVALS

MIL-DTL-3950 qualified switches are available to meet military/aerospace specifications. TL Series toggles' environmental sealing enables switches to withstand many demanding indoor and outdoor applications. Quality construction includes a bonded seal between the toggle lever and bushing, and between the cover and case that enables switches to **withstand may demanding conditions**. UL recognized, CSA certified, and CE approved for global use

Military-qualified listings

VARIETY OF CIRCUITRIES AND OPERATING ACTIONS

TL Series' **1, 2, and 4 pole options** meet a variety of circuitry requirements; while **2- and 3-position, maintained and momentary** toggle action, for a breadth of circuitry and actuator requirements. They thrive in a wide range of temperatures: -65 °C to 71 °C [-85 °F to 160 °F]

Locking levers reduce unintended actuation

LOCKING LEVERS

Optional **lever locks** (pull-to-unlock) require two separate actions to actuate the switch in order to prevent unintended actuation

MULTIPLE CONNECTION OPTIONS

MICRO SWITCH™ TL Series toggles offer **three popular termination options**: screw, solder lugs, and IWTS (Integrated Wire Termination Systems)

EASILY CONTROLS LOW-VOLTAGE DC APPLICATIONS

Toggle switches available with a choice of **silver alloy or gold-plated contacts** to handle a variety of electrical load requirements

INNOVATIVE PRODUCT DESIGN

Engineered step-design case provides added space between terminals to **prevent shorting**

ROBUST CONSTRUCTION

Built from **military-grade components** to achieve MIL-DTL-3950 requirements

Potential Applications



MILITARY AND COMMERCIAL AIRCRAFT AND HELICOPTERS

Used in fixed wing aircraft and helicopter flight decks. Honeywell has a long history of providing TL Series toggle switches in commercial and military aircraft.

AVIATION GROUND SUPPORT EQUIPMENT

Used to turn on and operate various components of aviation ground support equipment, such as pumps, lights, and lift platforms.



MILITARY LAND VEHICLES (TRACK AND WHEELED VEHICLES)

Used in military land vehicles to control lights, pumps, arming equipment, and movement control of lifts/ramps, etc.

CONSTRUCTION EQUIPMENT

Often used on road milling, road pavers, trenchers, and stump cutters to operate movement of machinery and/or turn on lights, pumps, etc.



MICRO SWITCH™ Military-Grade Toggle Switches

Table 1. Specifications

Characteristic	Parameter
Description	military-grade toggle switch
Sealing	qualified to MIL-DTL-3950
Operating temperature	-65 °C to 71 °C [-85 °F to 160 °F]
Actuators	standard, locking, special design, tab
Action	2- or 3- position; momentary and maintained
Mounting	Bushing 15/32 in (0.47 in) Ø
Circuitry	SPST, SPDT, DPST, DPDT, 4PST, 4PDT
Terminations	IWTS, solder, screw, quick-connect, leadwire
Contacts	Silver alloy or gold-plated
Amp rating	Up to 20 A, ac and dc capability
Approvals	UL, CSA, CE
Measurement	26,7 mm H x 33,5 mm W x 22,6 mm D [1.05 in H x 1.32 in W x 0.89 in D]

Table 2. UL and CSA Electrical Ratings

Rating code	Electrical rating
L192	10 amps, 125, 250, 277 Vac; ¼ Hp, 125 Vac; ½ Hp, 250, 277 Vac; 3 amps, 125 Vac “L”
L191	15 amps, 125, 250, 277 Vac; ½ Hp, 125 Vac; 1 Hp, 250, 277 Vac; 5 amps, 125 Vac “L”

Table 3. Electrical Ratings (in amperes)

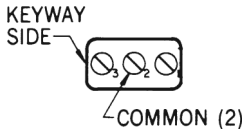
Electrical rating code	28 Vdc			115 Vdc	250 Vdc	115 Vac, 60 Hz & 400 Hz Max.			230 Vac
	Ind.	Res.	Lamp	Res.	Res.	Ind.	Res.	Lamp	Res.
1	15	20	5	0.75	0.5	10	15	3	6
2	10	15	4	0.75	0.5	7	15	2	6
3	15	20	7	0.75	0.5	15	15	4	6
4	10	18	5	0.75	0.5	8	11	2	6
5	12	20	5	0.75	0.5	15	15	4	6
6	10	18	4	0.75	0.5	8	11	2	6

TL Series

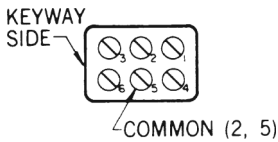
TERMINAL CIRCUIT IDENTIFICATION

Terminal identifications are referred to in the order guides to indicate which circuits are made in each toggle position (i.e., 1-2 refers to circuit closure through terminals 1 and 2).

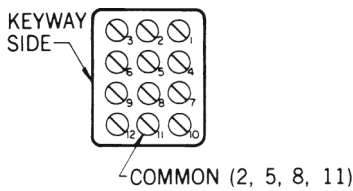
One Pole



Two Pole



Four Pole



TERMINALS

In addition to the screw terminal listings in the order guides, IWTS (Integrated Wire Termination Systems) versions and solder current terminals are available.

IWTS provides a reliable, completely serviceable unit which meets MIL-DTL-3950 requirements. IWTS improves maintainability since wiring bundles need not be disturbed. Leads are quickly and easily assembled or removed with an insert-extract tool.

A unique three-rib (grommet style) elastomer seal protects the lead connections without potting. There are no exposed metal terminals.

Versions available that will accept No. 16 wire with M39029/1-102 contact pins or No. 20 wire with MS39029/1-101 contact pins. Connections are resistant to shock, vibration, and high pull-out force.

SPECIAL CIRCUITRIES

Catalog listings with -10, -50, and -70 suffix numbers, as shown in the order guides, have special "on-on-on" circuits, as illustrated below. TLs with -12 suffix are the same as -50 except the keyway position is maintained, and the center position circuits 2-3 and 4-5 are made. -72 is the same as -50 except that the opposite keyway position is momentary, and in the center position circuits 2-3 and 4-5 are made.

-10 CIRCUITRY

No of poles	Keyway Side Maint. Position	Center Maint. Position	Opposite Keyway Maint. Position
2			
4			

-50 CIRCUITRY

No of poles	Keyway Side Maint. Position	Center Maint. Position	Opposite Keyway Maint. Position
2			
4			

-70 CIRCUITRY

No of poles	Keyway Side Maint. Position	Center Maint. Position	Opposite Keyway Maint. Position
2			
4			

MICRO SWITCH™ Military-Grade Toggle Switches

TL (SCREW TERMINAL) 2-POSITION ORDER GUIDE

No. of poles	Circuits Made with Toggle At:				Standard Toggle		Pull-to-Unlock Toggle	
	Keyway Position	Opposite Keyway	Elect. Rating Code	UL Rating Code	Catalog Listing	Military Number	Add Suffix to Standard Toggle Listing ^Δ	Military Number**
1	OFF	2-3	1	L191	1TL1-2	MS24523-22	D, F, G	MS24658-22
	OFF*	2-3	2	L192	1TL1-4	MS24523-29	F	MS24658-29
	1-2*	OFF	2	L192	1TL1-6	MS24523-30	F	MS24658-30
	1-2	2-3	1	L191	1TL1-3	MS24523-23	D, F, G	MS24658-23
	1-2*	2-3	2	L192	1TL1-8	MS24523-26	F	MS24658-26
2	OFF	2-3, 5-6	3	L191	2TL1-2	MS24524-22	D, F, G	MS24659-22
	OFF*	2-3, 5-6	4	L192	2TL1-4	MS24524-29	F	MS24659-29
	1-2, 4-5*	OFF	4	L192	2TL1-6	MS24524-30	F	MS24659-30
	1-2, 4-5	2-3, 5-6	3	L191	2TL1-3	MS24524-23	D, F, G	MS24659-23
	1-2, 4-5*	2-3, 5-6	4	L192	2TL1-8	MS24524-26	F	MS24659-26
4	OFF	2-3, 5-6, 8-9, 11-12	5	L191	4TL1-2	MS24525-22	D, F, G	MS24660-22
	OFF*	2-3, 5-6, 8-9, 11-12	6	L192	4TL1-4	MS24525-29	F	MS24660-29
	1-2, 4-5, 7-8, 10-11*	OFF	6	L192	4TL1-6	MS24525-30	F	MS24660-30
	1-2, 4-5, 7-8, 10-11	2-3, 5-6, 8-9, 11-12	5	L191	4TL1-3	MS24525-23	D, F, G	MS24660-23
	1-2, 4-5*, 7-8, 10-11	2-3, 5-6, 8-9, 11-12	6	L192	4TL1-8	MS24525-26	F	MS24660-26

* These positions are momentary. All others are maintained.

** Also add the appropriate suffix to the military number.

^Δ See page 12 for locking configurations.

PULL-TO-UNLOCK OPTION

When ordering pull-to-unlock toggle listings (see page 12 for configurations), add the suffix letter shown in the chart on page XXX to the standard toggle listing or the MS part number. For example, to order a 1TL1-1 pull-to-unlock toggle switch with the lever locked in the center position, add the letter **E** (i.e., 1TL1-1**E**, MS24658-21**E**)



SOLDER TURRET TERMINAL VERSION

11TL, 12TL, and 14TL type switches with solder turret terminals are qualified to MIL-DTL-3950. They have the same circuitry and electrical ratings as their 1TL, 2TL, and 4TL counterparts. For example, an 11TL1-2 is the same as a 1TL1-2, except it has solder turret terminals instead of screw terminals.

Circuitry	Type	Standard Lever	Lever Lock
One pole	11TL	MS27734	MS27737
Two pole	12TL	MS27735	MS27738
Four pole	14TL	MS27736	MS27739

TL Series

TL (SCREW TERMINAL) 3-POSITION ORDER GUIDE

No. of poles	Circuits Made with Toggle At:					Standard Toggle		Pull-to-Unlock Toggle	
	Keyway Position	Center Position	Opposite Keyway	Elect. Rating Code	UL/CSA Rating Code	Catalog Listing	Military Number	Add Suffix to Standard Toggle Listing ^Δ	Military Number ^{***}
1	1-2	OFF	2-3	1	L191	1TL1-1	MS24523-21	ALL TYPES	MS24658-21
	1-2*	OFF	2-3	2	L192	1TL1-5	MS24523-31	E, F, K, L, M, N	MS24658-31
	1-2*	OFF	2-3*	2	L192	1TL1-7	MS24523-27	E, L, N	MS24658-27
	NONE**	OFF	2-3	1	L191	1TL1-21	MS24523-24	E, F, K, M	MS24658-24
	NONE**	1-2	2-3	1	L192	1TL1-31	MS24523-33	E, F, K, M	MS24658-33
	NONE**	1-2	2-3*	2	L192	1TL1-51	MS24523-32	E	MS24658-32
	1-2*	OFF	NONE**	2	L192	1TL1-61	MS24523-25	E	MS24658-28
2	1-2, 4-5	OFF	2-3, 5-6	3	L191	2TL1-1	MS24524-21	ALL TYPES	MS24659-21
	1-2, 4-5*	OFF	2-3, 5-6	4	L192	2TL1-5	MS24524-31	E, F, K, L, M, N	MS24659-31
	1-2, 4-5*	OFF	2-3, 5-6*	4	L192	2TL1-7	MS24524-27	E, L, N	MS24659-27
	NONE**	OFF	2-3, 5-6	3	L191	2TL1-21	MS24524-24	E, F, K, M	MS24659-24
	NONE**	1-2, 4-5	2-3, 5-6	3	L191	2TL1-31	MS24524-33	E, F, K, M	MS24659-33
	NONE**	1-2, 4-5	2-3, 5-6*	4	L192	2TL1-51	MS24524-32	E	MS24659-32
	1-2, 4-5*	OFF	NONE**	4	L192	2TL1-61	MS24524-28	E	MS24659-28
	1-2, 4-5	1-2, 5-6	2-3, 5-6	3	L191	2TL1-10	MS27407-4	ALL TYPES	MS27408-4
	1-2, 4-5*	1-2, 5-6	2-3, 5-6	4	L192	2TL1-50	MS27407-5	E, F, K, L, M, N	MS27408-5
1-2, 4-5*	1-2, 5-6	2-3, 5-6*	4	L192	2TL1-70	MS27407-6	E, L, N	MS27408-6	
4	1-2, 4-5, 7-8, 10-11	OFF	2-3, 5-6, 8-9, 11-12	5	L191	4TL1-1	MS24525-21	ALL TYPES	MS24660-21
	1-2, 4-5, 7-8, 10-11*	OFF	2-3, 5-6, 8-9, 11-12	6	L192	4TL1-5	MS24525-31	E, F, K, L, M, N	MS24660-31
	1-2, 4-5, 7-8, 10-11*	OFF	2-3, 5-6, 8-9, 11-12*	6	L192	4TL1-7	MS24525-27	E, L, N	MS24660-27
	NONE**	OFF	2-3, 5-6, 8-9, 11-12	5	L191	4TL1-21	MS24525-24	E, F, K, M	MS24660-24
	NONE**	1-2, 4-5, 7-8, 10-11	2-3, 5-6, 8-9, 11-12	5	L191	4TL1-31	MS24525-33	E, F, K, M	MS24660-33
	NONE**	1-2, 4-5, 7-8, 10-11	2-3, 5-6, 8-9, 11-12*	6	L192	4TL1-51	MS24525-32	E	MS24660-32
	1-2, 4-5, 7-8, 10-11*	OFF	NONE**	6	L192	4TL1-61	MS24525-38	E	MS24660-28
	1-2, 4-5, 7-8, 10-11	2-3, 4-5	2-3, 5-6, 8-9, 11-12	5	L191	4TL1-10	–	ALL TYPES	–
	1-2, 4-5, 7-8, 10-11*	2-3, 4-5, 7-8, 11-12	2-3, 5-6, 8-9, 11-12	6	L192	4TL1-50	MS27406-2	E, F, K, L, M, N	MS27409-2
	1-2, 4-5, 7-8, 10-11*	2-3, 4-5	2-3, 5-6, 8-9, 11-12*	6	L192	4TL1-70	–	E, L, N	–
	1-2, 4-5, 7-8, 10-11	2-3, 4-5, 7-8, 11-12	2-3, 5-6, 8-9, 11-12	5	L191	4TL1-12	MS27406-1	ALL TYPES	MS27409-1
1-2, 4-5, 7-8, 10-11*	2-3, 4-5, 7-8, 11-12	2-3, 5-6, 8-9, 11-12*	6	L192	4TL1-72	MS27406-3	E, L, N	MS27409-3	

* These positions are momentary. All others are maintained.

** Toggle lever is blocked from these products. Toggle becomes 2-position, with center being one extreme position.

*** Also add appropriate suffix letter to military number

^Δ See page 12 for locking configurations.

MICRO SWITCH™ Military-Grade Toggle Switches

TL (IWTS TERMINATION) 2-POSITION ORDER GUIDE

No. of poles	Circuits Made with Toggle At:			Elect. Rating Code	UL Rating Code	No. 16 Termination		No. 20 Termination	
	Keyway Position	Opposite Keyway				Catalog Listing	Military Number	Catalog Listing	Military Number
1	OFF	2-3		1	L191	101TL1-2	MS27722-22	101TL2-2	MS27784-22
	OFF*	2-3		2	L192	101TL1-4	MS27722-29	101TL2-4	MS27784-29
	1-2*	OFF		2	L192	101TL1-6	MS27722-30	101TL2-6	MS27784-30
	1-2	2-3		1	L191	101TL1-3	MS27722-23	101TL2-3	MS27784-23
	1-2*	2-3		2	L192	101TL1-8	MS27722-26	101TL2-8	MS27784-26
2	OFF	2-3, 5-6		3	L191	102TL1-2	MS27723-22	102TL2-2	MS27785-22
	OFF*	2-3, 5-6		4	L192	102TL1-4	MS27723-29	102TL2-4	MS27785-29
	1-2, 4-5*	OFF		4	L192	102TL1-6	MS27723-30	102TL2-6	MS27785-30
	1-2, 4-5	2-3, 5-6		3	L191	102TL1-3	MS27723-23	102TL2-3	MS27785-23
	1-2, 4-5*	2-3, 5-6		4	L192	102TL1-8	MS27723-26	102TL2-8	MS27785-26
4	OFF	2-3, 5-6, 8-9, 11-12		5	L191	104TL1-2	MS27724-22	104TL2-2	MS27786-22
	OFF*	2-3, 5-6, 8-9, 11-12		6	L192	104TL1-4	MS27724-29	104TL2-4	MS27786-29
	1-2, 4-5, 7-8, 10-11*	OFF		6	L192	104TL1-6	MS27724-30	104TL2-6	MS27786-30
	1-2, 4-5, 7-8, 10-11	2-3, 5-6, 8-9, 11-12		5	L191	104TL1-3	MS27724-23	104TL2-3	MS27786-23
	1-2, 4-5, 7-8, 10-11*	2-3, 5-6, 8-9, 11-12		6	L192	104TL1-8	MS27724-26	104TL2-8	MS27786-26

TL (IWTS TERMINATION) 3-POSITION ORDER GUIDE

No. of poles	Circuits Made with Toggle At:				Elect. Rating Code	UL/CSA Rating Code	No. 16 Termination		No. 20 Termination	
	Keyway Position	Center Position	Opposite Keyway				Catalog Listing	Military Number	Catalog Listing	Military Number
1	1-2	OFF	2-3		1	L191	101TL1-1	MS27722-21	101TL2-1	MS27784-21
	1-2*	OFF	2-3		2	L192	101TL1-5	MS27722-31	101TL2-5	MS27784-31
	1-2*	OFF	2-3*		2	L192	101TL1-7	MS27722-27	101TL2-7	MS27784-27
2	1-2, 4-5	OFF	2-3, 5-6		3	L191	102TL1-1	MS27723-21	102TL2-1	MS27785-21
	1-2, 4-5*	OFF	2-3, 5-6		4	L192	102TL1-5	MS27723-31	102TL2-5	MS27785-31
	1-2, 4-5*	OFF	2-3, 5-6*		4	L192	102TL1-7	MS27723-6	102TL2-7	MS27785-27
4	1-2, 4-5, 7-8, 10-11	OFF	2-3, 5-6, 8-9, 11-12		5	L191	104TL1-1	MS27724-21	104TL2-1	MS27786-21
	1-2, 4-5, 7-8, 10-11*	OFF	2-3, 5-6, 8-9, 11-12		6	L192	104TL1-5	MS27724-31	104TL2-5	MS27786-31
	1-2, 4-5, 7-8, 10-11*	OFF	2-3, 5-6, 8-9, 11-12*		6	L192	104TL1-7	MS27724-27	104TL2-7	MS27786-27

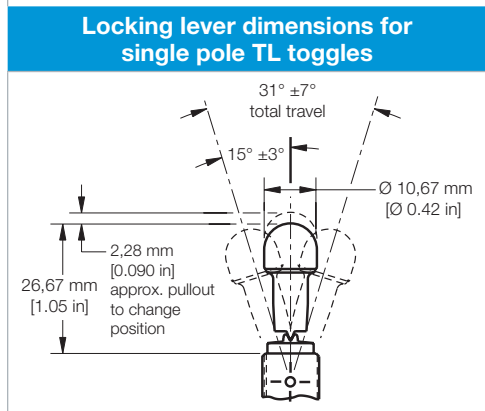
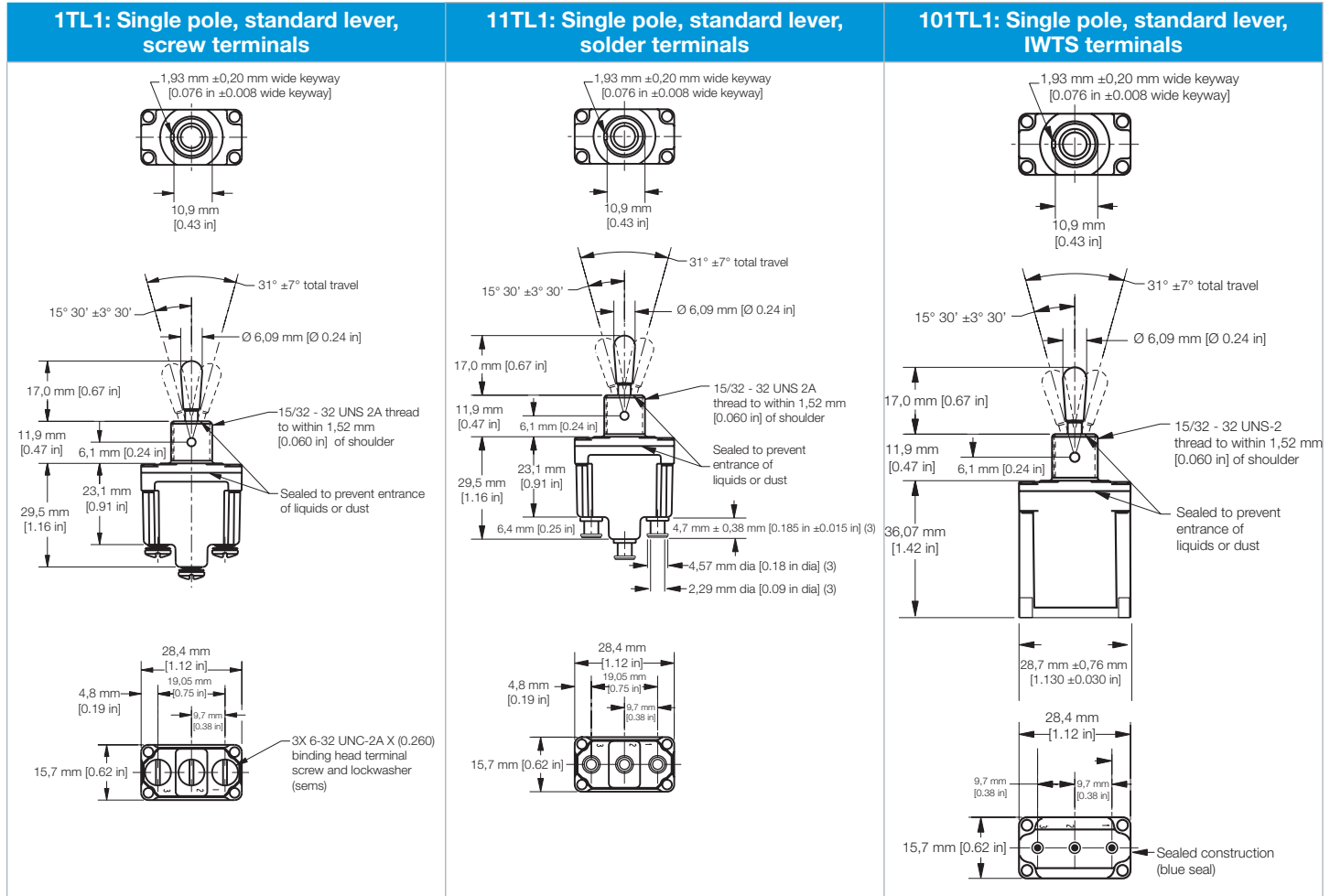
* These positions are momentary. All others are maintained.

NOTE: For TL switches featuring IWTS termination and a "pull-to-unlock" lever option, contact a Honeywell Sensing and Control representative at 1-800-537-6945.

TL Series

TL SERIES 1-POLE STANDARD ACTUATOR OPTIONS, TERMINALS, & DIMENSIONS

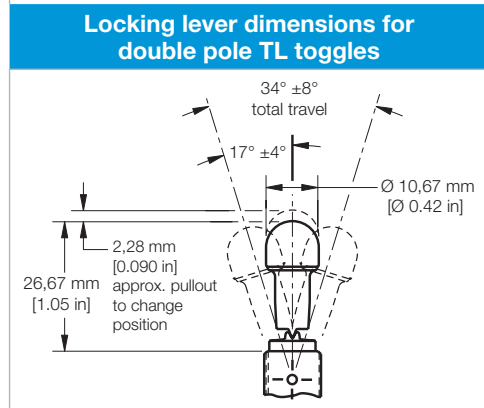
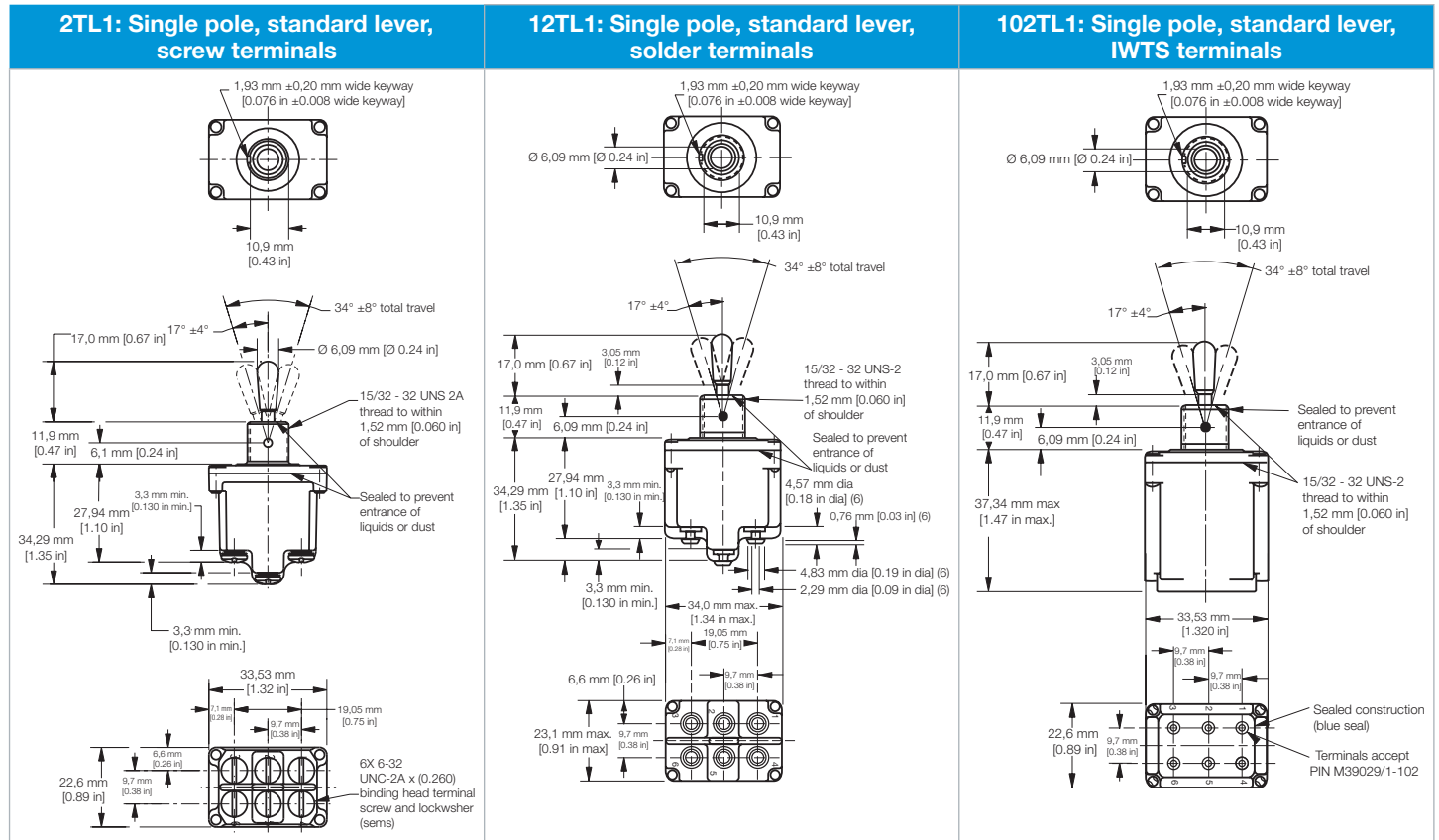
Note: Three-position switches shown



MICRO SWITCH™ Military-Grade Toggle Switches

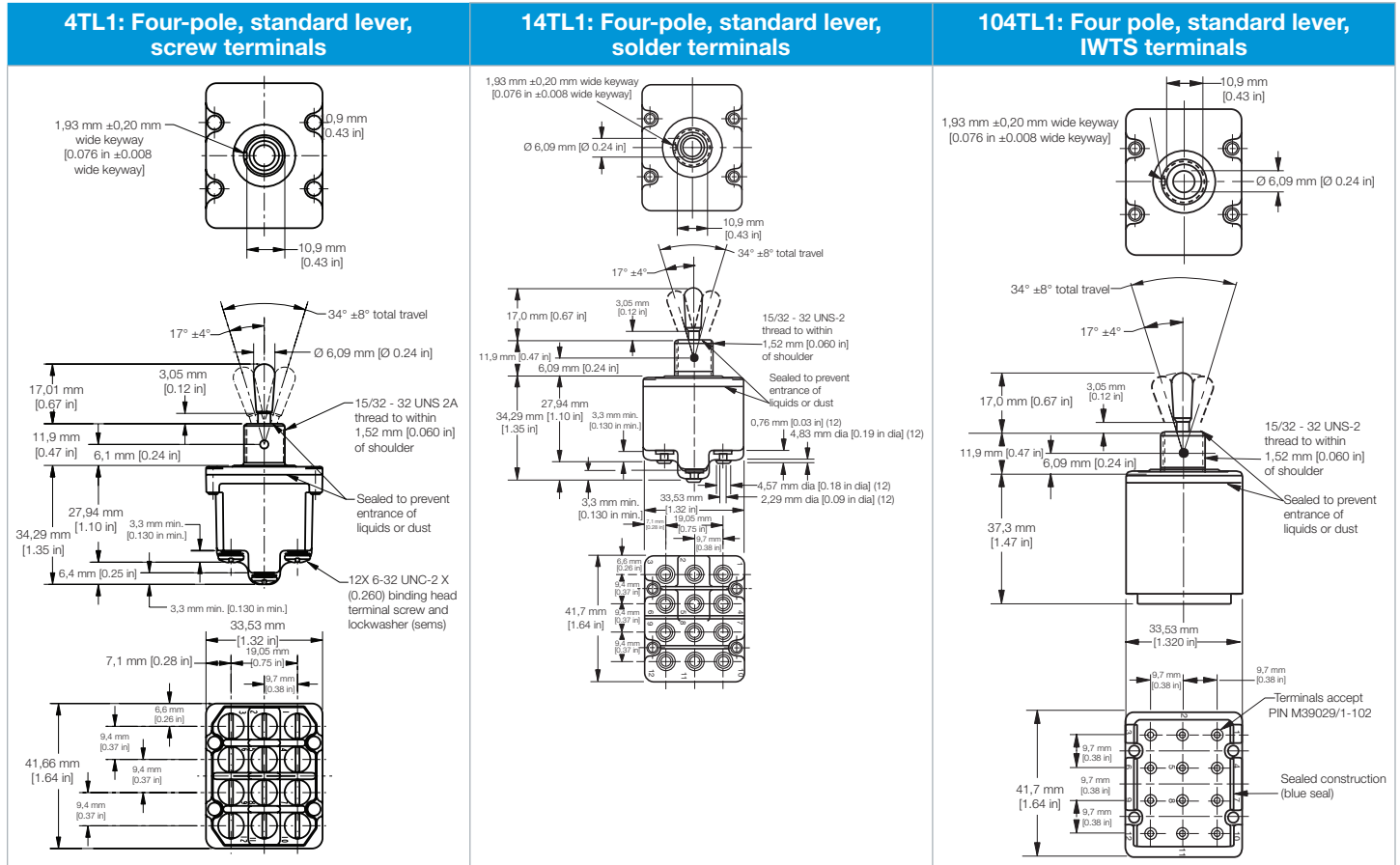
TL SERIES 2-POLE STANDARD ACTUATOR OPTIONS, TERMINALS, & DIMENSIONS

Note: Three-position switches shown
















TL SERIES 4-POLE STANDARD ACTUATOR OPTIONS, TERMINALS, & DIMENSIONS

Note: Three-position switches shown



MICRO SWITCH™ Military-Grade Toggle Switches

MICRO SWITCH™ TL™ SERIES LOCKING CONFIGURATIONS

<p style="text-align: center;">A</p>  <p style="text-align: center;">Locked In Three Positions</p>	<p style="text-align: center;">B</p>  <p style="text-align: center;">Locked In Center and Extreme Position (Keyway Side)</p>	<p style="text-align: center;">D</p>  <p style="text-align: center;">Locked Out Of Center Position</p>	<p style="text-align: center;">E</p>  <p style="text-align: center;">Locked In Center Position</p>	<p style="text-align: center;">F</p>  <p style="text-align: center;">Locked In Extreme Position (Opposite Keyway)</p>	<p style="text-align: center;">G</p>  <p style="text-align: center;">Locked In Extreme Position (Keyway Side)</p>	<p style="text-align: center;">H</p>  <p style="text-align: center;">Locked Out Of Center And Extreme Position (Keyway Side)</p>
<p style="text-align: center;">J</p>  <p style="text-align: center;">Locked Out Of Center And Extreme Position (Opposite Keyway)</p>	<p style="text-align: center;">K</p>  <p style="text-align: center;">Locked In Center And Extreme Position (Opposite Keyway)</p>	<p style="text-align: center;">L</p>  <p style="text-align: center;">Locked Out Of Extreme Position (Keyway Side)</p>	<p style="text-align: center;">M</p>  <p style="text-align: center;">Locked Out Of And Into Extreme Position (Opposite Keyway)</p>	<p style="text-align: center;">N</p>  <p style="text-align: center;">Locked Out Of Extreme Position (Opposite Keyway)</p>	<p style="text-align: center;">P</p>  <p style="text-align: center;">Locked Out Of And Into Extreme Position (Keyway Side)</p>	

TL Series

This Honeywell datasheet supports the following MICRO SWITCH™ TL Series Toggle Switch Listings

101TL1-1	102TL1-10P	102TL2-5L	104TL2887-3	1TL1-13	1TL141-3G
101TL1-2	102TL1-1E	102TL2-6F	104TL2887-72E	1TL11-3	1TL144-1E
101TL1-21	102TL1-2	102TL2-7	104TL2887-8F	1TL11-31K	1TL144-3G
101TL1-2D	102TL1-2D	102TL2-70	104TL2-8F	1TL11-3D	1TL149-1E
101TL1-2G	102TL1-2F	102TL2-70E	11TL1-1	1TL11-3F	1TL149-3D
101TL1-3	102TL1-3	102TL2-72L	11TL1-2	1TL11-5	1TL1-4F
101TL1-3D	102TL1-3D	102TL2-7E	11TL1-21	1TL11-5N	1TL1-5
101TL1-3F	102TL1-3F	102TL2-8	11TL1-2D	1TL11-7	1TL150-3D
101TL1-4	102TL1-3G	102TL2841-1	11TL1-3	1TL11-8	1TL150-7E
101TL144-6F	102TL144-70E	102TL2855-7	11TL1-3D	1TL11-82	1TL1-51
101TL1-4F	102TL1-5	102TL286-51E	11TL1-4	1TL11-82G	1TL1-51E
101TL1-51	102TL1-5F	102TL2887-10	11TL146-2	1TL119-1-A02	1TL156-3D
101TL154-2	102TL1-5K	102TL2887-3	11TL1-5	1TL119-2-A05	1TL156-8
101TL1-6	102TL1-6	102TL2887-3D	11TL1-51	1TL119-3-A02	1TL1-5E
101TL1-6F	102TL1-7	102TL2887-7	11TL1-6	1TL119-3-A03	1TL1-5F
101TL1-7	102TL1-70E	102TL2887-70	11TL1-61	1TL119-4-A02	1TL1-5K
101TL2-1	102TL1-7E	102TL2887-7E	11TL1-7	1TL119-6-A02	1TL1-5L
101TL2133-3	102TL1-7X5	102TL2887-8	11TL1-8	1TL119-7-A02	1TL1-5M
101TL2197-2	102TL1-8	102TL2-8F	11TL1-8F	1TL119-8-A03	1TL1-5N
101TL2197-21	102TL200-1	104TL1-1	12TL1-1	1TL119-8-A04	1TL1-6
101TL2-1A	102TL2-1	104TL1-111A	12TL1-10	1TL1-1A	1TL1-61
101TL2-1N	102TL2-10	104TL1-12	12TL1-1A	1TL1-1A USA	1TL1-61E
101TL2-2	102TL2-10A	104TL1-12G	12TL1-1D	1TL1-1B	1TL163-7
101TL2-21	102TL2-10E	104TL1-12L	12TL1-2	1TL1-1D	1TL1-6F
101TL2-21M	102TL2-10M	104TL1-2	12TL124-10	1TL1-1E	1TL1-6-USA
101TL2-2D	102TL2-10N	104TL1-2D	12TL1-2D	1TL1-1F	1TL1-7
101TL2-2F	102TL2-10P	104TL1-2G	12TL1-3	1TL1-1G	1TL176-3
101TL2-3	102TL2-12A	104TL1-3	12TL1-31M	1TL1-1H	1TL1-7E
101TL2-31	102TL2-12B	104TL1-3D	12TL1-3D	1TL1-1K	1TL1-7L
101TL2-3D	102TL2133-10	104TL1-3G	12TL1-3F	1TL1-1L	1TL1-7N
101TL2-3F	102TL2164-7	104TL1-50L	12TL1-3G	1TL1-1M	1TL1-7-NH
101TL2-3G	102TL2164-70	104TL2-1	12TL1-4	1TL1-1N	1TL1-8
101TL2-4	102TL2-1A	104TL2-10	12TL1-50	1TL1-1-NH	1TL187-2D
101TL2-5	102TL2-1E	104TL2-10A	12TL1-50M	1TL1-1P	1TL187-3
101TL2-51	102TL2-1G	104TL2-111A	12TL1-5N	1TL1-2	1TL187-7
101TL255-1	102TL2-2	104TL2-12	12TL1-6	1TL1-21	1TL187-7N
101TL255-3	102TL2-21	104TL2-12A	12TL1-7	1TL1-21E	1TL1-8F
101TL2-5L	102TL2218-3	104TL2-12E	12TL1-70	1TL1-21F	1TL211-7
101TL2-5N	102TL2258-7	104TL2-12L	12TL1-8	1TL1-21K	1TL213-3
101TL2-6	102TL2259-7	104TL2-1A	12TL1-8F	1TL1-21M	1TL28-5
101TL2-6F	102TL2260-7	104TL2-1D	12TL887-1A	1TL127-2	1TL28-7
101TL2-7	102TL2263-7	104TL2-1E	12TL887-3D	1TL127-6	1TL343-5K
101TL2-7E	102TL2264-3	104TL2-1N	12TL887-7E	1TL1-2D	1TL372-2
101TL2-8	102TL226-5	104TL226-5	14TL1-1	1TL1-2F	1TL373-2
101TL2834-1	102TL2-2D	104TL2-2D	14TL1-10	1TL1-2G	1TL47-1
101TL2834-2	102TL2-3	104TL2-3	14TL1-10A	1TL1-2-USA	1TL48-21
101TL2834-3	102TL2-31	104TL2-3D	14TL1-12	1TL1-3	1TL48-3
101TL2834-5	102TL2-31K	104TL2-3F	14TL1-12E	1TL1-31	1TL48-31
101TL2834-6	102TL2-3D	104TL2-3G	14TL1-1A	1TL1-31E	1TL48-7
101TL2834-7	102TL2-3F	104TL2-50	14TL1-2	1TL1-31F	1TL49-31E
101TL2841-3	102TL2-3G	104TL2-50N	14TL1-2D	1TL1-31K	1TL49-3D
101TL2841-7	102TL2-5	104TL255-10	14TL1-3	1TL133-1	1TL5-1
101TL2887-3	102TL2-50	104TL2-61	14TL1-31	1TL133-2	1TL51-5
101TL2887-51	102TL2-50K	104TL2-7	14TL1-3D	1TL133-21	1TL51-7
101TL2887-6	102TL2-50N	104TL2-72	14TL1-3G	1TL133-3	1TL5-2
101TL2887-8F	102TL2-51	104TL2-7E	14TL1-8	1TL1-3D	1TL5-3
102TL1-1	102TL2-51E	104TL2-8	1TL1-1	1TL1-3F	1TL55-21
102TL1-10	102TL255-7	104TL286-12A	1TL11-1	1TL1-3G	1TL5-7
102TL1-10A	102TL2-5E	104TL286-72E	1TL11-1L	1TL1-3-NH	1TL62-3
102TL1-10L	102TL2-5F	104TL286-7E	1TL11-2	1TL1-4	1TL62-5

MICRO SWITCH™ Military-Grade Toggle Switches

1TL62-6	2TL1-12B	2TL141-3D	2TL372-6	4TL11-10K	4TL144-1E
1TL62-7	2TL1-12D	2TL143-21K	2TL47-1	4TL11-11A	4TL144-7E
1TL64-51	2TL1-12E	2TL143-3F	2TL47-10	4TL11-12	4TL149-3D
1TL82-2	2TL1-12F	2TL149-1A	2TL48-3	4TL11-12A	4TL1-5
1TL82-3	2TL1-12G	2TL1-4F	2TL49-1A	4TL11-12H	4TL1-50
1TL82-7	2TL1-12K	2TL1-5	2TL49-21E	4TL11-12K	4TL150-3D
1TL84-2R	2TL1-12L	2TL1-50	2TL49-31E	4TL111-72	4TL1-50E
1TL84-7R	2TL1-12M	2TL150-1N	2TL49-3G	4TL111-1L	4TL1-50F
1TL887-1	2TL1-12N	2TL150-3D	2TL49-550L	4TL1-12	4TL1-50K
1TL887-1D	2TL1-12P	2TL1-50E	2TL49-7E	4TL11-2	4TL1-50L
1TL887-1E	2TL11-3	2TL1-50F	2TL5-1	4TL112A	4TL1-50M
1TL887-1L	2TL11-3D	2TL1-50K	2TL51-5	4TL1-12A	4TL1-50N
1TL887-1N	2TL11-3F	2TL1-50L	2TL51-7	4TL1-12B	4TL1-51
1TL887-2	2TL11-5	2TL1-50M	2TL5-2	4TL1-12D	4TL153-1
1TL887-21	2TL11-50	2TL1-50N	2TL5-3	4TL1-12E	4TL159-3
1TL887-21E	2TL11-50E	2TL1-51	2TL5-5	4TL1-12L	4TL1-5K
1TL887-2D	2TL11-50K	2TL1-51E	2TL55-3	4TL1-12M	4TL15L
1TL887-2G	2TL11-515K	2TL154-3	2TL5-7	4TL1-12N	4TL1-5L
1TL887-3	2TL11-550	2TL154-7	2TL57-550	4TL1-12P	4TL1-5N
1TL887-3D	2TL11-56	2TL154-8	2TL57-3	4TL11-3	4TL1-6
1TL887-3G	2TL11-6	2TL1-56	2TL57-70	4TL11-31	4TL1-61
1TL887-5	2TL11-6F	2TL1-56F	2TL6-1	4TL11-3D	4TL1-6F
1TL887-51E	2TL11-7	2TL1-56K	2TL6-21	4TL11-5	4TL1-7
1TL887-5E	2TL11-70	2TL1-56L	2TL62-10	4TL11-50	4TL1-70
1TL887-5L	2TL11-8	2TL1-56M	2TL62-3	4TL11-50K	4TL1-70E
1TL887-6F	2TL11-82	2TL1-56N	2TL62-5	4TL11-50M	4TL1-70N
1TL887-7	2TL119-12-A03	2TL1-5E	2TL62-7	4TL11-51	4TL1-72
1TL887-7E	2TL119-1-A02	2TL1-5F	2TL62-82	4TL11-550	4TL1-72E
1TL887-7N	2TL119-7-A02	2TL1-5K	2TL69-7	4TL11-558E	4TL1-7E
1TL887-8	2TL1-1A	2TL1-5L	2TL82-10	4TL11-58P	4TL1-7L
1TL889-5	2TL1-1B	2TL1-5M	2TL82-3	4TL11-7	4TL1-8
1TL889-7	2TL1-1D	2TL1-6	2TL84-2R	4TL11-76	4TL187-10A
1TL91-1	2TL1-1E	2TL1-61	2TL84-7R	4TL11-8	4TL187-12
1TL91-3	2TL1-1G	2TL1-61E	2TL863-7	4TL11-82	4TL1-8F
1TL91-4	2TL1-1H	2TL163-7	2TL887-3	4TL11-82G	4TL247-550B
1TL91-7	2TL1-1K	2TL163-70	2TL887-3D	4TL1-1A	4TL250-1L-S
1TL91-8	2TL1-1L	2TL1-6F	2TL887-56	4TL1-1D	4TL250-50K
2TL1-1	2TL1-1N	2TL1-7	2TL887-72	4TL1-1E	4TL32-3D
2TL1-10	2TL1-1P	2TL1-70	2TL887-7E	4TL1-1L	4TL35-3D
2TL1-10A	2TL1-2	2TL1-70E	2TL889-70	4TL1-1M	4TL47-12
2TL1-10B	2TL1-21	2TL1-72	2TL901-3F	4TL1-1N	4TL49-12A
2TL1-10D	2TL1-21E	2TL1-72E	2TL91-3	4TL1-1P	4TL5-1
2TL1-10E	2TL1-21K	2TL1-7E	2TL917	4TL1-2	4TL5-3D
2TL1-10F	2TL124-10	2TL1-7L	2TL91-7	4TL1-21	4TL57-1
2TL1-10J	2TL126-70-A02	2TL1-7N	2TL91-8	4TL1-21F	4TL62-3
2TL1-10K	2TL1-2D	2TL1-8	2TL95-5	4TL1-21K	4TL62-7
2TL1-10L	2TL1-2F	2TL183-10P	3TL32-12A	4TL127-3	4TL66-1L
2TL1-10M	2TL1-2G	2TL1-8F	3TL32-1-3D	4TL1-2D	4TL82-72
2TL1-10N	2TL1-3	2TL204-50	3TL32-2-3D	4TL1-2F	4TL836-3D
2TL1-10P	2TL130-21	2TL204-7	3TL32-3D	4TL1-2G	4TL837-3D
2TL11-1	2TL130-3	2TL205-3D	3TL55-7	4TL1-3	4TL839-3D
2TL11-10	2TL1-31	2TL222-7E	4TL1-1	4TL1-31	4TL84-7R
2TL11-10A	2TL1-31F	2TL256-10A	4TL1-10	4TL1-31K	4TL887-12
2TL11-10L	2TL1-31K	2TL256-3	4TL1-10A	4TL132-12	4TL887-12A
2TL11-10N	2TL133-10	2TL256-3D	4TL1-10E	4TL1-3D	4TL887-2D
2TL11-10P	2TL133-3	2TL256-3G	4TL1-10L	4TL1-3F	4TL887-3D
2TL111-82	2TL1-3D	2TL256-4F	4TL1-10M	4TL1-3G	4TL887-51E
2TL1-12	2TL1-3D USA	2TL256-5F	4TL1-10P	4TL1-4	4TL91-5
2TL11-2	2TL1-3F	2TL262-3D	4TL11-1	4TL141-3D	
2TL11-205	2TL1-3G	2TL28-1	4TL11-10	4TL141-3G	
2TL11-21	2TL1-4	2TL28-7	4TL11-10A	4TL143-3D	
2TL1-12A	2TL141-10N	2TL372-2	4TL11-10B	4TL143-3G	

ADDITIONAL INFORMATION

The following associated literature is available on the Web (sensing.honeywell.com):

- Product installation instructions
- Product range guide
- Product application-specific information
 - Flight deck toggle switches
 - Sensors and switches in front loaders
 - Sensors and switches in mobile cranes
 - Sensors and switches in oil rig applications

WARNING

PERSONAL INJURY

DO NOT USE these products as safety or emergency stop devices or in any other application where failure of the product could result in personal injury.

Failure to comply with these instructions could result in death or serious injury.

WARNING

MISUSE OF DOCUMENTATION

- The information presented in this product sheet is for reference only. Do not use this document as a product installation guide.
- Complete installation, operation, and maintenance information is provided in the instructions supplied with each product.

Failure to comply with these instructions could result in death or serious injury.

WARRANTY/REMEDY

Honeywell warrants goods of its manufacture as being free of defective materials and faulty workmanship. Honeywell's standard product warranty applies unless agreed to otherwise by Honeywell in writing; please refer to your order acknowledgement or consult your local sales office for specific warranty details. If warranted goods are returned to Honeywell during the period of coverage, Honeywell will repair or replace, at its option, without charge those items it finds defective. **The foregoing is buyer's sole remedy and is in lieu of all other warranties, expressed or implied, including those of merchantability and fitness for a particular purpose. In no event shall Honeywell be liable for consequential, special, or indirect damages.**

While we provide application assistance personally, through our literature and the Honeywell website, it is up to the customer to determine the suitability of the product in the application.

Specifications may change without notice. The information we supply is believed to be accurate and reliable as of this printing. However, we assume no responsibility for its use.

Find out more

Honeywell serves its customers through a worldwide network of sales offices, representatives and distributors. For application assistance, current specifications, pricing or name of the nearest Authorized Distributor, contact your local sales office.

To learn more about Honeywell's sensing and control products, call **+1-815-235-6847** or **1-800-537-6945**, visit **sensing.honeywell.com**, or e-mail inquiries to **info.sc@honeywell.com**

Sensing and Control
Honeywell
1985 Douglas Drive North
Golden Valley, MN 55422
honeywell.com

The Honeywell logo is displayed in a bold, red, sans-serif font.



Компания «ЭлектроПласт» предлагает заключение долгосрочных отношений при поставках импортных электронных компонентов на взаимовыгодных условиях!

Наши преимущества:

- Оперативные поставки широкого спектра электронных компонентов отечественного и импортного производства напрямую от производителей и с крупнейших мировых складов;
- Поставка более 17-ти миллионов наименований электронных компонентов;
- Поставка сложных, дефицитных, либо снятых с производства позиций;
- Оперативные сроки поставки под заказ (от 5 рабочих дней);
- Экспресс доставка в любую точку России;
- Техническая поддержка проекта, помощь в подборе аналогов, поставка прототипов;
- Система менеджмента качества сертифицирована по Международному стандарту ISO 9001;
- Лицензия ФСБ на осуществление работ с использованием сведений, составляющих государственную тайну;
- Поставка специализированных компонентов (Xilinx, Altera, Analog Devices, Intersil, Interpoint, Microsemi, Aeroflex, Peregrine, Syfer, Eurofarad, Texas Instrument, Miteq, Cobham, E2V, MA-COM, Hittite, Mini-Circuits, General Dynamics и др.);

Помимо этого, одним из направлений компании «ЭлектроПласт» является направление «Источники питания». Мы предлагаем Вам помощь Конструкторского отдела:

- Подбор оптимального решения, техническое обоснование при выборе компонента;
- Подбор аналогов;
- Консультации по применению компонента;
- Поставка образцов и прототипов;
- Техническая поддержка проекта;
- Защита от снятия компонента с производства.



Как с нами связаться

Телефон: 8 (812) 309 58 32 (многоканальный)

Факс: 8 (812) 320-02-42

Электронная почта: org@eplast1.ru

Адрес: 198099, г. Санкт-Петербург, ул. Калинина, дом 2, корпус 4, литера А.