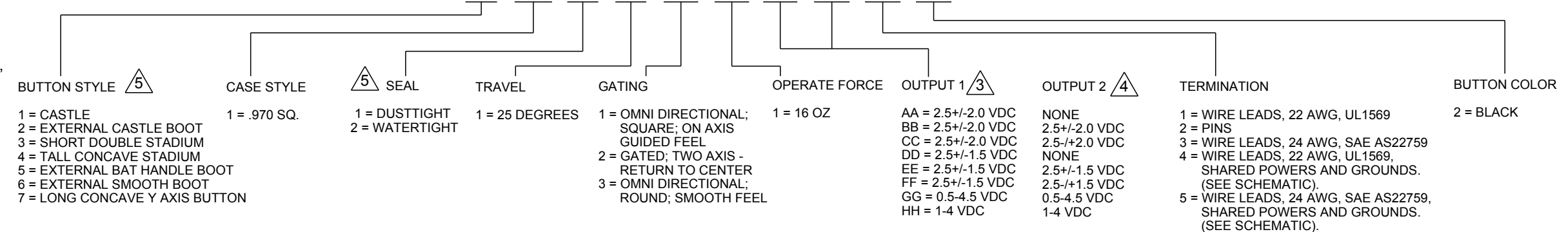


NOTES:

- DRAWING TO BE INTERPRETED IN ACCORDANCE WITH THE CURRENT REVISION OF ASME Y14.5.
- THIS PART/PRODUCT IS TO BE MANUFACTURED WITH THE LATEST APPLICABLE REGULATIONS OF EC DIRECTIVES FOR THE RESTRICTION OF THE USE OF HAZARDOUS SUBSTANCES IN ELECTRICAL AND ELECTRONIC EQUIPMENT (ROHS), WASTE ELECTRICAL AND ELECTRONIC EQUIPMENT (WEEE) AND REGISTRATION, EVALUATION, AUTHORIZATION AND RESTRICTION OF CHEMICALS (REACH).
- OUTPUTS ARE FROM THE CENTER TO THE FULL TRAVEL POSITION IN EACH DIRECTION. OPTIONS "AA", "BB", "CC", "DD", "EE", "FF" PROVIDE INCREASED VOLTAGE IN +X, +Y; AND DECREASING VOLTAGE IN -X, -Y DIRECTION FROM ONE OUTPUT PER AXIS. OPTIONS "GG" AND "HH" PROVIDE INCREASING VOLTAGES. IN ALL DIRECTIONS (+X, +Y, -X, -Y) FROM 2 OUTPUTS PER AXIS.
- OPTIONS "BB" AND "EE" PROVIDE REDUNDANT OUTPUT 2 WHICH DUPLICATES OUTPUT 1. OPTIONS "CC" AND "FF" PROVIDE REDUNDANT OUTPUT 2 WHICH IS INVERSE OF OUTPUT 1.
- SEE PAGE 4 FOR ALTERNATE BUTTON DESIGN. ONLY BUTTON STYLE "2", "5", AND "6" ARE OFFERED WITH A WATERTIGHT PANEL SEAL.
- MARKING TO INCLUDE: "OTTO" P/N & DATE CODE "YYWW".

# HTL4-



REV	OCN #	DATE	APR
A	034205	10 OCT 06	LBG
B	034752	16 NOV 06	LBG
C	035067	06 DEC 06	LBG
D	036344	06 MAR 07	LBG
E	036978	20 APR 07	LBG
F	041177	25 JAN 08	LBG
G	041250	30 JAN 08	LBG
H	041618	19 FEB 08	LBG
J	045291	23 SEP 08	LBG
K	045737	16 OCT 08	LBG
L	046891	19 JAN 09	LBG
M	049665	22 JUN 09	LBG
N	055105	16 APR 10	LBG
P	056569	20 JUL 10	LBG
R	061838	20 JUN 11	MRM
T	063013	19 SEP 11	MRM
U	063582	28 OCT 11	KLW
V	070736	31 MAY 13	DCF
W	071505	08 AUG 13	DCF

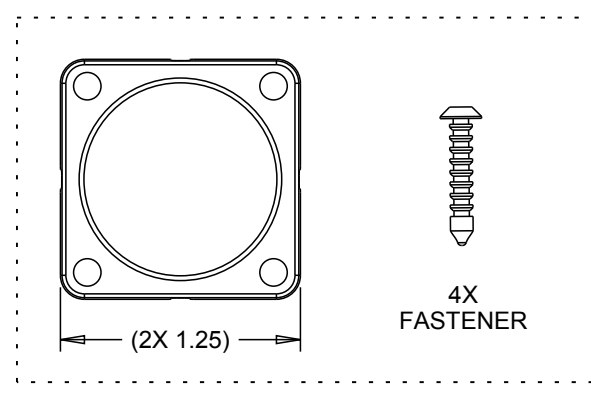
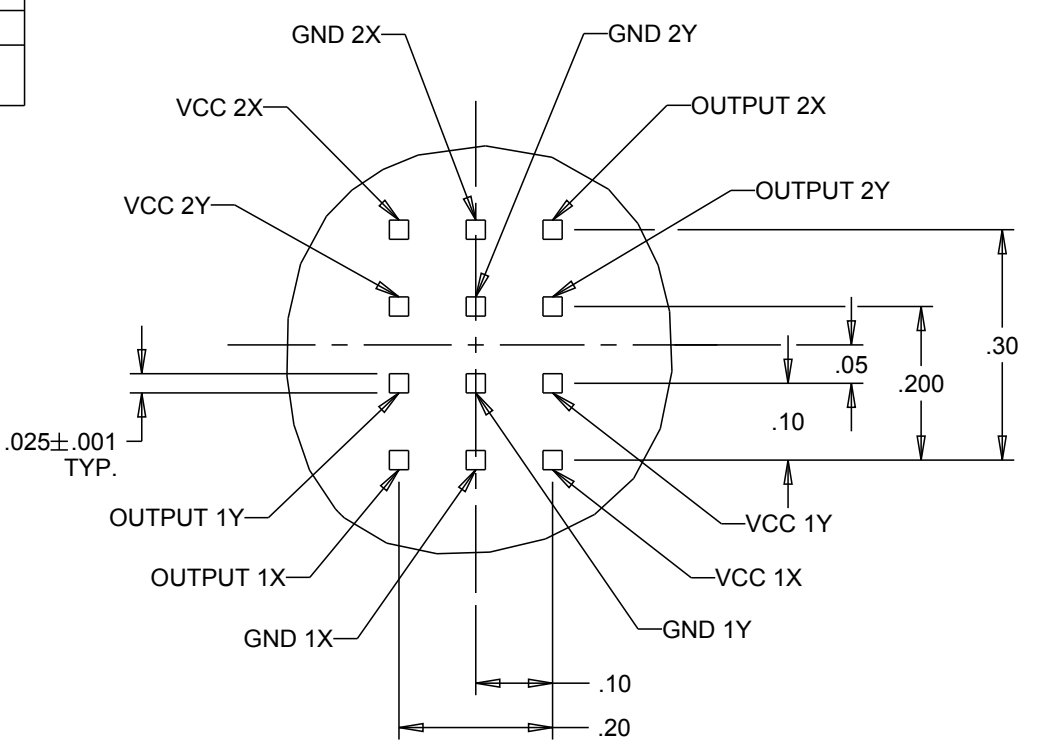
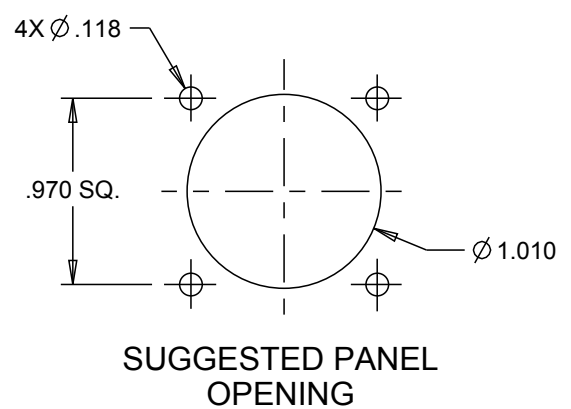
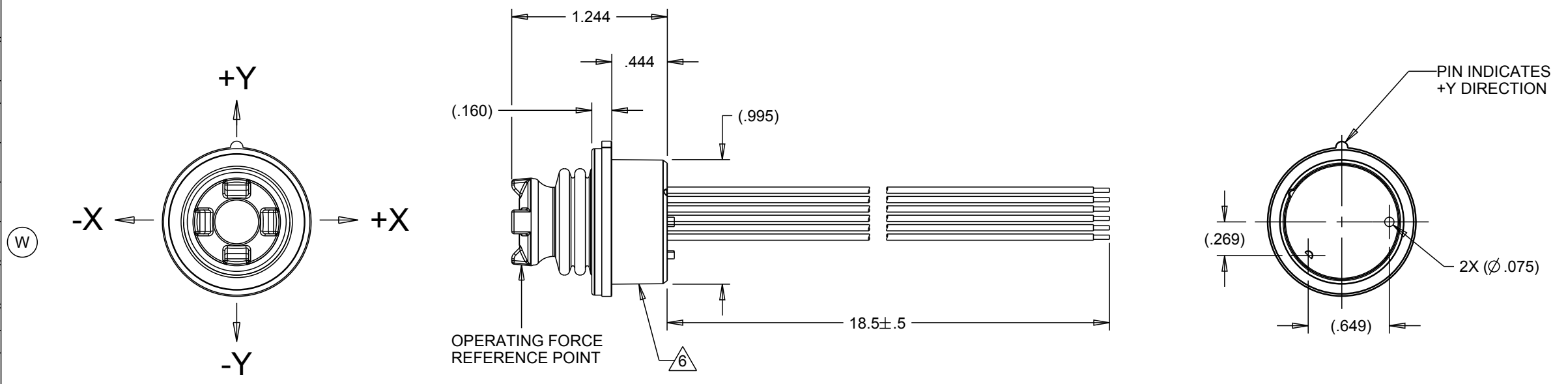
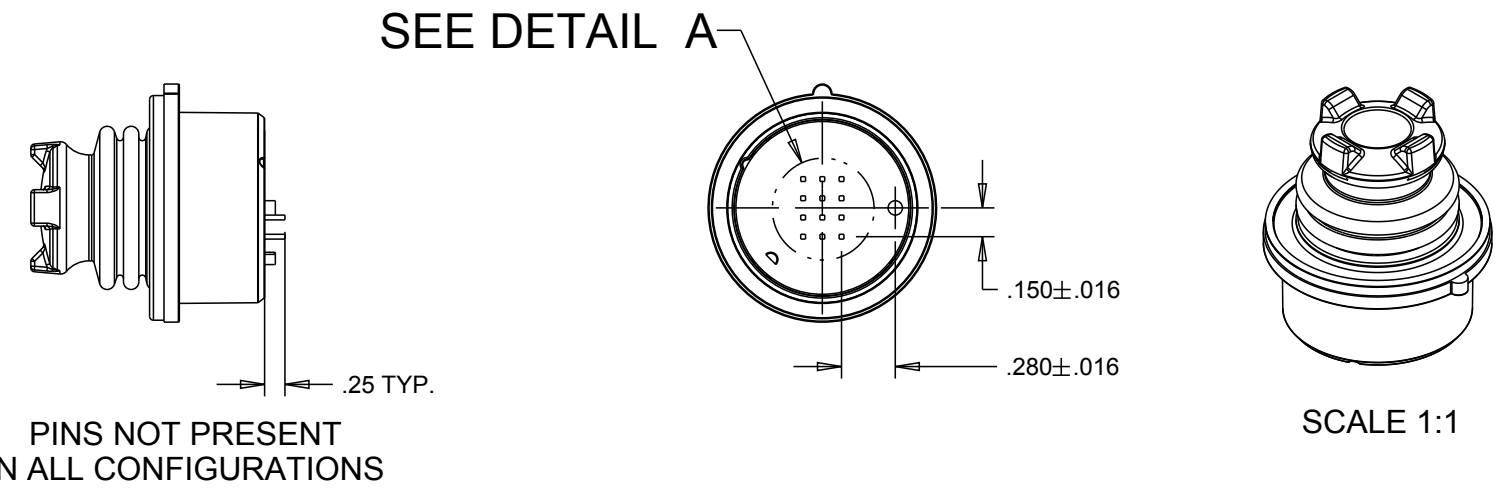
## PRODUCT SPECIFICATIONS

ELECTRICAL:				
RATED AT V <sub>cc</sub> = 5V @ 20°C LOAD = 1ma (4.7KΩ)	UNITS	MIN	TYP	MAX
SUPPLY VOLTAGE, V <sub>cc</sub>	VDC	4.50	5.00	5.50
OUTPUT VOLTAGE TOLERANCE AT CENTER (SEE APPROPRIATE GRAPH FOR OUTPUT VALUES)	VDC @5V V <sub>cc</sub>	-25	NA	+25
OUTPUT VOLTAGE TOLERANCE FULL TRAVEL (SEE APPROPRIATE GRAPH FOR OUTPUT VALUES)	VDC @5V V <sub>cc</sub>	-25	NA	+25
SUPPLY CURRENT PER SENSOR B=0, V <sub>cc</sub> =5V, I <sub>out</sub> =0	mA	NA	NA	10.00
OUTPUT SOURCE CURRENT LIMIT B=-X*, V <sub>o</sub> =0	mA	-1.00	NA	1.00

MECHANICAL:				
MECHANICAL LIFE ALL DIRECTIONS	1,000,000 CYCLES			
TRAVEL ANGLE	DEGREES	23	25	27
OPERATING FORCE (W/BOOT) AT TOP OF BUTTON, @ 20°C	OZ	NA	16	20
MAX. ALLOWABLE VERTICAL FORCE ON BUTTON	LBS	NA	NA	25
MAX. ALLOWABLE RADIAL FORCE ON BUTTON	LBS	NA	NA	25
MAX. ALLOWABLE TORQUE ON BUTTON ABOUT SHAFT AXIS	IN-LBS	NA	NA	5.5

ENVIRONMENTAL:				
OPERATING TEMPERATURE	°C	-40	20	85
ELECTRONICS SEAL INTEGRITY	WATERTIGHT PER IP68S, 1 METER			
EMI/RFI WITHSTAND	PER SAE J1113 CONTACT FACTORY FOR DETAILS			

MATERIAL:	
BOOT	ELASTOMER, BLACK
BUTTON	THERMOPLASTIC, BLACK
CASE	THERMOPLASTIC, BLACK
FLANGE	THERMOPLASTIC, BLACK
HARDWARE	4X ITW FASTEX PANEL FASTENER P/N 36030002, OR EQUIVALENT



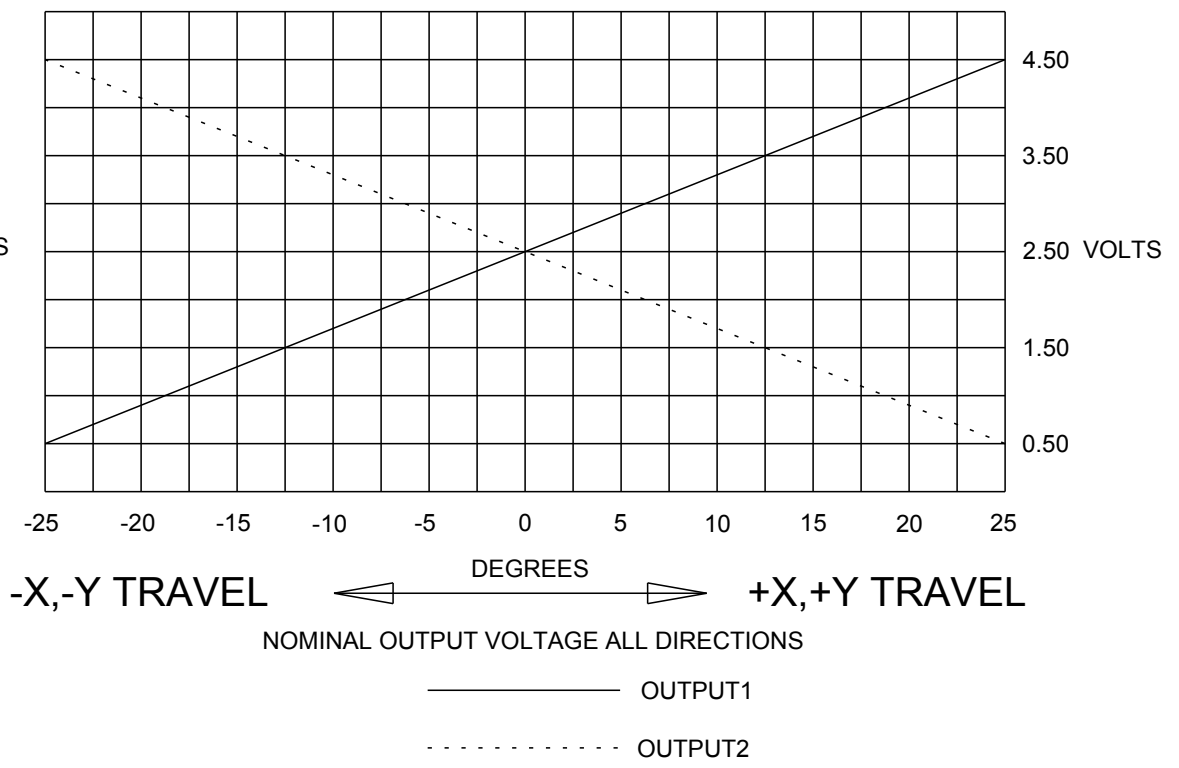
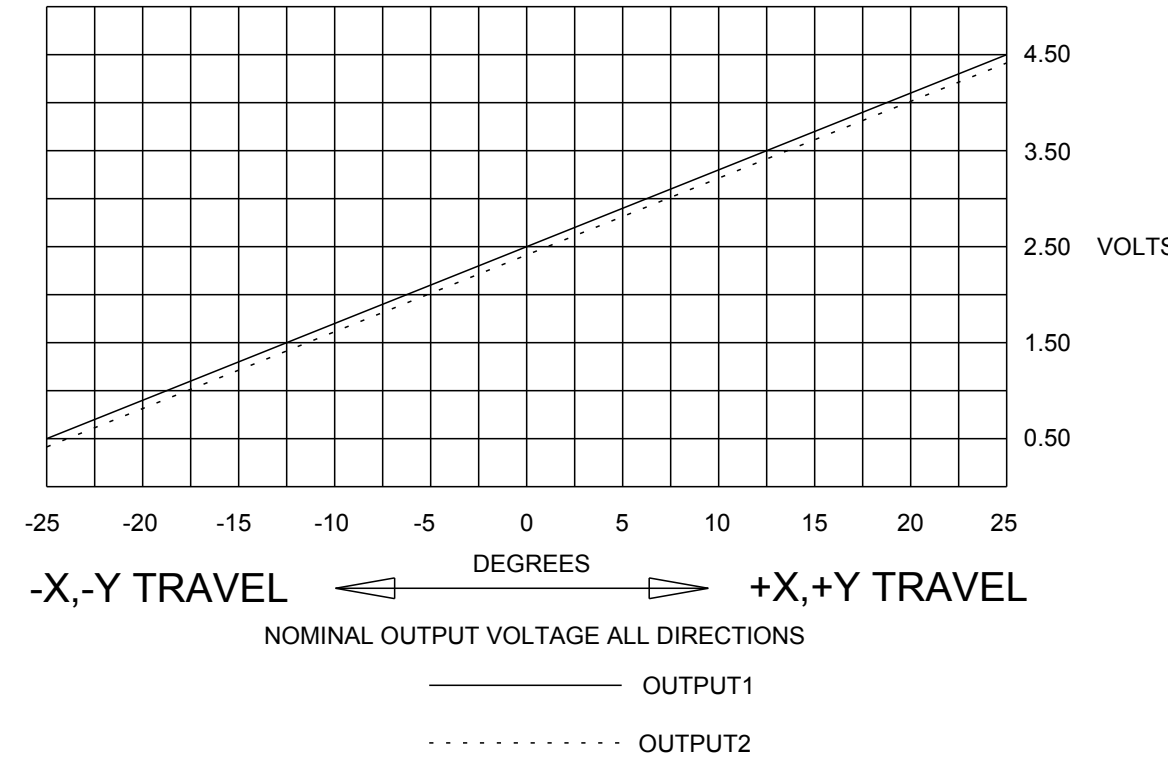
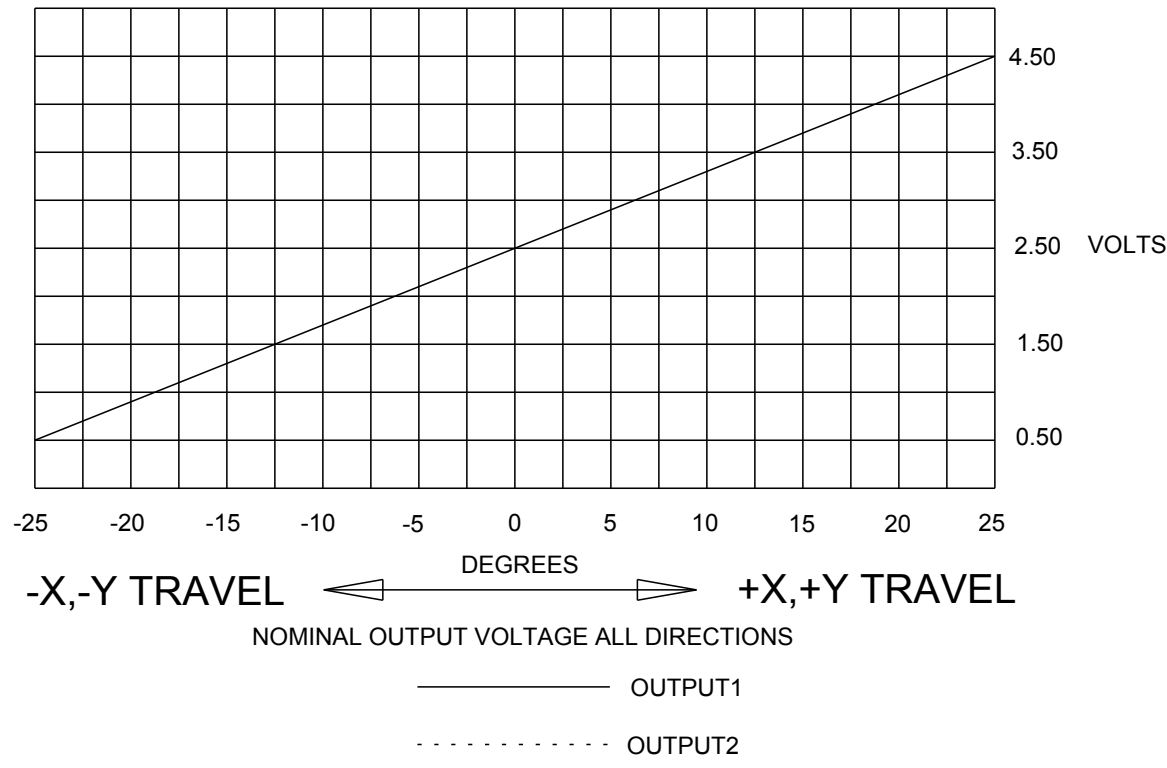
UNLESS OTHERWISE SPECIFIED: DIMENSIONS ARE IN INCHES. TOLERANCES: .XX ±.03 .XXX ±.010 ANGLES ±2° DO NOT SCALE	CARPENTERSVILLE, ILLINOIS USA	DESCRIPTION			
		HTL4, LINEAR HALL EFFECT 4-WAY TOGGLE			
DRWN. JLW CHKD. MRM APPD. AH	SIZE C FSCM NO 21649	DRAWING NO. HTL4-	REV. W	Scale 1:1	Sheet 1 OF 5

THIS DOCUMENT IS THE CONFIDENTIAL PROPERTY OF OTTO ENGINEERING, INC. IT IS NOT TO BE USED IN ANY WAY DETRIMENTAL TO THE INTERESTS OF OTTO ENGINEERING, INC.

### OPTION AA

### OPTION BB

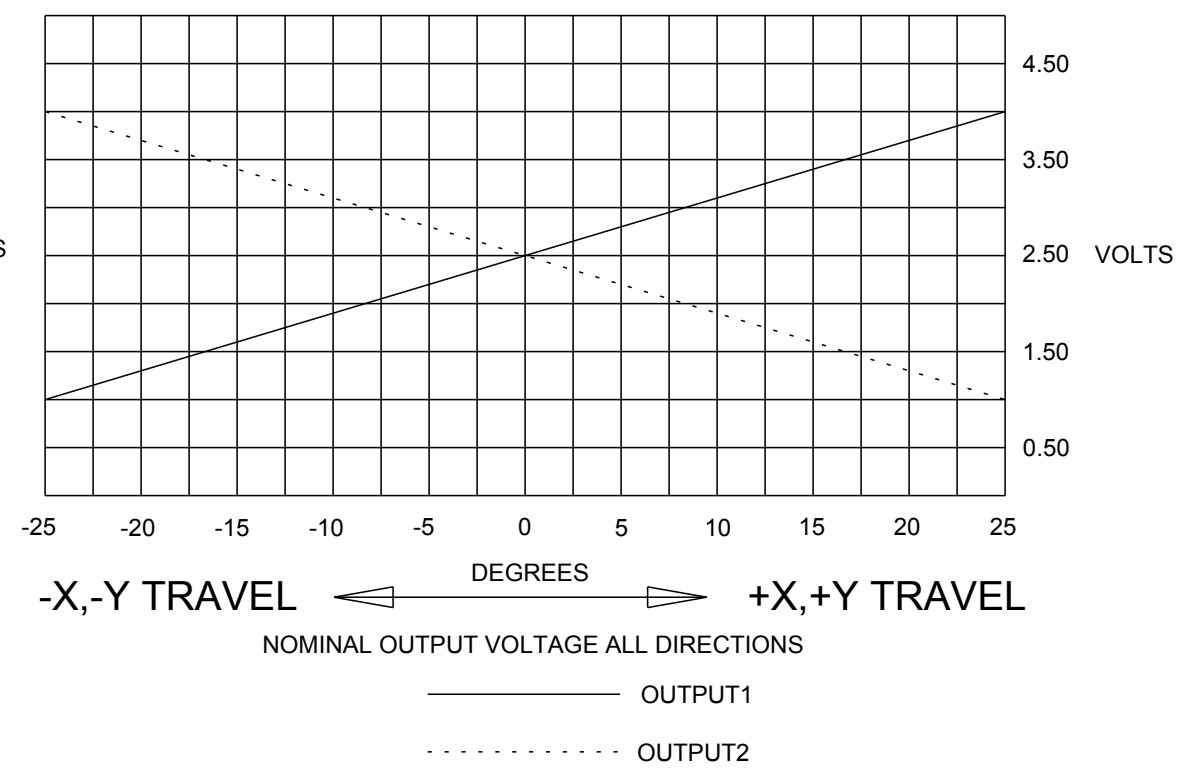
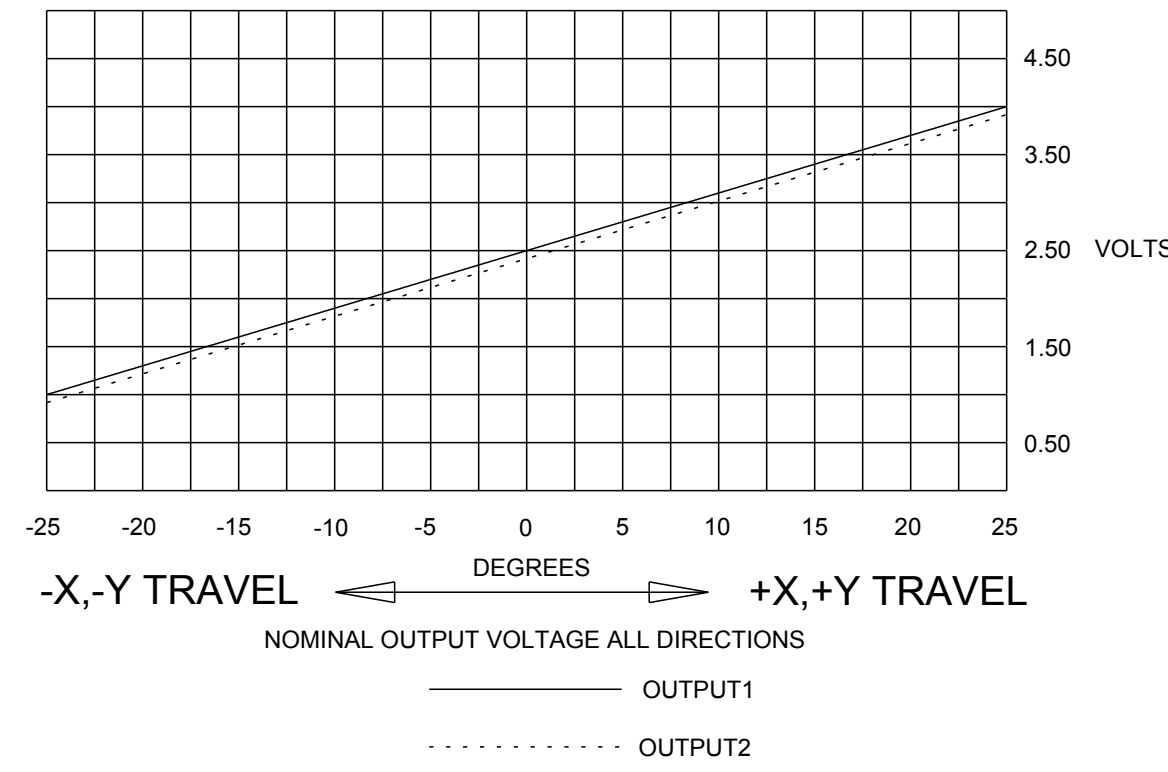
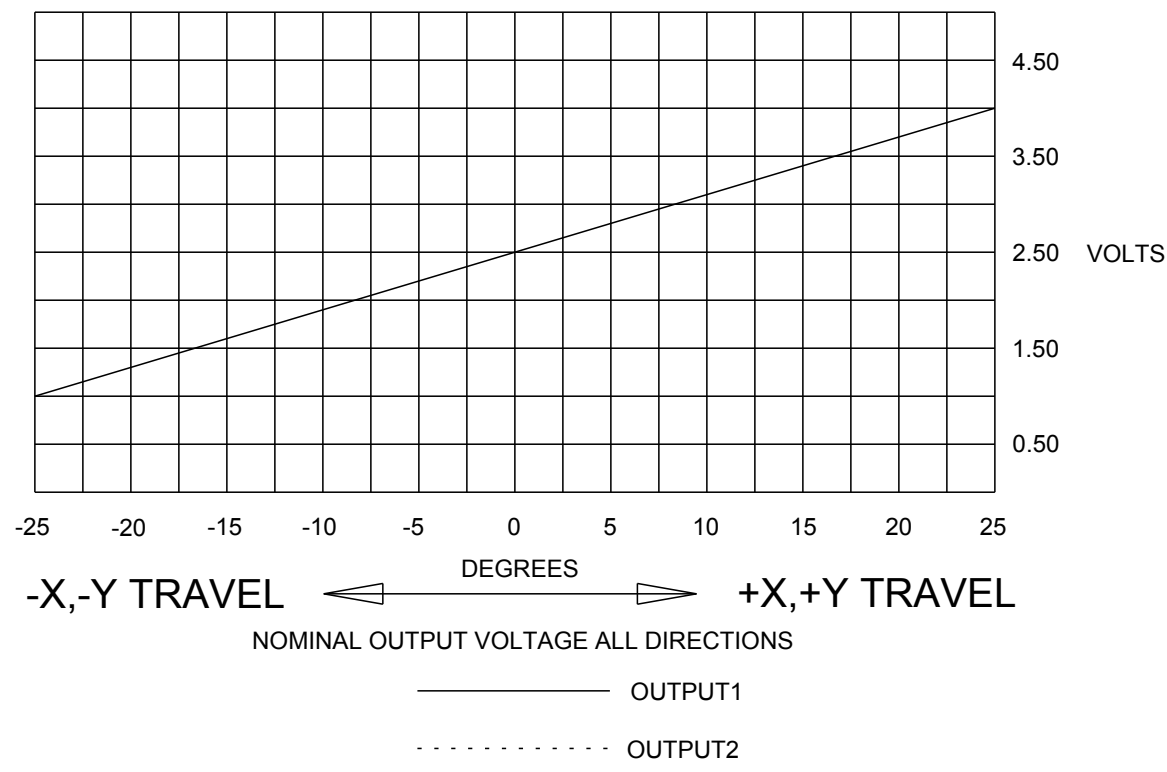
### OPTION CC



### OPTION DD

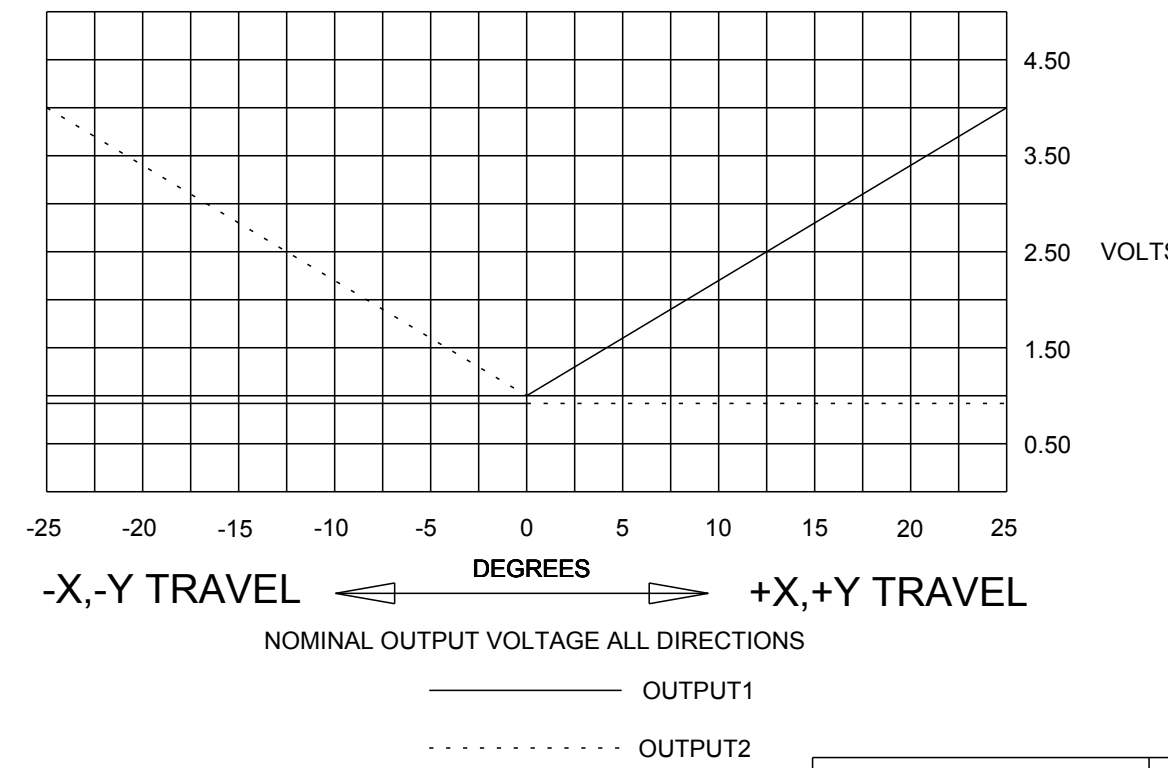
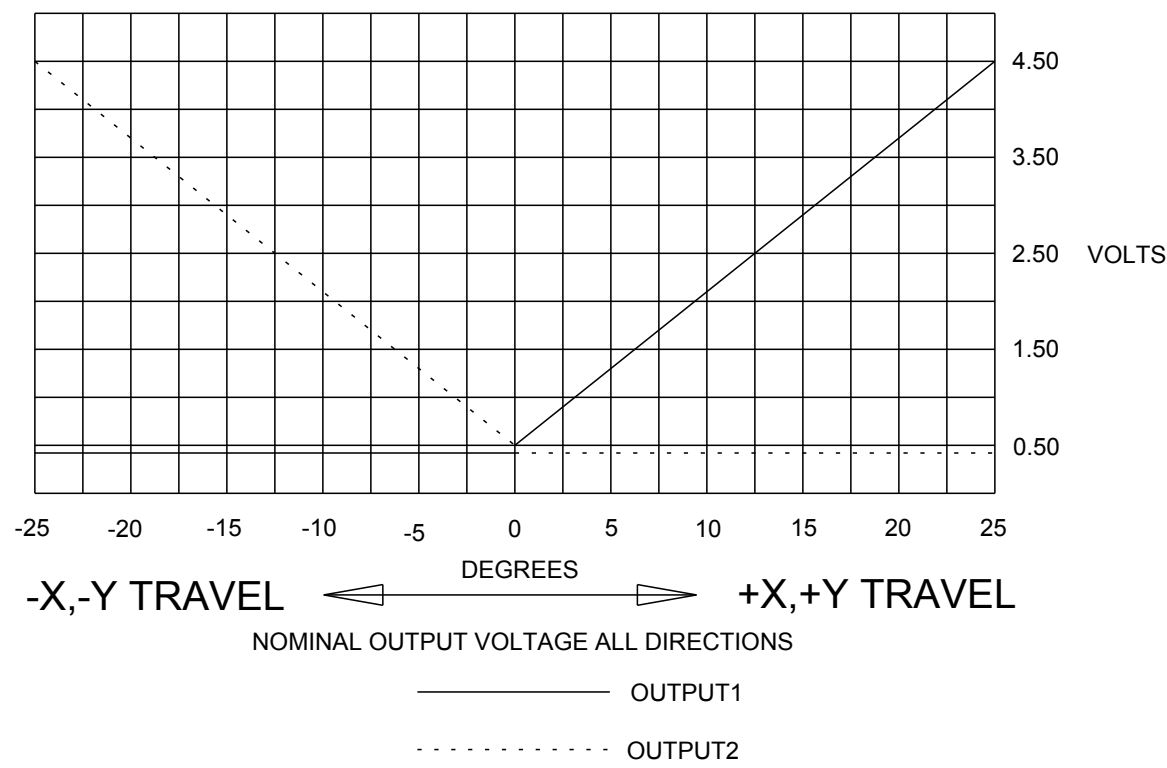
### OPTION EE

### OPTION FF



### OPTION GG

### OPTION HH

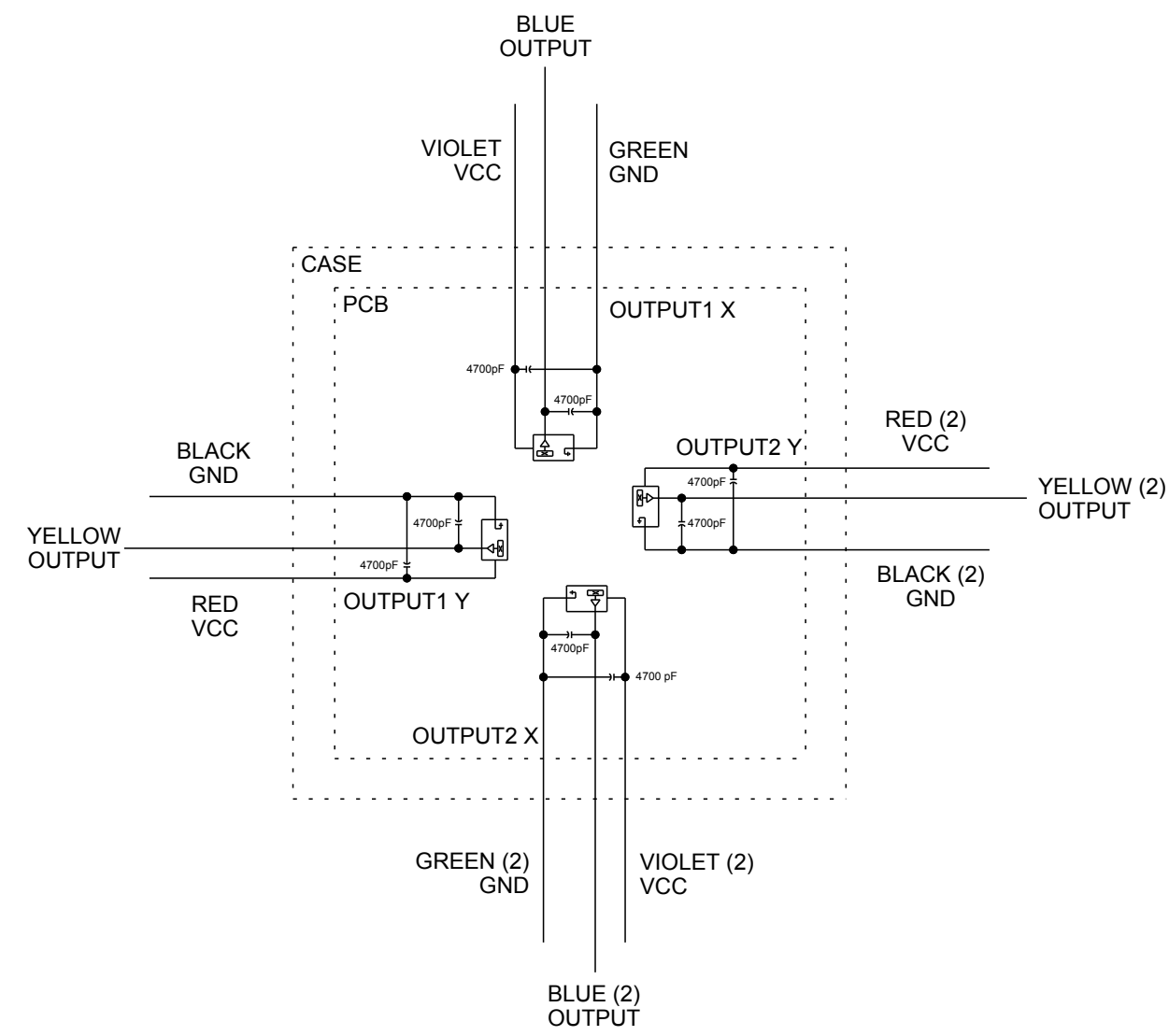


UNLESS OTHERWISE SPECIFIED  
DIMENSIONS ARE IN INCHES.  
TOLERANCES ARE AS LISTED.  
MUST BE FREE FROM BURRS  
AND SHARP EDGES

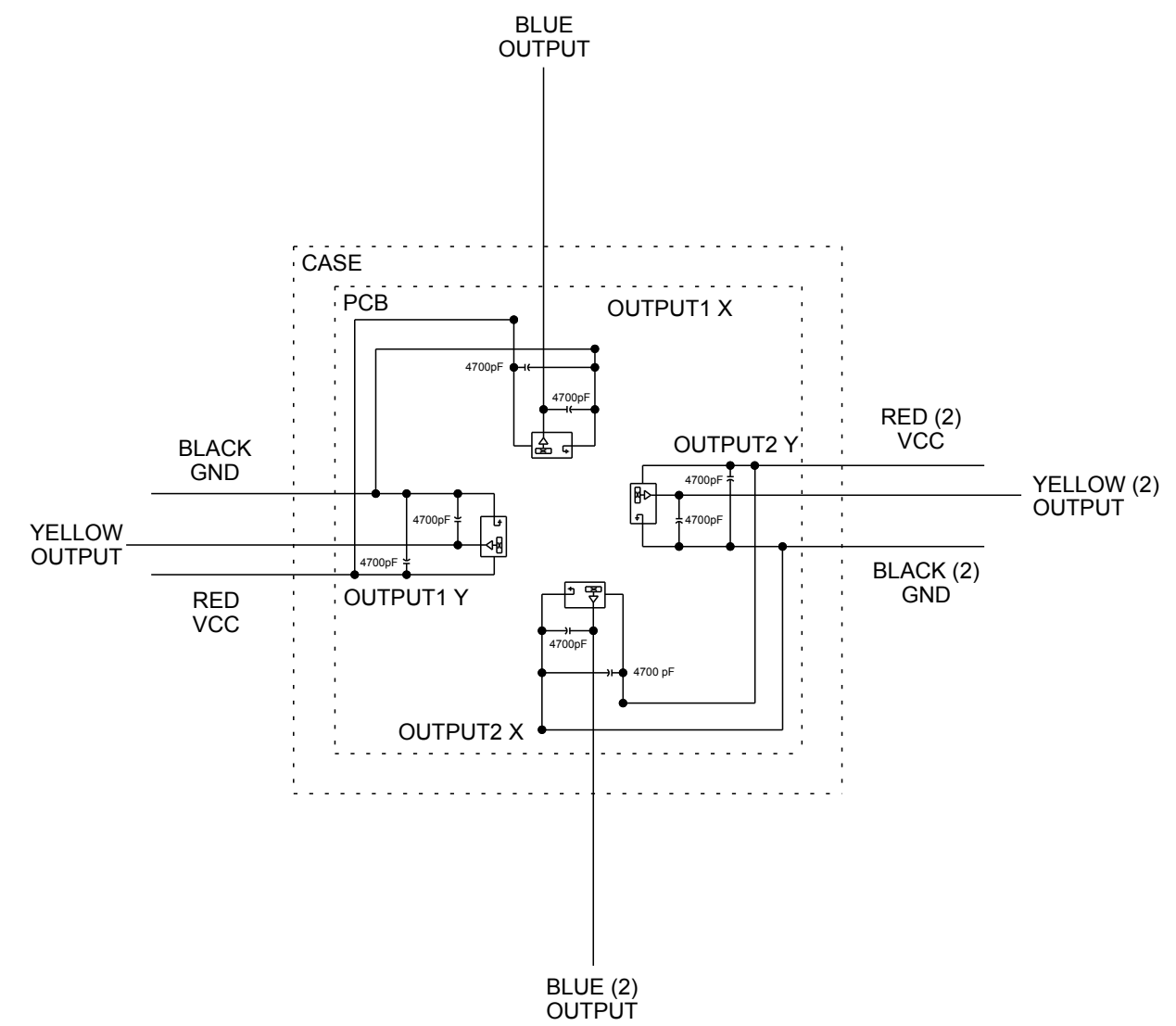
TOLERANCES  
.XX ±.03  
.XXX ±.010  
ANGLES ±2°  
DO NOT SCALE DRAWING

THIS DOCUMENT IS THE CONFIDENTIAL  
PROPERTY OF OTTO ENGINEERING, INC..  
IT IS NOT TO BE USED IN ANY WAY  
DETRIMENTAL TO THE INTERESTS  
OF OTTO ENGINEERING, INC.

DRWN. JLW	SIZE C	FSCM NO. 21649	DRAWING NO. HTL4-	REV. W
CHKD. MRM				
APPD. AH				
WT.	THIRD ANGLE PROJECTION	Scale 1:1	Sheet 2 OF 5	



TERMINATION STYLE 1, 2, AND 3

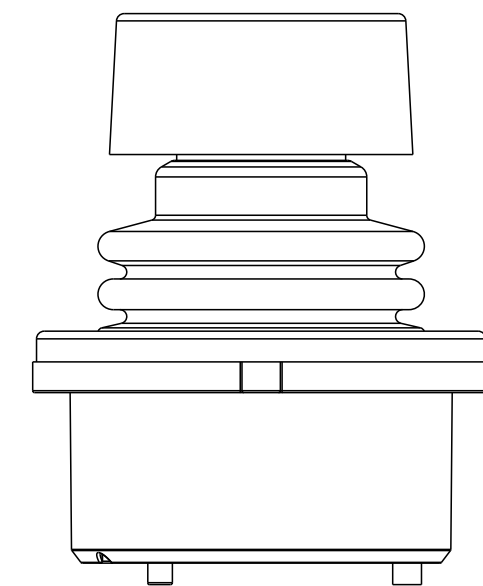


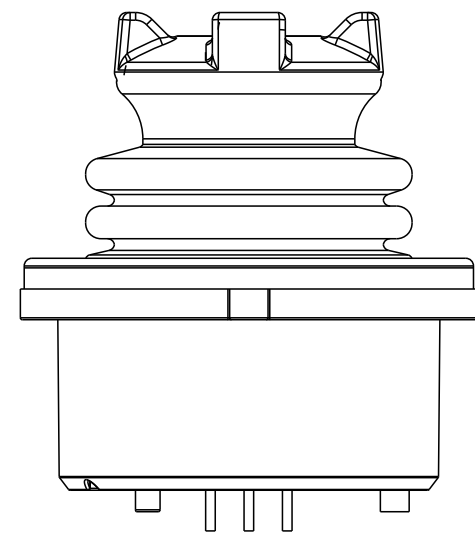
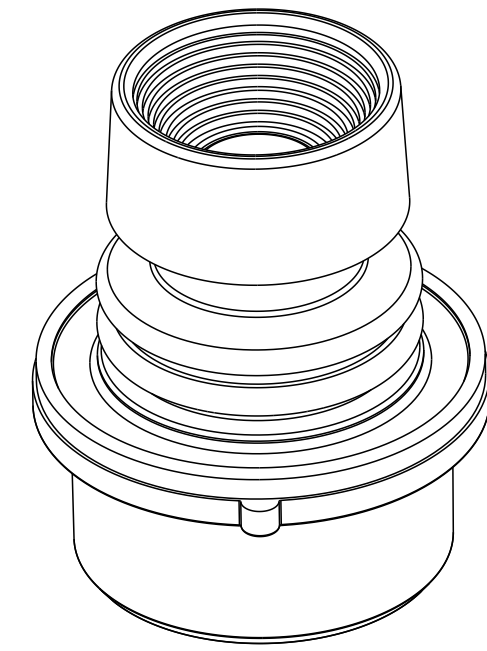
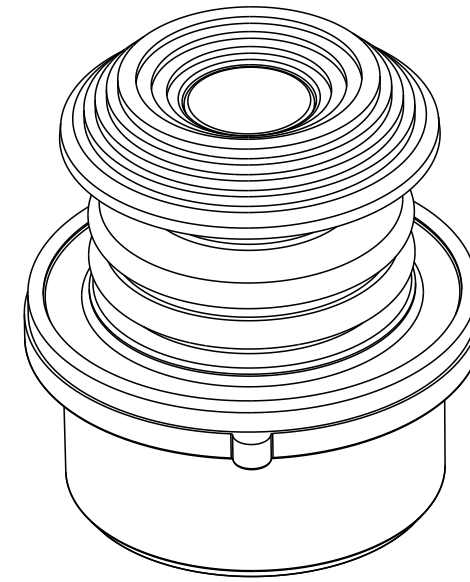
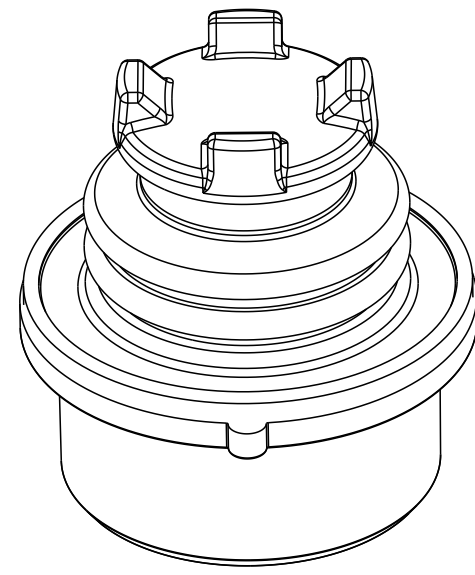
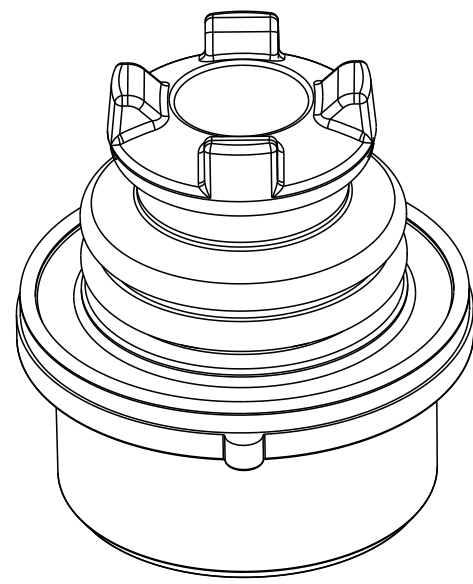


TERMINATION STYLE 4 AND 5

ALL WIRES NOT PRESENT  
IN ALL CONFIGURATIONS

OUTPUT2 NOT PRESENT  
IN ALL CONFIGURATIONS

UNLESS OTHERWISE SPECIFIED DIMENSIONS ARE IN INCHES. TOLERANCES ARE AS LISTED. MUST BE FREE FROM BURRS AND SHARP EDGES	TOLERANCES	THIS DOCUMENT IS THE CONFIDENTIAL PROPERTY OF OTTO ENGINEERING, INC.. IT IS NOT TO BE USED IN ANY WAY DETRIMENTAL TO THE INTERESTS OF OTTO ENGINEERING, INC..	DRWN. JLW	SIZE	FSCM NO	DRAWING NO.	REV.
	.XX ±.03 .XXX ±.010 ANGLES ±2° DO NOT SCALE DRAWING		CHKD. DCF APPD. AH	C	21649	HTL4-	W
THIRD ANGLE PROJECTION						Scale 1:1	Sheet 3 OF 5



BUTTON STYLE 1  
(CASTLE)

BUTTON STYLE 2  
(EXTERNAL CASTLE BOOT)

BUTTON STYLE 3  
(SHORT DOUBLE STADIUM)

BUTTON STYLE 4  
(TALL CONCAVE STADIUM)

BUTTON STYLE CONFIGURATION

UNLESS OTHERWISE SPECIFIED  
DIMENSIONS ARE IN INCHES.  
TOLERANCES ARE AS LISTED.  
MUST BE FREE FROM BURRS  
AND SHARP EDGES

TOLERANCES  
.XX ±.03  
.XXX ±.010  
ANGLES ±2°  
DO NOT SCALE DRAWING

THIS DOCUMENT IS THE CONFIDENTIAL  
PROPERTY OF OTTO ENGINEERING, INC..  
IT IS NOT TO BE USED IN ANY WAY  
DETRIMENTAL TO THE INTERESTS  
OF OTTO ENGINEERING, INC.

DRWN. JLW  
CHKD. DCF  
APPD. AH  
WT.

SIZE  
C

FSCM NO  
21649

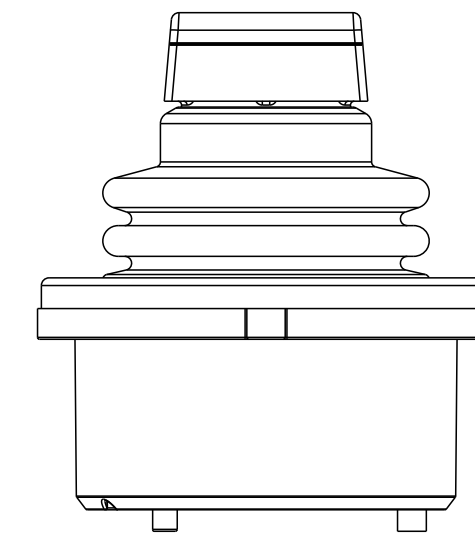
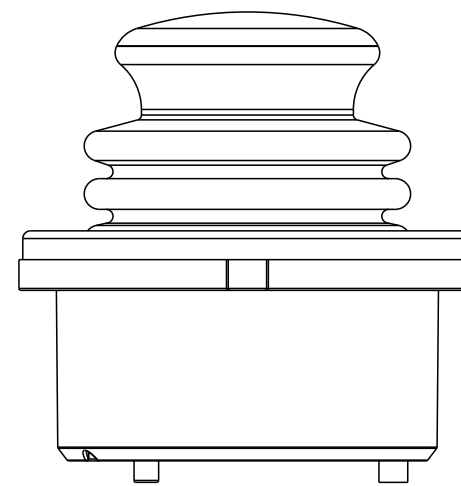

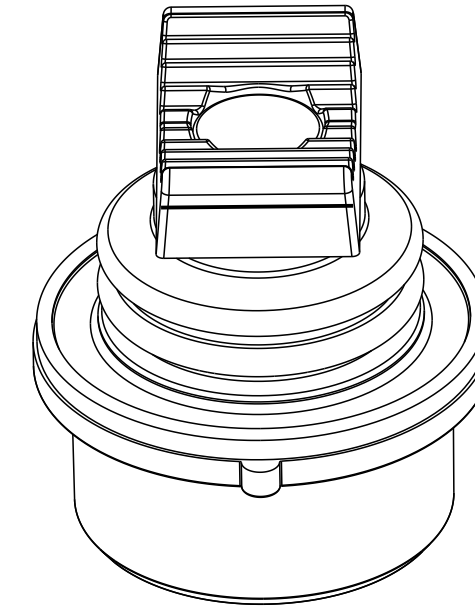
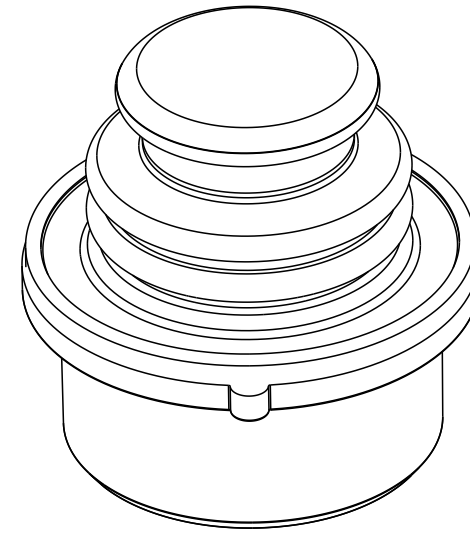
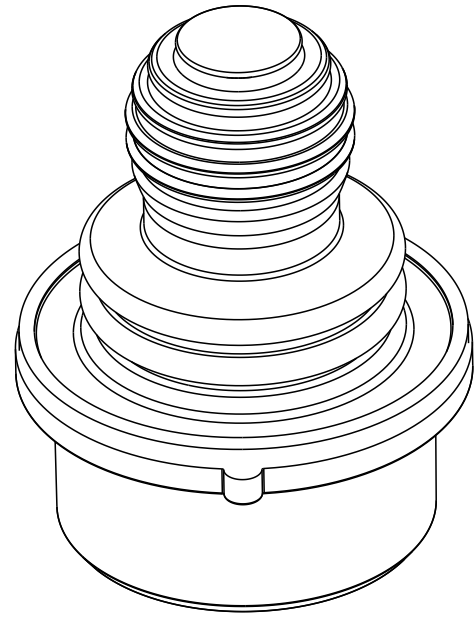
DRAWING NO.  
HTL4-

REV.  
W

THIRD ANGLE  
PROJECTION

Scale 1:1

Sheet 4 OF 5



BUTTON STYLE 5  
(EXTERNAL BAT  
HANDLE BOOT)

BUTTON STYLE 6  
(EXTERNAL SMOOTH BOOT)

BUTTON STYLE 7  
(LONG CONCAVE Y AXIS BUTTON)

BUTTON STYLE CONFIGURATION

UNLESS OTHERWISE SPECIFIED DIMENSIONS ARE IN INCHES. TOLERANCES ARE AS LISTED. MUST BE FREE FROM BURRS AND SHARP EDGES	TOLERANCES	THIS DOCUMENT IS THE CONFIDENTIAL PROPERTY OF OTTO ENGINEERING, INC.. IT IS NOT TO BE USED IN ANY WAY DETRIMENTAL TO THE INTERESTS OF OTTO ENGINEERING, INC..	DRWN. JLW	SIZE	FSCM NO	DRAWING NO.	REV.
	.XX ±.03 .XXX ±.010 ANGLES ±2° DO NOT SCALE DRAWING		CHKD. DCF APPD. AH WT.	C	21649	HTL4-	W
			THIRD ANGLE PROJECTION		Scale 1:1	Sheet 5 OF 5	



Компания «ЭлектроПласт» предлагает заключение долгосрочных отношений при поставках импортных электронных компонентов на взаимовыгодных условиях!

Наши преимущества:

- Оперативные поставки широкого спектра электронных компонентов отечественного и импортного производства напрямую от производителей и с крупнейших мировых складов;
- Поставка более 17-ти миллионов наименований электронных компонентов;
- Поставка сложных, дефицитных, либо снятых с производства позиций;
- Оперативные сроки поставки под заказ (от 5 рабочих дней);
- Экспресс доставка в любую точку России;
- Техническая поддержка проекта, помощь в подборе аналогов, поставка прототипов;
- Система менеджмента качества сертифицирована по Международному стандарту ISO 9001;
- Лицензия ФСБ на осуществление работ с использованием сведений, составляющих государственную тайну;
- Поставка специализированных компонентов (Xilinx, Altera, Analog Devices, Intersil, Interpoint, Microsemi, Aeroflex, Peregrine, Syfer, Eurofarad, Texas Instrument, Miteq, Cobham, E2V, MA-COM, Hittite, Mini-Circuits, General Dynamics и др.);

Помимо этого, одним из направлений компании «ЭлектроПласт» является направление «Источники питания». Мы предлагаем Вам помощь Конструкторского отдела:

- Подбор оптимального решения, техническое обоснование при выборе компонента;
- Подбор аналогов;
- Консультации по применению компонента;
- Поставка образцов и прототипов;
- Техническая поддержка проекта;
- Защита от снятия компонента с производства.



#### Как с нами связаться

**Телефон:** 8 (812) 309 58 32 (многоканальный)

**Факс:** 8 (812) 320-02-42

**Электронная почта:** [org@eplast1.ru](mailto:org@eplast1.ru)

**Адрес:** 198099, г. Санкт-Петербург, ул. Калинина, дом 2, корпус 4, литера А.