



Quick Reference Guide Gemini Series Switches

The TE Connectivity extensive Gemini A and Gemini AE Series offer one and two poles with multi-circuit configurations, including: momentary function, locking toggle to avoid unwanted switching as well as bat and flat toggles in different lengths. The Gemini AE Series meets IP67 requirements. Terminals are epoxy sealed to prevent the entry of flux, solvent and other contaminants. Gemini A & Gemini AE Switches are available with solder lug, PC, wire wrap, vertical, bracketed and angle-mount PC terminal choices.

The Gemini series offers engineers many different combinations of toggle or rocker switches for their applications.

FEATURES

Toggles

- Gold, gold over silver or silver contacts
- Epoxy sealed terminals
- Stainless steel frame with brass tin plated solder support
- Hardware included
- Boot seals available
- AE meets IP67 requirements

Rockers

- Multiple actuator colors available
- G and Q contacts UL recognition
- AE meets IP67 requirements

APPLICATIONS

These devices are well suited for designs requiring human interface via toggle or rocker-style switch, including:

- Industrial equipment
- Audio-visual equipment
- Outdoor concert and lighting equipment
- Medical
- Instrumentation
- Communication equipment

Typical Performance Characteristics

Contact Configuration : 1, 2, 3, and 4 pole
Contact Timing : Break before make
Contact Rating Max. :
 Gold : 0.4VA @20V AC or DC
 Gold over Silver : 5A @ 125VAC or 28VDC resistive
 0.4VA @ 20V AC or DC or
 2A @ 250VAC resistive
 Silver : 5A @ 125VAC or 28VDC resistive
Electrical Life : 6000 cycles
Contact Resistance, Initial : 10 mOhms max. at 2-4 VDC 100 mA
Insulation Resistance : 1,000 MOhms
Dielectric Strength : 1,000 Vrms @ sea level
Actuator Travel : 22° for D and E function
 18° for F and G function




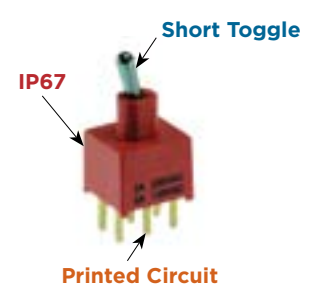


Environmental Specification

Operating Temperature : -30 to +85°C
Storage Temperature : -30 to +85°C
Solder Heat Resistance : Wave solder capable to 265°C
Terminal Seal : Single pole: epoxy

Material Specifications

Contacts :
 Contacts B : Copper alloy finish gold over nickel
 Contacts G : Copper alloy finish gold over silver
 Contacts Q : Copper alloy finish silver
Actuator : Brass alloy finish nickel
Terminals :
 Contacts B : Copper alloy finish gold over nickel
 Contacts G : Copper alloy finish gold over silver
 Contacts Q : Copper alloy finish silver

Case : Thermoplastic
Bushing : Brass alloy finish nickel
Internal Actuator : Phenolic
Spring : Music wire
Support Bracket : Brass tin plated
Seal : Epoxy

| | |
|--|--|
| <p>Gemini A</p>  <p>Flat Toggle</p> <p>Wire Lug</p>  <p>Vertical Right Angle</p>  <p>Standard Paddle</p> <p>Snap-in</p> <p>Beveled Frame</p> | <p>Gemini AE</p>  <p>Short Toggle</p> <p>IP67</p> <p>Printed Circuit</p>  <p>Standard Toggle</p> <p>Right Angle</p>  <p>Large Rocker</p> <p>Vertical Support</p> |
| <p>Color code:</p> <p>Terminal Actuator Ingress Protection Other Features</p> | |

Gemini A Toggle Product Key

Typical Product Key **A** **1** **01** **P3** **Z** **Q** **04**

| | | | | | | | | | | | | | | | |
|--|--|---|----------------------|--|---|---|---|-------------------------------------|--|--|--|------------------------|--|----------------|--|
| Type | | A Gemini A Series Toggles | | | | | | | | | | | | | |
| Number of Poles | | 1 Single pole | 2 Double pole | | | | | | | | | | | | |
| Function | | <table border="0"> <tr> <td>01 ON-ON</td> <td>07 ON-OFF-(ON)</td> <td>11 ON-ON-ON</td> </tr> <tr> <td>03 ON-OFF-ON</td> <td>08 ON-(ON)</td> <td>13 ON-ON-(ON)</td> </tr> <tr> <td>05 (ON)-OFF-(ON)</td> <td></td> <td>15 (ON)-ON-(ON)</td> </tr> </table> | | 01 ON-ON | 07 ON-OFF-(ON) | 11 ON-ON-ON | 03 ON-OFF-ON | 08 ON-(ON) | 13 ON-ON-(ON) | 05 (ON)-OFF-(ON) | | 15 (ON)-ON-(ON) | | | |
| 01 ON-ON | 07 ON-OFF-(ON) | 11 ON-ON-ON | | | | | | | | | | | | | |
| 03 ON-OFF-ON | 08 ON-(ON) | 13 ON-ON-(ON) | | | | | | | | | | | | | |
| 05 (ON)-OFF-(ON) | | 15 (ON)-ON-(ON) | | | | | | | | | | | | | |
| Toggles | | <table border="0"> <tr> <td>S Bat long</td> <td>M Bat short</td> <td>T Large toggle & bushing (15/32)</td> <td>L1 Lever</td> </tr> <tr> <td>K Locking</td> <td>P3 Flatted (with bushing code Y only)</td> <td>T1 Large toggle & bushing (15/32)</td> <td>L2 Lever</td> </tr> <tr> <td>K1 Locking</td> <td></td> <td>L Lever</td> <td></td> </tr> </table> | | S Bat long | M Bat short | T Large toggle & bushing (15/32) | L1 Lever | K Locking | P3 Flatted (with bushing code Y only) | T1 Large toggle & bushing (15/32) | L2 Lever | K1 Locking | | L Lever | |
| S Bat long | M Bat short | T Large toggle & bushing (15/32) | L1 Lever | | | | | | | | | | | | |
| K Locking | P3 Flatted (with bushing code Y only) | T1 Large toggle & bushing (15/32) | L2 Lever | | | | | | | | | | | | |
| K1 Locking | | L Lever | | | | | | | | | | | | | |
| Bushing | | <table border="0"> <tr> <td>blank Toggles K1 & P3: 1/4-40 threaded .35 (8.9) long</td> <td>D 1/4-40 threaded .28 (7.1) long</td> <td>Y 1/4-40 threaded .35 (8.9) long</td> </tr> <tr> <td>Toggles K, T, T1: unthreaded .28 (7.1) long</td> <td>D9 unthreaded .28 (7.1) long</td> <td>Y9 unthreaded .35 (8.9) long</td> </tr> <tr> <td>CW 1/4-40 threaded .37 (9.4) long, environmental seals (toggles codes S & M only)</td> <td>H 1/4-40 threaded .3 (7.6) long</td> <td></td> </tr> </table> | | blank Toggles K1 & P3: 1/4-40 threaded .35 (8.9) long | D 1/4-40 threaded .28 (7.1) long | Y 1/4-40 threaded .35 (8.9) long | Toggles K, T, T1: unthreaded .28 (7.1) long | D9 unthreaded .28 (7.1) long | Y9 unthreaded .35 (8.9) long | CW 1/4-40 threaded .37 (9.4) long, environmental seals (toggles codes S & M only) | H 1/4-40 threaded .3 (7.6) long | | | | |
| blank Toggles K1 & P3: 1/4-40 threaded .35 (8.9) long | D 1/4-40 threaded .28 (7.1) long | Y 1/4-40 threaded .35 (8.9) long | | | | | | | | | | | | | |
| Toggles K, T, T1: unthreaded .28 (7.1) long | D9 unthreaded .28 (7.1) long | Y9 unthreaded .35 (8.9) long | | | | | | | | | | | | | |
| CW 1/4-40 threaded .37 (9.4) long, environmental seals (toggles codes S & M only) | H 1/4-40 threaded .3 (7.6) long | | | | | | | | | | | | | | |
| Terminations | | <table border="0"> <tr> <td>A Right angle</td> <td>C Printed circuit</td> <td>V40 Vertical support</td> <td>W4 Wire wrap</td> </tr> <tr> <td>AV2 Vertical right angle</td> <td>V30 Vertical support</td> <td>W Wire wrap</td> <td>Z Wire lug</td> </tr> </table> | | A Right angle | C Printed circuit | V40 Vertical support | W4 Wire wrap | AV2 Vertical right angle | V30 Vertical support | W Wire wrap | Z Wire lug | | | | |
| A Right angle | C Printed circuit | V40 Vertical support | W4 Wire wrap | | | | | | | | | | | | |
| AV2 Vertical right angle | V30 Vertical support | W Wire wrap | Z Wire lug | | | | | | | | | | | | |
| Contacts | | <table border="0"> <tr> <td>B Gold</td> <td>G Gold over silver</td> <td>Q Silver</td> </tr> </table> | | B Gold | G Gold over silver | Q Silver | | | | | | | | | |
| B Gold | G Gold over silver | Q Silver | | | | | | | | | | | | | |
| Material | | 04 RoHS Compliant | | | | | | | | | | | | | |

| GEMINI A SERIES TOGGLES | | | | | | | | |
|-------------------------|-------|---------------|--------------------|---------------------------|----------------------|----------|----------------|-------------|
| Product Key | Poles | Function | Toggles | Bushing | Terminations | Contacts | Material | Part Number |
| A101KZQ04 | 1 | ON-ON | Locking | Unthreaded .28 (7.1) | Wire Lug | Silver | RoHS Compliant | 1825136-7 |
| A101MD9AB04 | 1 | ON-ON | Bat Short | Unthreaded .28 (7.1) | Right Angle | Gold | RoHS Compliant | 1-1825136-2 |
| A101MD9AQ04 | 1 | ON-ON | Bat Short | Unthreaded .28 (7.1) | Right Angle | Silver | RoHS Compliant | 1-1825136-4 |
| A101MD9AV2B04 | 1 | ON-ON | Bat Short | Unthreaded .28 (7.1) | Vertical Right Angle | Gold | RoHS Compliant | 1-1825136-5 |
| A101MDZQ04 | 1 | ON-ON | Bat Short | 1/4-40 Threaded .28 (7.1) | Wire Lug | Silver | RoHS Compliant | 2-1825136-2 |
| A101MYZQ04 | 1 | ON-ON | Bat Short | 1/4-40 Threaded .35 (8.9) | Wire Lug | Silver | RoHS Compliant | 2-1825136-4 |
| A101SCWZQ04 | 1 | ON-ON | Bat Long | 1/4-40 threaded .37 (9.4) | Wire Lug | Silver | RoHS Compliant | 3-1825136-1 |
| A101SD9AB04 | 1 | ON-ON | Bat Long | Unthreaded .28 (7.1) | Right Angle | Gold | RoHS Compliant | 3-1825136-2 |
| A101SD9V30B04 | 1 | ON-ON | Bat Long | Unthreaded .28 (7.1) | Vertical Support | Gold | RoHS Compliant | 3-1825136-6 |
| A101SHZQ04 | 1 | ON-ON | Bat Long | 1/4-40 threaded .3 (7.6) | Wire Lug | Silver | RoHS Compliant | 4-1825136-0 |
| A101SYCB04 | 1 | ON-ON | Bat Long | 1/4-40 Threaded .35 (8.9) | Printed Circuit | Gold | RoHS Compliant | 4-1825136-4 |
| A101SYCQ04 | 1 | ON-ON | Bat Long | 1/4-40 Threaded .35 (8.9) | Printed Circuit | Silver | RoHS Compliant | 4-1825136-5 |
| A101SYZB04 | 1 | ON-ON | Bat Long | 1/4-40 Threaded .35 (8.9) | Wire Lug | Gold | RoHS Compliant | 4-1825136-8 |
| A101SYZQ04 | 1 | ON-ON | Bat Long | 1/4-40 Threaded .35 (8.9) | Wire Lug | Silver | RoHS Compliant | 4-1825136-9 |
| A101TCQ04 | 1 | ON-ON | Lg. Tgl. & Bushing | Unthreaded .28 (7.1) | Printed Circuit | Silver | RoHS Compliant | 5-1825136-4 |
| A101TZQ04 | 1 | ON-ON | Lg. Tgl. & Bushing | Unthreaded .28 (7.1) | Wire Lug | Silver | RoHS Compliant | 5-1825136-5 |
| A103KZQ04 | 1 | ON-OFF-ON | Locking | Unthreaded .28 (7.1) | Wire Lug | Silver | RoHS Compliant | 1825137-1 |
| A103MD9AV2B04 | 1 | ON-OFF-ON | Bat Short | Unthreaded .28 (7.1) | Vertical Right Angle | Gold | RoHS Compliant | 1825137-5 |
| A103SYCQ04 | 1 | ON-OFF-ON | Bat Long | 1/4-40 Threaded .35 (8.9) | Printed Circuit | Silver | RoHS Compliant | 1-1825137-6 |
| A103SYWB04 | 1 | ON-OFF-ON | Bat Long | 1/4-40 Threaded .35 (8.9) | Wire Wrap | Gold | RoHS Compliant | 1-1825137-7 |
| A103SYWQ04 | 1 | ON-OFF-ON | Bat Long | 1/4-40 Threaded .35 (8.9) | Right Angle | Silver | RoHS Compliant | 1-1825137-8 |
| A103SYZB04 | 1 | ON-OFF-ON | Bat Long | 1/4-40 Threaded .35 (8.9) | Wire Lug | Gold | RoHS Compliant | 1-1825137-9 |
| A105MD9AB04 | 1 | (ON)-OFF-(ON) | Bat Short | Unthreaded .28 (7.1) | Right Angle | Gold | RoHS Compliant | 2-1825137-4 |
| A105SYCQ04 | 1 | (ON)-OFF-(ON) | Bat Long | 1/4-40 Threaded .35 (8.9) | Printed Circuit | Silver | RoHS Compliant | 3-1825137-7 |
| A105SYZQ04 | 1 | (ON)-OFF-(ON) | Bat Long | 1/4-40 Threaded .35 (8.9) | Wire Lug | Silver | RoHS Compliant | 3-1825137-9 |
| A105TZQ04 | 1 | (ON)-OFF-(ON) | Lg. Tgl. & Bushing | Unthreaded .28 (7.1) | Wire Lug | Silver | RoHS Compliant | 4-1825137-2 |
| A107SYCQ04 | 1 | ON-OFF-(ON) | Bat Long | 1/4-40 Threaded .35 (8.9) | Printed Circuit | Silver | RoHS Compliant | 5-1825137-1 |
| A107SYZQ04 | 1 | ON-OFF-(ON) | Bat Long | 1/4-40 Threaded .35 (8.9) | Wire Lug | Silver | RoHS Compliant | 5-1825137-2 |
| A108SYZQ04 | 1 | ON-(ON) | Bat Long | 1/4-40 Threaded .35 (8.9) | Wire Lug | Silver | RoHS Compliant | 6-1825136-4 |
| A201KAB04 | 2 | ON-ON | Locking | Unthreaded .28 (7.1) | Right Angle | Gold | RoHS Compliant | 1825138-1 |
| A201KZQ04 | 2 | ON-ON | Locking | Unthreaded .28 (7.1) | Wire Lug | Silver | RoHS Compliant | 1825138-3 |
| A201MD9AB04 | 2 | ON-ON | Bat Short | Unthreaded .28 (7.1) | Right Angle | Gold | RoHS Compliant | 1825138-6 |
| A201MD9AQ04 | 2 | ON-ON | Bat Short | Unthreaded .28 (7.1) | Right Angle | Silver | RoHS Compliant | 1825138-7 |
| A201MD9AV2Q04 | 2 | ON-ON | Bat Short | Unthreaded .28 (7.1) | Vertical Right Angle | Silver | RoHS Compliant | 1825138-9 |
| A201SYCB04 | 2 | ON-ON | Bat Long | 1/4-40 Threaded .35 (8.9) | Printed Circuit | Gold | RoHS Compliant | 2-1825138-4 |
| A201SYCQ04 | 2 | ON-ON | Bat Long | 1/4-40 Threaded .35 (8.9) | Printed Circuit | Silver | RoHS Compliant | 2-1825138-5 |
| A201SYZB04 | 2 | ON-ON | Bat Long | 1/4-40 Threaded .35 (8.9) | Wire Lug | Gold | RoHS Compliant | 2-1825138-7 |
| A201SYZQ04 | 2 | ON-ON | Bat Long | 1/4-40 Threaded .35 (8.9) | Wire Lug | Silver | RoHS Compliant | 2-1825138-8 |
| A201TZQ04 | 2 | ON-ON | Lg. Tgl. & Bushing | Unthreaded .28 (7.1) | Wire Lug | Silver | RoHS Compliant | 3-1825138-1 |
| A203KZQ04 | 2 | ON-OFF-ON | Locking | Unthreaded .28 (7.1) | Wire Lug | Silver | RoHS Compliant | 1825139-1 |
| A203MD9AB04 | 2 | ON-OFF-ON | Bat Short | Unthreaded .28 (7.1) | Right Angle | Gold | RoHS Compliant | 1825139-2 |
| A203SYCQ04 | 2 | ON-OFF-ON | Bat Long | 1/4-40 Threaded .35 (8.9) | Printed Circuit | Silver | RoHS Compliant | 1825139-9 |
| A203SYZQ04 | 2 | ON-OFF-ON | Bat Long | 1/4-40 Threaded .35 (8.9) | Wire Lug | Silver | RoHS Compliant | 1-1825139-0 |
| A203TZQ04 | 2 | ON-OFF-ON | Lg. Tgl. & Bushing | Unthreaded .28 (7.1) | Wire Lug | Silver | RoHS Compliant | 1-1825139-2 |
| A205SYCQ04 | 2 | (ON)-OFF-(ON) | Bat Long | 1/4-40 Threaded .35 (8.9) | Printed Circuit | Silver | RoHS Compliant | 1-1825139-7 |
| A205SYZQ04 | 2 | (ON)-OFF-(ON) | Bat Long | 1/4-40 Threaded .35 (8.9) | Wire Lug | Silver | RoHS Compliant | 1-1825139-8 |
| A207SYZQ04 | 2 | ON-OFF-(ON) | Bat Long | 1/4-40 Threaded .35 (8.9) | Wire Lug | Silver | RoHS Compliant | 2-1825139-4 |
| A208SYZQ04 | 2 | ON-(ON) | Bat Long | 1/4-40 Threaded .35 (8.9) | Wire Lug | Silver | RoHS Compliant | 3-1825138-8 |
| A211SYZQ04 | 2 | ON-ON-ON | Bat Long | 1/4-40 Threaded .35 (8.9) | Wire Lug | Silver | RoHS Compliant | 3-1825139-9 |

Gemini AE Toggle Product Key

Typical Product Key: **AE 1 01 S D1 C Q 04**

| | | | |
|-----------------------------------|-------------|-----------------------------|------------------------|
| Type | | | |
| AE Gemini AE Series Toggle | | | |
| Number of Poles | | | |
| 1 | Single pole | | 2 Double pole |
| Function | | | |
| 01 ON-ON | | 07 ON-OFF-(ON) | 11 ON-ON-ON |
| 03 ON-OFF-ON | | 08 ON-(ON) | 13 ON-ON-(ON) |
| 05 (ON)-OFF-(ON) | | | 15 (ON)-ON-(ON) |
| Toggles | | | |
| S Bat long | | M Bat short | |
| Bushing | | | |
| D1 Unthreaded | | | |
| Terminations | | | |
| A Right angle | | C Printed circuit | |
| AV2 Vertical right angle | | V30 Vertical support | |
| | | V40 Vertical support | |
| | | W Wire wrap | |
| | | W4 Wire wrap | |
| | | Z Wire lug | |
| Contacts | | | |
| B Gold | | G Gold over silver | |
| | | Q silver | |
| Material | | | |
| 04 RoHS Compliant | | | |

| GEMINI AE SERIES TOGGLES | | | | | | | | |
|--------------------------|-------|-----------|-----------|------------|----------------------|------------------|----------------|-------------|
| Product Key | Poles | Function | Toggles | Bushing | Terminations | Contacts | Material | Part Number |
| AE101MD1AB04 | 1 | ON-ON | Bat Short | Unthreaded | Right Angle | Gold | RoHS Compliant | 1825142-1 |
| AE101MD1AQ04 | 1 | ON-ON | Bat Short | Unthreaded | Right Angle | Gold over Silver | RoHS Compliant | 1825142-4 |
| AE101MD1AV2B04 | 1 | ON-ON | Bat Short | Unthreaded | Vertical Right Angle | Gold | RoHS Compliant | 1825142-5 |
| AE101MD1CB04 | 1 | ON-ON | Bat Short | Unthreaded | Printed Circuit | Gold | RoHS Compliant | 1825142-8 |
| AE101SD1AB04 | 1 | ON-ON | Bat Long | Unthreaded | Right Angle | Gold | RoHS Compliant | 1-1825142-5 |
| AE101SD1CB04 | 1 | ON-ON | Bat Long | Unthreaded | Printed Circuit | Gold | RoHS Compliant | 2-1825142-0 |
| AE103MD1AV2B04 | 1 | ON-OFF-ON | Bat Short | Unthreaded | Vertical Right Angle | Gold | RoHS Compliant | 2-1825142-5 |
| AE103SD1CB04 | 1 | ON-OFF-ON | Bat Long | Unthreaded | Printed Circuit | Gold | RoHS Compliant | 3-1825142-0 |
| AE105SD1CB04 | 1 | ON-OFF-ON | Bat Long | Unthreaded | Printed Circuit | Gold | RoHS Compliant | 3-1825142-9 |
| AE201SD1AV2B04 | 2 | ON-ON | Bat Long | Unthreaded | Vertical Right Angle | Gold | RoHS Compliant | 1825143-9 |
| AE201SD1CB04 | 2 | ON-ON | Bat Long | Unthreaded | Printed Circuit | Gold | RoHS Compliant | 1-1825143-0 |
| AE201SD1CQ04 | 2 | ON-ON | Bat Long | Unthreaded | Printed Circuit | Silver | RoHS Compliant | 1-1825143-1 |
| AE203SD1AV2B04 | 2 | ON-OFF-ON | Bat Long | Unthreaded | Vertical Right Angle | Gold | RoHS Compliant | 1-1825143-7 |
| AE203SD1AV2Q04 | 2 | ON-OFF-ON | Bat Long | Unthreaded | Vertical Right Angle | Silver | RoHS Compliant | 1-1825143-8 |
| AE203SD1CB04 | 2 | ON-OFF-ON | Bat Long | Unthreaded | Printed Circuit | Gold | RoHS Compliant | 1-1825143-9 |

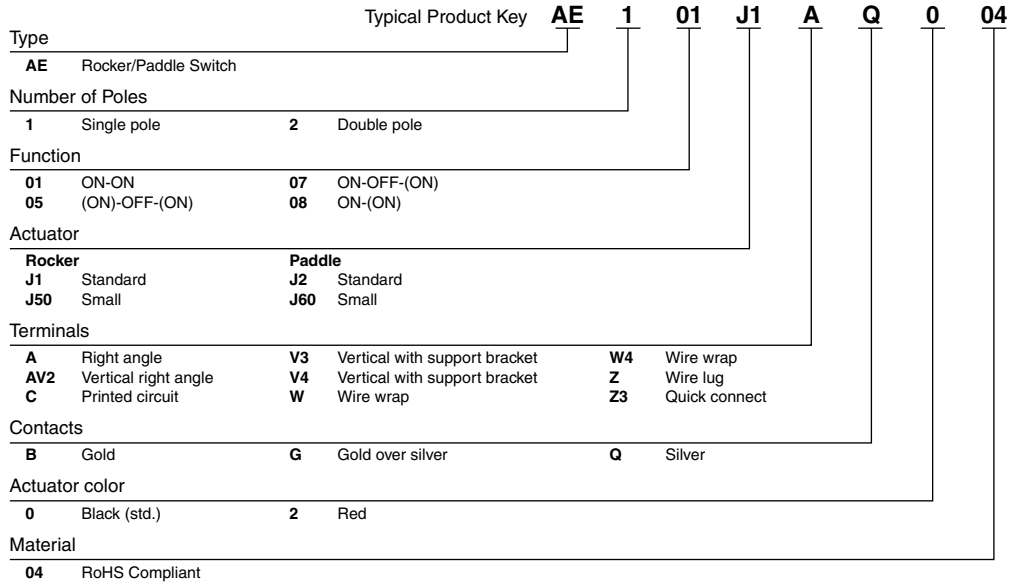
Gemini A Rocker Paddle Product Key

Typical Product Key: **A 1 01 J1 A Q 0 04**

| | | | |
|--|-------------|--|----------------------|
| Type | | | |
| A Rocker/Paddle Switch | | | |
| Number of Poles | | | |
| 1 | Single pole | | 2 Double pole |
| Function | | | |
| 01 ON-ON | | 05 (ON)-OFF-(ON) | |
| 03 ON-OFF-ON | | 07 ON-OFF-(ON) | |
| | | 08 ON-(ON) | |
| | | 11 ON-ON-ON | |
| | | 13 ON-ON-(ON) | |
| Actuator | | | |
| Rocker | | Paddle | |
| J1 Small | | J2 Small | |
| J3 Large | | J4 Large | |
| J50 Snap-in | | J60 Snap-in | |
| J51 Snap-in w/beveled frame | | J61 Snap-in w/beveled frame | |
| J52 Snap-in w/beveled frame & LED | | J62 Snap-in w/beveled frame & LED | |
| Terminals | | | |
| A Right angle | | C Printed circuit | |
| AV2 Vertical right angle | | V3 Vertical with support bracket .620 (15.75) | |
| | | Z Wire lug | |
| | | Z3 Quick connect | |
| Contacts | | | |
| B Gold | | G Gold over silver | |
| | | Q silver | |
| Actuator color | | | |
| 0 Black (std.) | | 2 Red | |
| 1 Brown | | 3 Orange | |
| | | 4 Yellow | |
| | | 5 Green | |
| | | 6 Blue | |
| | | 8 Gray | |
| | | 9 White | |
| Beveled frame color | | | |
| 0 Black (std.) | | 2 Red | |
| 1 Brown | | 3 Orange | |
| | | 4 Yellow | |
| | | 5 Green | |
| | | 6 Blue | |
| | | 8 Gray | |
| | | 9 White | |
| Material | | | |
| 04 RoHS Compliant | | | |

| GEMINI A SERIES ROCKER/PADDLE | | | | | | | | | |
|-------------------------------|-------|---------------|----------------|----------------------|----------|------------|-----------|----------------|-------------|
| Product Key | Poles | Function | Actuator | Terminals | Contacts | Act. Color | Fr. Color | Material | Part Number |
| A101J1AV2Q004 | 1 | ON-ON | Small | Vertical Right Angle | Silver | Black | N/A | RoHS Compliant | 1-1571986-1 |
| A101J1ZQ004 | 1 | ON-ON | Small | Wire Lug | Silver | Black | N/A | RoHS Compliant | 1-1571986-7 |
| A101J51ZQ004 | 1 | ON-ON | Snap-in | Wire Lug | Silver | Black | Black | RoHS Compliant | 3-1571986-4 |
| A103J51ZQ004 | 1 | ON-OFF-ON | Snap-in, Frame | Wire Lug | Silver | Black | Black | RoHS Compliant | 4-1571986-5 |
| A105J1ZQ004 | 1 | (ON)-OFF-(ON) | Small | Wire Lug | Silver | Black | N/A | RoHS Compliant | 5-1571986-3 |
| A105J3ZQ004 | 1 | (ON)-OFF-(ON) | Large | Wire Lug | Silver | Black | N/A | RoHS Compliant | 5-1571986-9 |
| A105J51ZQ004 | 1 | (ON)-OFF-(ON) | Snap-in, Frame | Wire Lug | Silver | Black | Black | RoHS Compliant | 6-1571986-1 |
| A107J51ZQ004 | 1 | ON-OFF-(ON) | Snap-in, Frame | Wire Lug | Silver | Black | Black | RoHS Compliant | 6-1571986-5 |
| A108J51ZQ004 | 1 | ON-(ON) | Snap-in, Frame | Wire Lug | Silver | Black | Black | RoHS Compliant | 6-1571986-9 |
| A201J1AQ004 | 2 | ON-ON | Small | Right Angle | Silver | Black | N/A | RoHS Compliant | 1571987-2 |
| A201J1AV2Q004 | 2 | ON-ON | Small | Vertical Right Angle | Silver | Black | N/A | RoHS Compliant | 1571987-4 |
| A201J50ZQ004 | 2 | ON-ON | Snap-in | Wire Lug | Silver | Black | N/A | RoHS Compliant | 1-1571987-4 |
| A201J51ZQ004 | 2 | ON-ON | Snap-in, Frame | Wire Lug | Silver | Black | Black | RoHS Compliant | 1-1571987-5 |
| A201J61ZQ004 | 2 | ON-ON | Snap-in, Frame | Wire Lug | Silver | Black | Black | RoHS Compliant | 1-1571987-9 |
| A203J51ZQ004 | 2 | ON-OFF-ON | Snap-in, Frame | Wire Lug | Silver | Black | Black | RoHS Compliant | 2-1571987-6 |
| A203J61ZQ004 | 2 | ON-OFF-ON | Snap-in, Frame | Wire Lug | Silver | Black | Black | RoHS Compliant | 2-1571987-7 |
| A205J51ZQ004 | 2 | (ON)-OFF-(ON) | Snap-in, Frame | Wire Lug | Silver | Black | Black | RoHS Compliant | 3-1571987-3 |
| A205J61ZQ004 | 2 | (ON)-OFF-(ON) | Snap-in, Frame | Wire Lug | Silver | Black | Black | RoHS Compliant | 3-1571987-4 |

Gemini AE Rocker Paddle Product Key



| GEMINI AE SERIES ROCKER/PADDLE | | | | | | | | | |
|--------------------------------|-------|---------------|----------|----------------------|----------|------------|----------------|-------------|--|
| Product Key | Poles | Function | Actuator | Terminals | Contacts | Act. Color | Material | Part Number | |
| AE101J1AQ004 | 1 | ON-ON | Standard | Right Angle | Silver | Black | RoHS Compliant | 1571988-2 | |
| AE101J1AV2Q004 | 1 | ON-ON | Standard | Vertical Right Angle | Silver | Black | RoHS Compliant | 1571988-4 | |
| AE101J1V3B004 | 1 | ON-ON | Standard | Br. .620 (15.75) | Gold | Black | RoHS Compliant | 1571988-5 | |
| AE105J1V3B004 | 1 | (ON)-OFF-(ON) | Standard | Br. .620 (15.75) | Gold | Black | RoHS Compliant | 1-1571988-0 | |
| AE201J1AV2Q004 | 2 | ON-ON | Standard | Vertical Right Angle | Silver | Black | RoHS Compliant | 1571989-2 | |
| AE201J1V3B004 | 2 | ON-ON | Standard | Br. .620 (15.75) | Gold | Black | RoHS Compliant | 1571989-3 | |

How to Specify a Switch

Electrical Considerations

Voltage of Applications: _____ Current of Application: _____

Circuitry Configuration: Number of Poles: _____ Number of Throws: _____

Number of Operations anticipated: _____

Agency Approvals or Listings Desired: _____

Mechanical Considerations

Type of Switch (Actuator Type): _____ Toggle _____ Pushbutton _____ Rotary _____ Rocker _____ Other

Switch Function (On/Off/On): _____ On/Off: _____ Momentary: _____

Termination: _____ Thru-Hole (PC) _____ Surface Mount _____ Wire Lug _____ Quick Connect _____ Other

Sealing Contamination Requirements: _____

Product Processing Considerations

Anticipated Soldering Process: _____ Hand _____ Wave _____ SMT _____ Other

FOR MORE INFORMATION

TE Technical Support Center

USA: +1 (800) 522-6752
Canada: +1 (905) 475-6222
Mexico: +52 (0) 55-1106-0800
Latin/S. America: +54 (0) 11-4733-2200
Germany: +49 (0) 6251-133-1999
UK: +44 (0) 800-267666
France: +33 (0) 1-3420-8686
Netherlands: +31 (0) 73-6246-999
China: +86 (0) 400-820-6015

Part numbers in this brochure are RoHS Compliant*, unless marked otherwise.

*as defined www.te.com/leadfree

te.com

© 2011 Tyco Electronics Corporation, a TE Connectivity Ltd. Company. All Rights Reserved.

2-1773458-5 CIS LUG FP 1M 04/2011

TE Connectivity, TE connectivity (logo) and TE (logo) are trademarks. Other logos, product and/or company names might be trademarks of their respective owners.

While TE has made every reasonable effort to ensure the accuracy of the information in this brochure, TE does not guarantee that it is error-free, nor does TE make any other representation, warranty or guarantee that the information is accurate, correct, reliable or current. TE reserves the right to make any adjustments to the information contained herein at any time without notice. TE expressly disclaims all implied warranties regarding the information contained herein, including, but not limited to, any implied warranties of merchantability or fitness for a particular purpose. The dimensions in this catalog are for reference purposes only and are subject to change without notice. Specifications are subject to change without notice. Consult TE for the latest dimensions and design specifications.





Компания «ЭлектроПласт» предлагает заключение долгосрочных отношений при поставках импортных электронных компонентов на взаимовыгодных условиях!

Наши преимущества:

- Оперативные поставки широкого спектра электронных компонентов отечественного и импортного производства напрямую от производителей и с крупнейших мировых складов;
- Поставка более 17-ти миллионов наименований электронных компонентов;
- Поставка сложных, дефицитных, либо снятых с производства позиций;
- Оперативные сроки поставки под заказ (от 5 рабочих дней);
- Экспресс доставка в любую точку России;
- Техническая поддержка проекта, помощь в подборе аналогов, поставка прототипов;
- Система менеджмента качества сертифицирована по Международному стандарту ISO 9001;
- Лицензия ФСБ на осуществление работ с использованием сведений, составляющих государственную тайну;
- Поставка специализированных компонентов (Xilinx, Altera, Analog Devices, Intersil, Interpoint, Microsemi, Aeroflex, Peregrine, Syfer, Eurofarad, Texas Instrument, Miteq, Cobham, E2V, MA-COM, Hittite, Mini-Circuits, General Dynamics и др.);

Помимо этого, одним из направлений компании «ЭлектроПласт» является направление «Источники питания». Мы предлагаем Вам помощь Конструкторского отдела:

- Подбор оптимального решения, техническое обоснование при выборе компонента;
- Подбор аналогов;
- Консультации по применению компонента;
- Поставка образцов и прототипов;
- Техническая поддержка проекта;
- Защита от снятия компонента с производства.



Как с нами связаться

Телефон: 8 (812) 309 58 32 (многоканальный)

Факс: 8 (812) 320-02-42

Электронная почта: org@eplast1.ru

Адрес: 198099, г. Санкт-Петербург, ул. Калинина, дом 2, корпус 4, литера А.