THIS DRAWING IS UNPUBLISHED. RELEASED FOR PUBLICATION 20
© COPYRIGHT 20 BY - ALL RIGHTS RESERVED.

LOC	DIST
GP	00

REVISIONS

P	LTR	DESCRIPTION	DATE	DWN	APVD
	A	RELEASED PER ECO-12-013192	06SEP2012	BMM	MRS

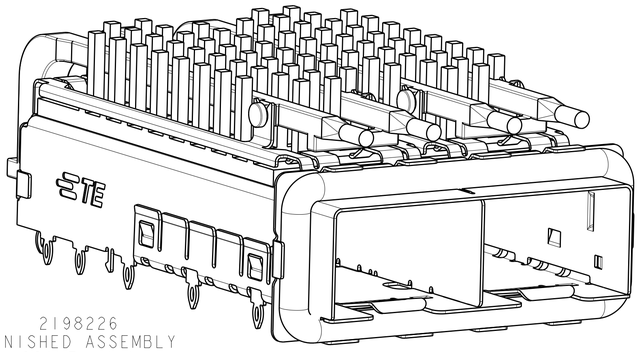

2198226
FINISHED ASSEMBLY
SCALE 4:1

1. MATERIAL:
   CAGE ASSEMBLY: 0.25mm THICK NICKEL SILVER ALLOY
   GASKET RETENTION PLATE: STAINLESS STEEL
   EMI GASKET: PLATED FILLED SILICONE
   HEATSINK/LIGHTPIPE CLIP: STAINLESS STEEL
   HEATSINK: ALUMINUM
   LIGHTPIPE: POLYCARBONATE, CLEAR

2. FINISH:
   HEATSINK: ELECTROLESS NICKEL
   HEATSINK/LIGHTPIPE CLIP: PASSIVATE

3. DATUM AND BASIC DIMENSIONS ESTABLISHED BY CUSTOMER.

4. PADS AND VIAS CHASSIS GROUND.

5. MATES WITH SFP MSA COMPLIANT RECIEVERS.

6. INTERPRETATION OF DATUM REFERENCE FRAME IN ACCORDANCE WITH SECT 4.4.1.1 OR ASME Y14.5M-1994.

7. HOLE PATTERN REPEATS FOR EACH PORT, SPACING BETWEEN PORTS IS 14.25mm.

8. REFERENCE APPLICATION SPEC. 114-13120, HOLE A, FOR RECOMMENDED DRILL HOLE DIAMETER AND PLATING THICKNESS.

9. REFERENCE APPLICATION SPEC. 114-13120, HOLE B, FOR RECOMMENDED DRILL HOLE DIAMETER AND PLATING THICKNESS.

10. MINIMUM PC BOARD THICKNESS:
    SINGLE SIDED: 1.5mm

11. CERTAIN MATING TRANCEIVERS MAY REQUIRE ADDITIONAL PCB THICKNESS THAT WOULD NEED TO BE DETERMINED BY THE CUSTOMER.

12. PRODUCT COMPLIES WITH SPECIFICATION SFF-8433 IMPROVED PLUGGABLE FORM FACTOR FOR SFP+ GANGED CAGES.

13. DIMENSION APPLIES PRIOR TO INSERTION OF SFP MODULE.

14. HEATSINK, HEATSINK CLIP, AND LIGHTPIPE SHIPPED UNASSEMBLED TO CAGE ASSEMBLY. CAGE ASSEMBLY TO BE PRESSED INTO PCB PRIOR TO ATTACHING HEATSINK, HEATSINK CLIP, AND LIGHTPIPE TO THE CAGE ASSEMBLY.

15. PACKAGED AS A COMPLETE ASSEMBLY.

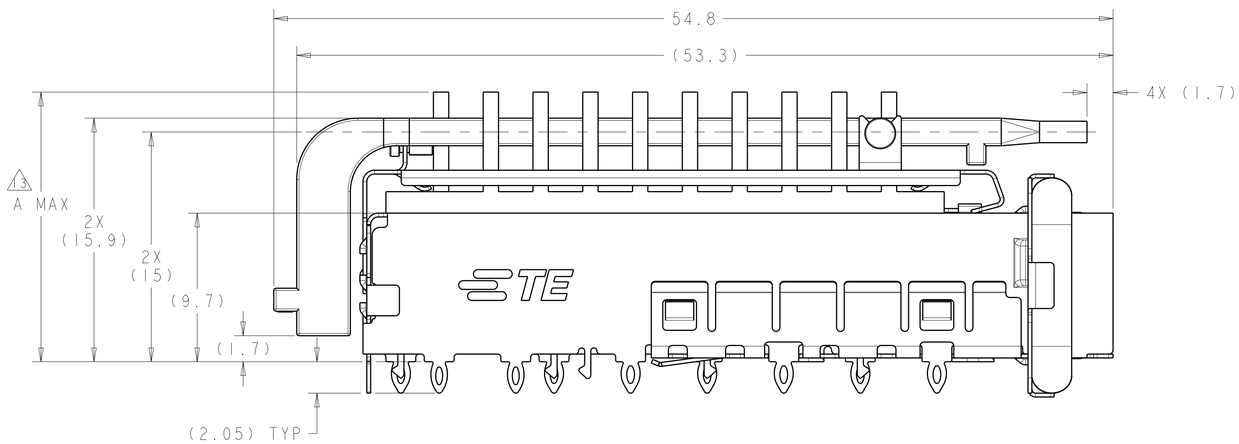

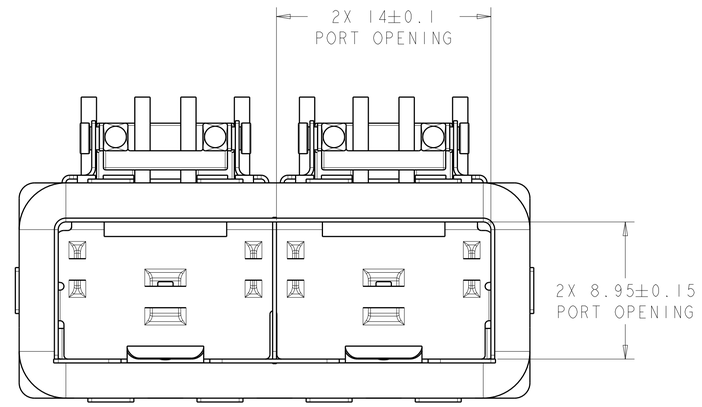

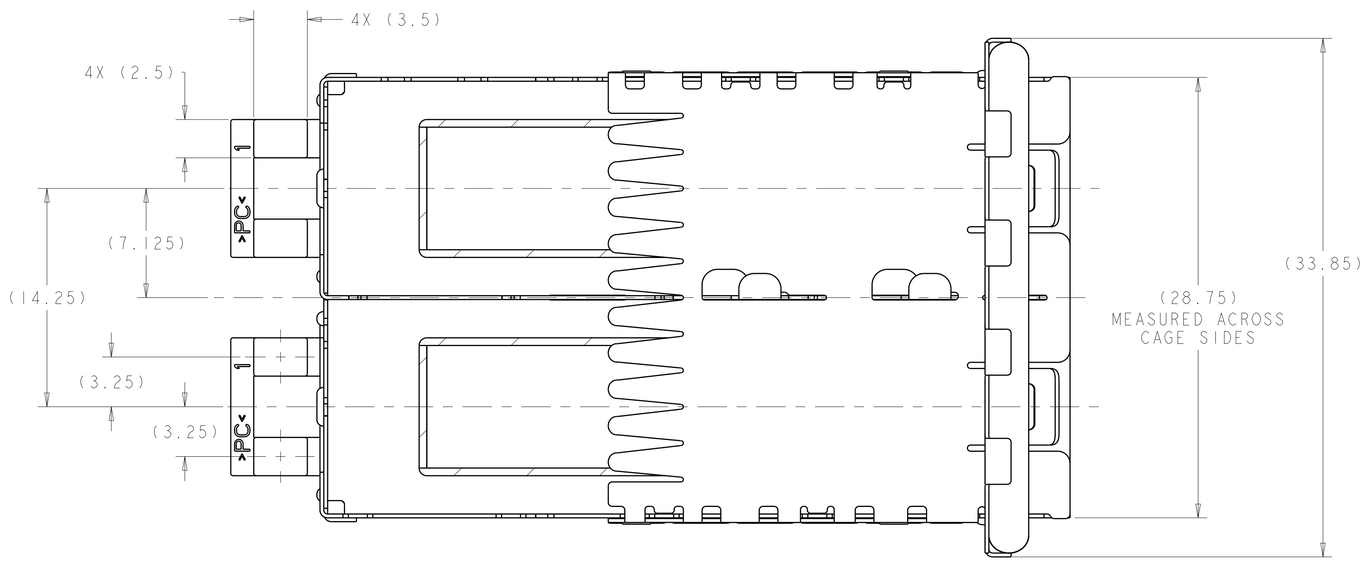

	A MAX	APPLICATION	PART NUMBER
15	22.5	NETWORKING, TALL	2198226-4
15	18.1	NETWORKING, SHORT	2198226-3
14	15.5	SAN	2198226-2
14	13.2	PCI	2198226-1

THIS DRAWING IS A CONTROLLED DOCUMENT.

DIMENSIONS: mm

TOLERANCES UNLESS OTHERWISE SPECIFIED:
0 PLC ±0.13
1 PLC ±0.1
2 PLC ±0.08
3 PLC ±.05
4 PLC ±.05
ANGLES ±1

MATERIAL 1
FINISH 2

DWN B. MATTHEWS 14OCT2011
CHK M. SCHMITT 14OCT2011
APVD M. SCHMITT 14OCT2011

TE Connectivity

PRELIMINARY

NAME SFP+ ENHANCED 1X2 CAGE ASSEMBLY, PRESS-FIT, EMI GASKET WITH HEATSINK AND LIGHTPIPE

PRODUCT SPEC 108-2364
APPLICATION SPEC 114-13120
WEIGHT -

SIZE A1 | CAGE CODE 00779 | DRAWING NO C-2198226 | RESTRICTED TO -

CUSTOMER DRAWING | SCALE 5:1 | SHEET 1 OF 3 | REV A

4805 (3/11)

THIS DRAWING IS UNPUBLISHED. RELEASED FOR PUBLICATION 20
© COPYRIGHT 20 BY - ALL RIGHTS RESERVED.

LOC	DIST
GP	00

REVISIONS

P	LTR	DESCRIPTION	DATE	DWN	APVD
	-	SEE SHEET 1	-	-	-

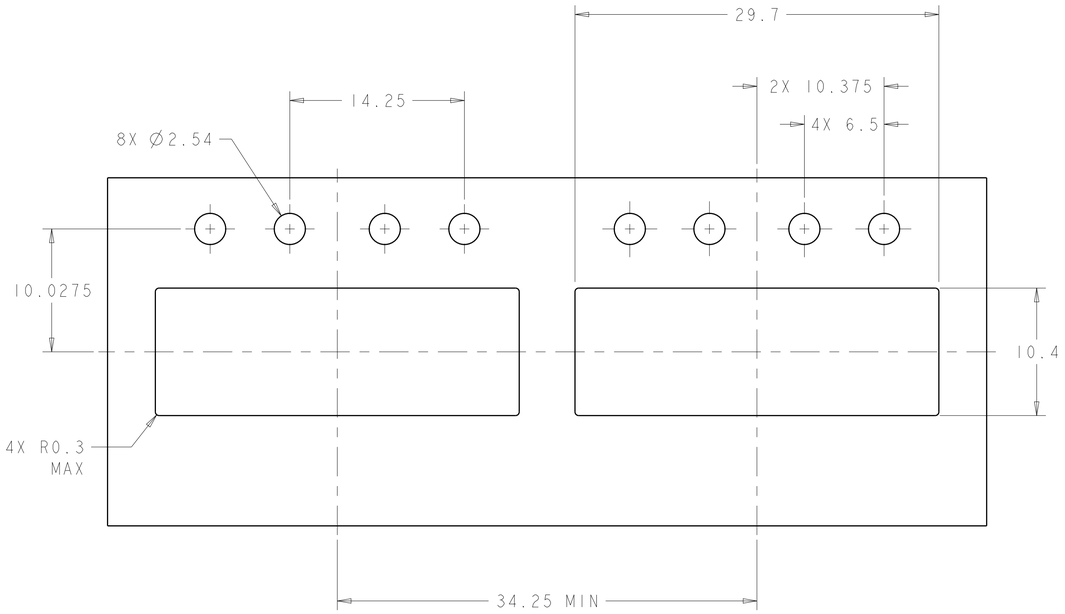

RECOMMENDED BEZEL CUTOUT
SCALE 4:1

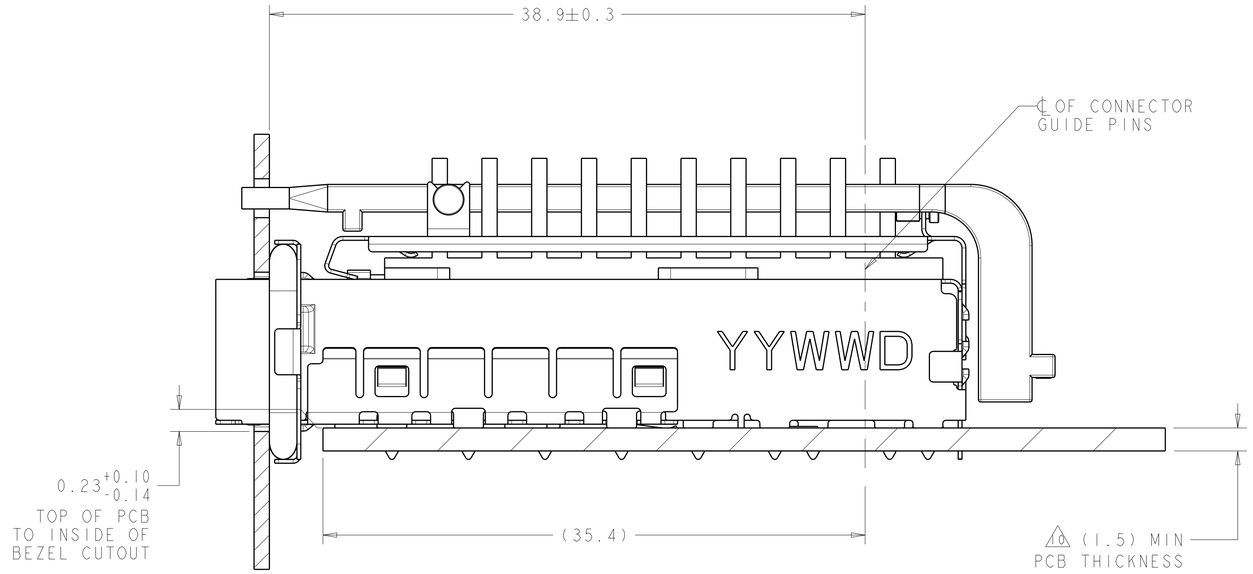

2198226
MOUNTED ON PC BOARD
SHOWN THRU RECOMMENDED BEZEL

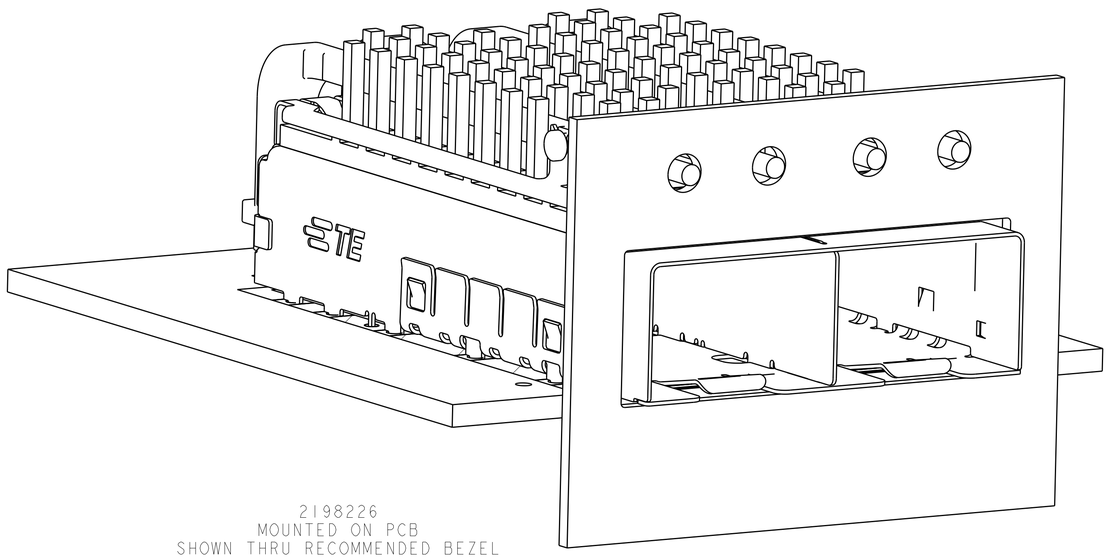

2198226
MOUNTED ON PCB
SHOWN THRU RECOMMENDED BEZEL

THIS DRAWING IS A CONTROLLED DOCUMENT.

DIMENSIONS: mm

TOLERANCES UNLESS OTHERWISE SPECIFIED:
0 PLC ±0.13
1 PLC ±0.1
2 PLC ±0.08
3 PLC ±.05
4 PLC ±.05
ANGLES ±1

MATERIAL
FINISH

DWN B. MATTHEWS 14OCT2011
CHK M. SCHMITT 14OCT2011
APVD M. SCHMITT 14OCT2011
PRODUCT SPEC 108-2364
APPLICATION SPEC 114-13120
WEIGHT -

TE Connectivity

NAME SFP+ ENHANCED 1X2 CAGE ASSEMBLY, PRESS-FIT, EMI GASKET WITH HEATSINK AND LIGHTPIPE

SIZE	CAGE CODE	DRAWING NO	RESTRICTED TO
A1	00779	C-2198226	-

CUSTOMER DRAWING | SCALE 5:1 | SHEET 2 OF 3 | REV A

4805 (3/11)

THIS DRAWING IS UNPUBLISHED. RELEASED FOR PUBLICATION 20
© COPYRIGHT 20 BY - ALL RIGHTS RESERVED.

LOC	DIST
GP	00

REVISIONS

P	LTR	DESCRIPTION	DATE	DWN	APVD
	-	SEE SHEET 1	-	-	-

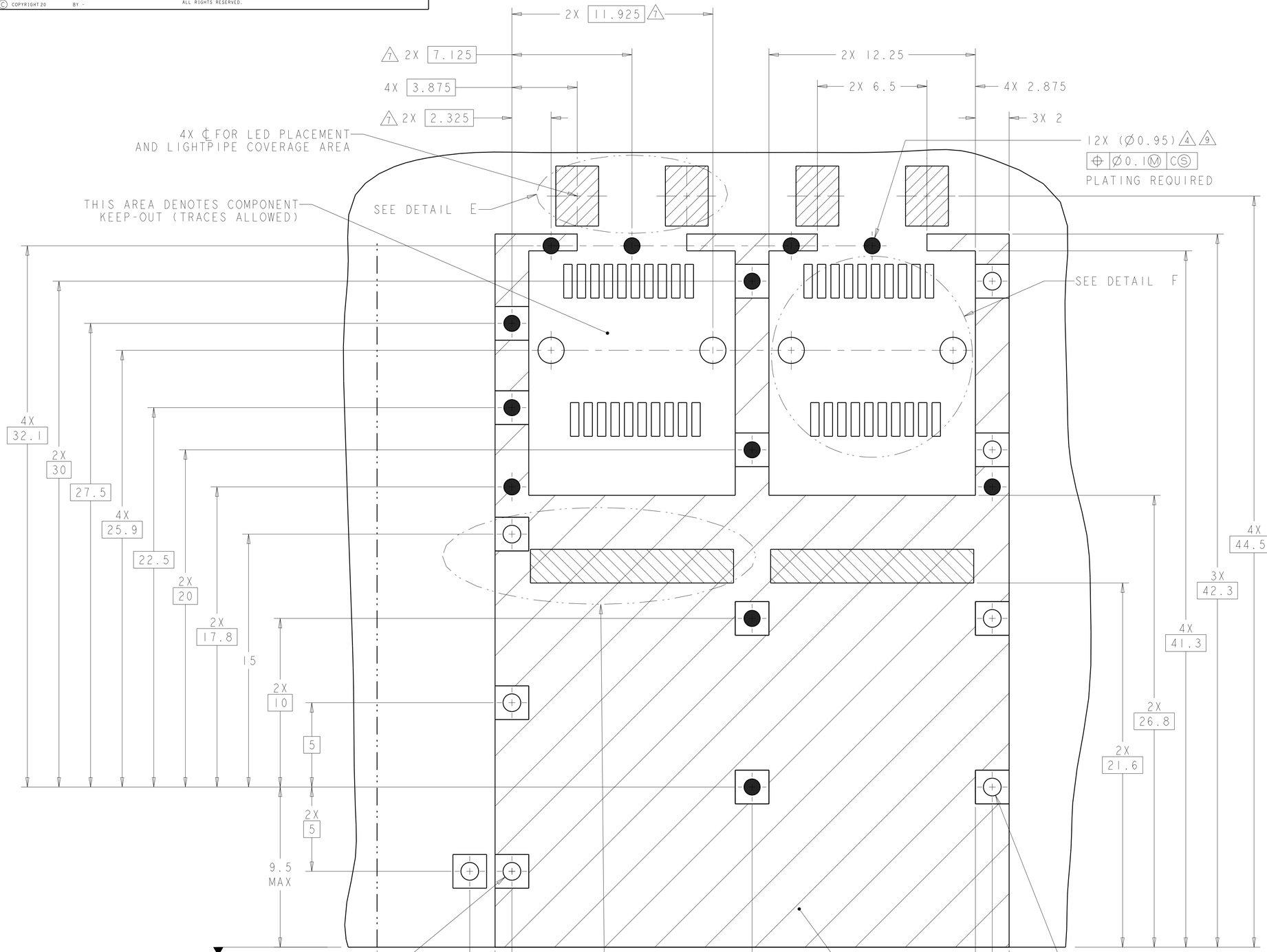

RECOMMENDED PCB CONFIGURATION
WITH KEEP-OUT AREAS
SINGLE SIDED APPLICATIONS
SCALE 8:1 10

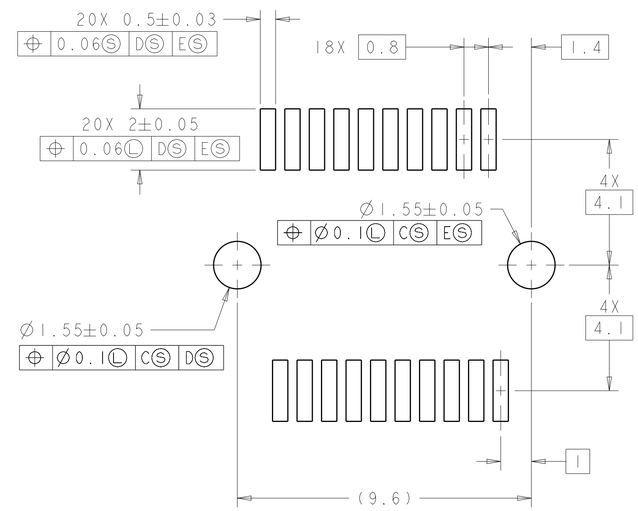

DETAIL F
SCALE 10:1

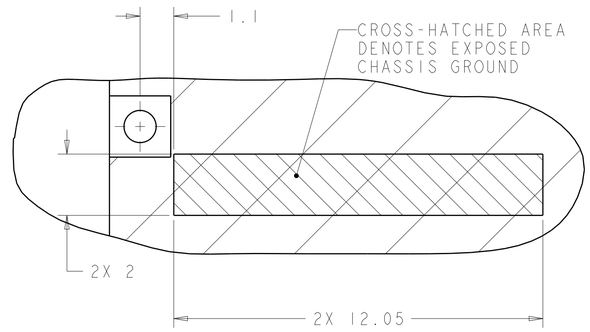

DETAIL G
SCALE 10:1

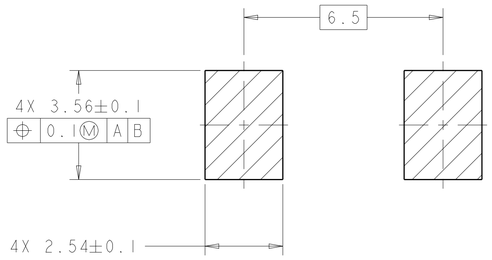

DETAIL E
SCALE 10:1

THIS DRAWING IS A CONTROLLED DOCUMENT.	DWN B. MATTHEWS 14OCT2011	TE Connectivity	
DIMENSIONS: mm	CHK M. SCHMITT 14OCT2011	NAME SFP+ ENHANCED 1X2 CAGE ASSEMBLY, PRESS-FIT, EMI GASKET WITH HEATSINK AND LIGHTPIPE	
TOLERANCES UNLESS OTHERWISE SPECIFIED: 0 PLC ±0.13; 1 PLC ±0.1; 2 PLC ±0.08; 3 PLC ±.05; 4 PLC ±.05; ANGLES ±1	APVD M. SCHMITT 14OCT2011	PRODUCT SPEC 108-2364	
		APPLICATION SPEC 114-13120	SIZE A1 / CAGE CODE 00779 / DRAWING NO C-2198226 / RESTRICTED TO -
MATERIAL	FINISH	WEIGHT -	
		CUSTOMER DRAWING	SCALE 5:1 / SHEET 3 OF 3 / REV A

4805 (3/11)

Компания «ЭлектроПласт» предлагает заключение долгосрочных отношений при поставках импортных электронных компонентов на взаимовыгодных условиях!

Наши преимущества:

- Оперативные поставки широкого спектра электронных компонентов отечественного и импортного производства напрямую от производителей и с крупнейших мировых складов;
- Поставка более 17-ти миллионов наименований электронных компонентов;
- Поставка сложных, дефицитных, либо снятых с производства позиций;
- Оперативные сроки поставки под заказ (от 5 рабочих дней);
- Экспресс доставка в любую точку России;
- Техническая поддержка проекта, помощь в подборе аналогов, поставка прототипов;
- Система менеджмента качества сертифицирована по Международному стандарту ISO 9001;
- Лицензия ФСБ на осуществление работ с использованием сведений, составляющих государственную тайну;
- Поставка специализированных компонентов (Xilinx, Altera, Analog Devices, Intersil, Interpoint, Microsemi, Aeroflex, Peregrine, Syfer, Eurofarad, Texas Instrument, Miteq, Cobham, E2V, MA-COM, Hittite, Mini-Circuits,General Dynamics и др.);

Помимо этого, одним из направлений компании «ЭлектроПласт» является направление «Источники питания». Мы предлагаем Вам помощь Конструкторского отдела:

- Подбор оптимального решения, техническое обоснование при выборе компонента;
- Подбор аналогов;
- Консультации по применению компонента;
- Поставка образцов и прототипов;
- Техническая поддержка проекта;
- Защита от снятия компонента с производства.

Как с нами связаться

Телефон: 8 (812) 309 58 32 (многоканальный)
Факс: 8 (812) 320-02-42
Электронная почта: org@eplast1.ru
Адрес: 198099, г. Санкт-Петербург, ул. Калинина, дом 2, корпус 4, литера А.