THIS DRAWING IS UNPUBLISHED. RELEASED FOR PUBLICATION 03-APRIL-01
© COPYRIGHT 2001 BY TYCO ELECTRONICS CORPORATION. ALL RIGHTS RESERVED.

| LOC | DIST |
|---|---|
| GT | 00 |

REVISIONS

| F | LTR | DESCRIPTION | DATE | DWN | APVD |
|---|---|---|---|---|---|
| | B1 | EV00-0002-03 | 04DEC2003 | MK | RVI |
| | B2 | EV00-0051-03 | 12DEC2003 | MK | RVI |
| | B3 | EV00-0035-04 | 12JAN2004 | PS | RVI |
| | B4 | ECR-05-010161 | 01SEP2005 | PH | RVI |

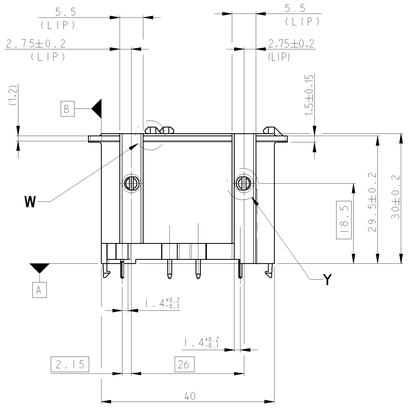


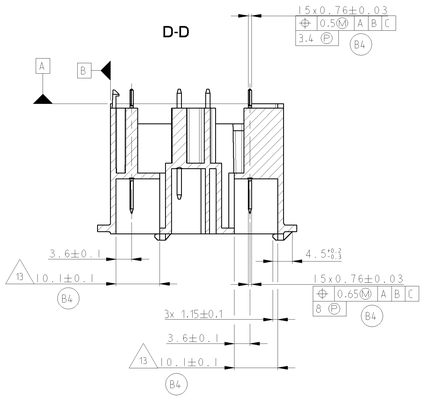


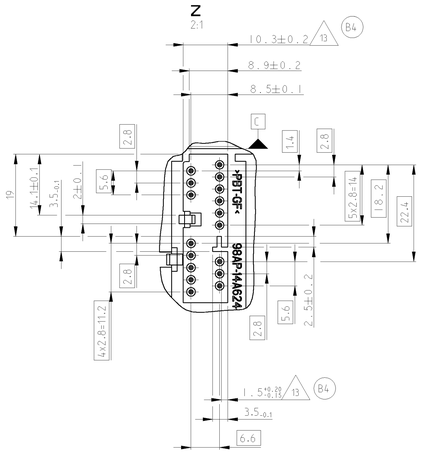


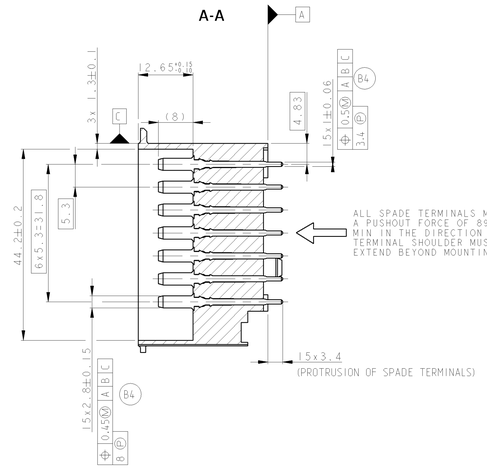


1. SURFACE TOLERANCE ALL OVER 0.6 A B C
2. MATERIAL:
   POLYBUTYLENE TEREPHTHALATE 33% GLASS FILLED PER WSK-M4D608-A.
3. CHANGES AFFECTING DESIGN, COMPOSITION OR PROCESSING OF THE PART PREVIOUSLY APPROVED FOR PRODUCTION, REQUIRE PRIOR APPROVAL FROM FORD PRODUCT DEVELOPMENT REF.QS9000.
4. PART MUST BE FREE FROM BURRS AND SHARP EDGES.
5. 0.3 MAX RAD PERMISSIBLE ON EDGES AND FILLETS SHOWN SHARP
6. WALL THICKNESS 1.35
7. EEO ENGINEERING APPROVAL OF PRODUCTION SAMPLES FROM EACH SUPPLIER IS REQUIRED PRIOR TO AUTHORISATION OF INITIAL PRODUCTION.
8. PLASTIC PARTS MATERIAL IDENTIFICATION SYMBOL TO BE LOCATED AS SHOWN. SIZE TO SUIT MANUFACTURER BUT MUST BE CLEARLY VISIBLE.
9. SOURCE IDENTIFICATION AS ESTABLISHED BY SUPPLY OPERATIONS, FORD TRADEMARK NO. 2 AND PART NO. TO APPEAR IN A VISIBLE LOCATION.
10. NOT TO BE ISSUED OUTSIDE FMC LTD/FORD WERKE AG OR USED FOR MANUFACTURING PURPOSES WITHOUT THE APPROVAL OF EEO.
11. UNDIMENSIONED FEATURES AT SUPPLIERS DESCRETION. ANY CHANGES MUST BE APPROVED BY FORD ENGINEERING PRIOR TO CHANGE.
12. PARTIAL BASES INSURED BY MEASUREMENT PREPARATION No.190 119136.01

(B4) 13 MEASURED 1 mm ABOVE THE CAVITY BOTTOM

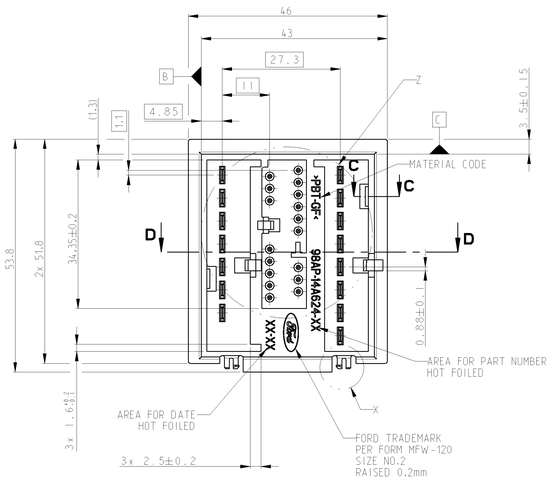


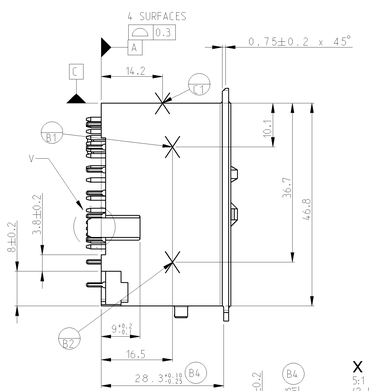


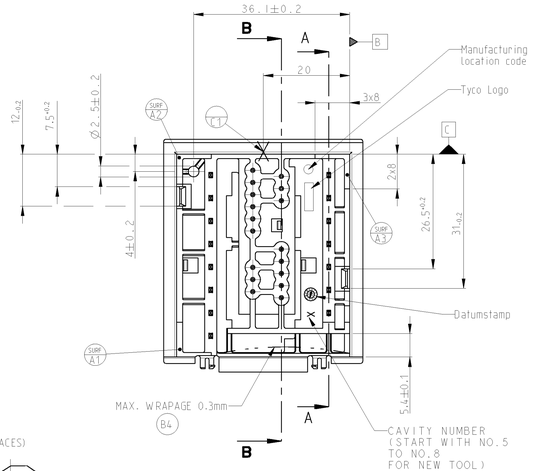


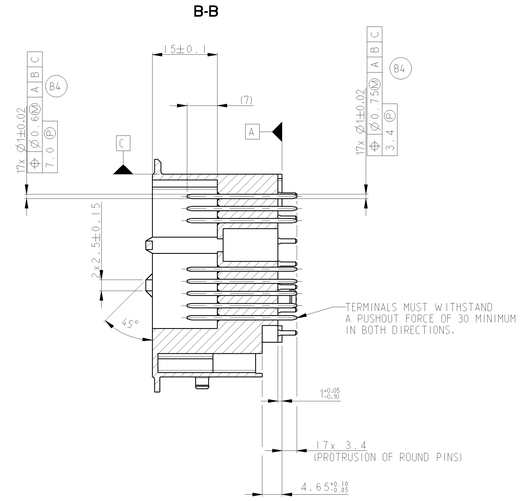


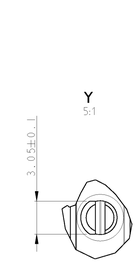


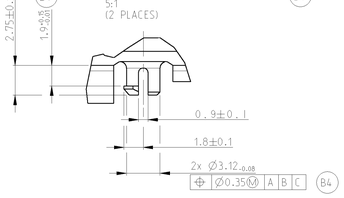


## RECOMMENDED P.C. BOARD LAYOUT

for PN 1-1437711-6 (11 PIN VERSION - WAVE SOLDER SIDE SHOWN)

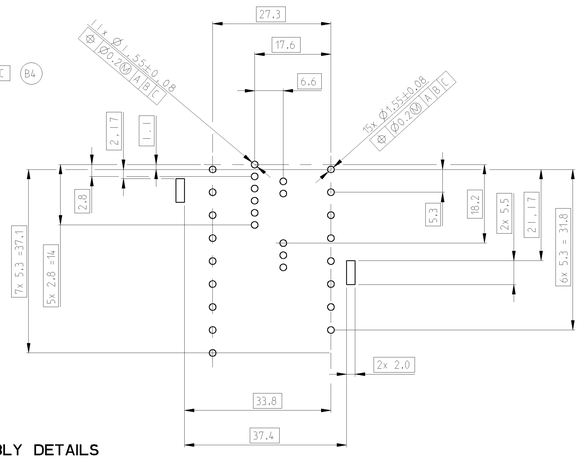


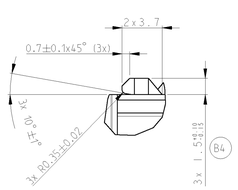


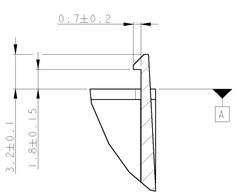


## KEY TO PIN LAYOUT

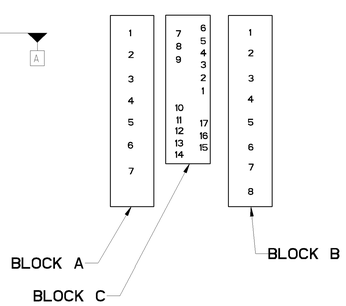


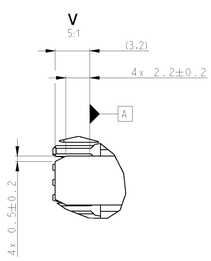


## ISOMETRIC VIEWS

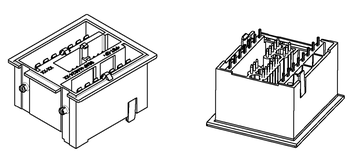

SCALE 1:1:1 SCALE 1:1

## ASSEMBLY DETAILS

| TYCO PART NUMBER | ASSEMBLY CUSTOMER PART NUMBER | TYPE | ASSEMBLY T&B PART NUMBER | COLOUR OF MOULDING | PINS FITTED (SHOWN X) F6RF-14421-A(-)(BLOCK A) 1 | 2 | 3 | 4 | 5 | 6 | 7 | 8 | 98AP-14461-BA (BLOCK C) 1 | 2 | 3 | 4 | 5 | 6 | 7 | 8 | 9 | 10 | 11 | 12 | 13 | 14 | 15 | 16 | 17 | F6RF-14421-A(-) (BLOCK B) 1 | 2 | 3 | 4 | 5 | 6 | 7 | 8 |
|---|---|---|---|---|---|---|---|---|---|---|---|---|---|---|---|---|---|---|---|---|---|---|---|---|---|---|---|---|---|---|---|---|---|---|---|---|---|---|
| 1-1437711-7 | 98AP-144624-AE | 4000N | 2400256-003 | BLUE | X | X | X | X | X | X | X | | | | X | X | X | | | | | X | X | X | X | | | | | X | X | X | X | X | X | X | X |
| 1-1437711-6 | 98AP-144624-BD | 5000N/6000N | 2400256-002 | BLACK | X | X | X | X | X | X | X | | X | X | X | X | X | X | | X | X | X | X | X | | | | | | X | X | X | X | X | X | X | X |
| 1-1437711-5 | 98AP-144624-CC | 9000N | 2400256-001 | GREY | X | X | X | X | X | X | X | | X | X | X | X | X | X | X | X | X | X | X | X | X | X | X | X | X | X | X | X | X | X | X | X | X |

"IT IS OFFENSIVE TO CONTRACT LAW TO REPRODUCE THIS DOCUMENT OR DISCLOSE THE CONTENTS OR USE THE EQUIPMENT OR COMPONENTS DESCRIBED THEREIN FOR ANY PURPOSE WHATSOEVER WITHOUT OUR PERMISSION."

| | | |
|---|---|---|
| DRN | D.R.TERRY | 03APR2001 |
| CHD | S.KINGSWELL | 03APR2001 |
| APPD | E.HANAK | 03APR2001 |

DIMENSIONS: mm

TOLERANCES UNLESS OTHERWISE SPECIFIED: DIMENSIONS ±0.3; 0 PLC ±-; 1 PLC ±-; 2 PLC ±-; 3 PLC ±-; 4 PLC ±-; ANGLES ±0°

MATERIAL SEE LIST; FINISH SEE TABLE

PRODUCT SPEC -; -; -

APPLICATION SPEC -

WEIGHT -

CUSTOMER DRAWING

Tyco Electronics

Tyco Electronics UK Ltd. Stanmore, Middlesex, HA7 4RS.

NAME: RADIO HEADER ASSEMBLIES

| SIZE | CAGE CODE | DRAWING NO | RESTRICTED TO |
|---|---|---|---|
| A0 | 00779 | C-1-1437711-5 | - |

SCALE 2:1 SHEET 1 OF 1 REV B4

Компания «ЭлектроПласт» предлагает заключение долгосрочных отношений при поставках импортных электронных компонентов на взаимовыгодных условиях!

Наши преимущества:

- Оперативные поставки широкого спектра электронных компонентов отечественного и импортного производства напрямую от производителей и с крупнейших мировых складов;
- Поставка более 17-ти миллионов наименований электронных компонентов;
- Поставка сложных, дефицитных, либо снятых с производства позиций;
- Оперативные сроки поставки под заказ (от 5 рабочих дней);
- Экспресс доставка в любую точку России;
- Техническая поддержка проекта, помощь в подборе аналогов, поставка прототипов;
- Система менеджмента качества сертифицирована по Международному стандарту ISO 9001;
- Лицензия ФСБ на осуществление работ с использованием сведений, составляющих государственную тайну;
- Поставка специализированных компонентов (Xilinx, Altera, Analog Devices, Intersil, Interpoint, Microsemi, Aeroflex, Peregrine, Syfer, Eurofarad, Texas Instrument, Miteq, Cobham, E2V, MA-COM, Hittite, Mini-Circuits,General Dynamics и др.);

Помимо этого, одним из направлений компании «ЭлектроПласт» является направление «Источники питания». Мы предлагаем Вам помощь Конструкторского отдела:

- Подбор оптимального решения, техническое обоснование при выборе компонента;
- Подбор аналогов;
- Консультации по применению компонента;
- Поставка образцов и прототипов;
- Техническая поддержка проекта;
- Защита от снятия компонента с производства.

**Как с нами связаться**

**Телефон:** 8 (812) 309 58 32 (многоканальный)
**Факс:** 8 (812) 320-02-42
**Электронная почта:** org@eplast1.ru
**Адрес:** 198099, г. Санкт-Петербург, ул. Калинина, дом 2, корпус 4, литера А.