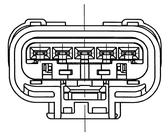

END VIEW
W/O CPA

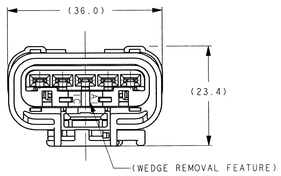

END VIEW
W/CPA

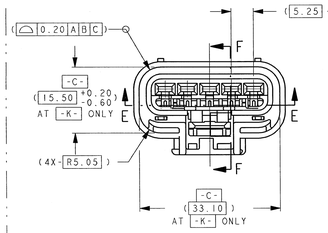

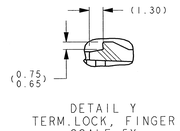

DETAIL Y
TERM.LOCK, FINGER
SCALE 5X

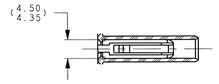

PARTIAL
SECTION G-G

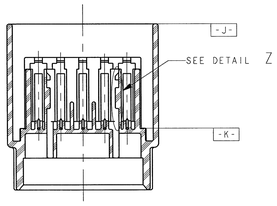

SECTION E-E

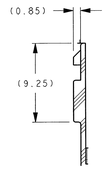

DETAIL Z
SCALE 4X

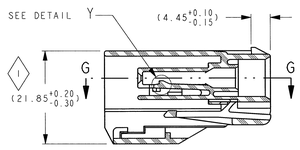

SECTION F-F

FOR REFERENCE ONLY
INSULATOR VIEWS

"TYPE - A"

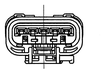

"TYPE - B"

"TYPE - C"

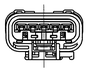

"TYPE - D"

POLARIZATIONS OPTIONS
FULL SIZE
SHOWN W/CPA.

"TYPE - A"

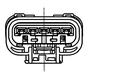

"TYPE - B"

"TYPE - C"

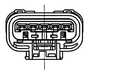

"TYPE - D"

POLARIZATIONS OPTIONS
FULL SIZE
SHOWN W/O CPA.

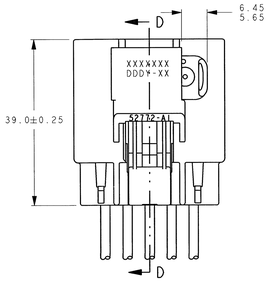

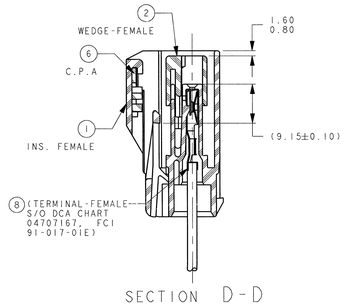

SECTION D-D

UNSEALED ASSEMBLY VIEW
SHIPPED WITHOUT SEALS AND RETAINER

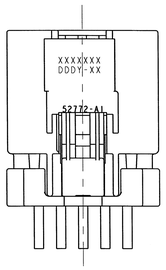

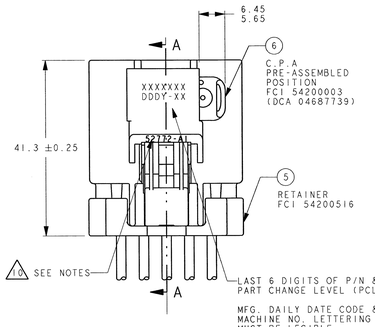

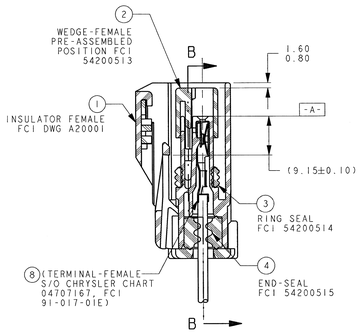

SECTION A-A

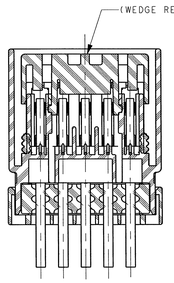

SECTION B-B

NOTES:

1. QUALITY ASSURANCE REQUIREMENTS PER DCA PS-7300: 1 SPC DATA REQUIRED
2. ENGINEERING APPROVAL OF SUPPLIER SAMPLES IS REQUIRED PRIOR TO AUTHORIZATION OF PART PRODUCTION.
3. CHANGES IN DESIGN COMPOSITION OR PROCESSING FROM THE PART PREVIOUSLY APPROVED FOR PART PRODUCTION REQUIRES PRIOR ENGINEERING APPROVAL
4. WIRING FABRICATORS MUST PURCHASE FROM SOURCES SHOWN
5. ALL THE SEALED CONNECTOR APPLICATONS MUST BE USED WITH CHRYSLER WIRE SPEC. MS-8288 OR MS-9502 THIN WALL X-LINK 20, 18, 16 & 14 GAGE WIRES ONLY. UNLESS OTHERWISE SPECIFIED (WIRE INSULATIONS Ø1.70 MIN TO Ø2.70 MAX)
6. ALL NON-SEALED APPLICATIONS MAY BE USED WITH ANY WIRE INSULATION 22 GAGE THRU 10 GAGE (EXCEPT AS NOTED) PROVIDING THAT A TERMINAL GRIP FOR THAT CORE/INSULATION COMBINATION IS SHOWN ON THE FEMALE TERMINAL DRAWING

   MAX. INSUALTION CRIMP WIDTH = 4.50
   MAX. INSUALTION CRIMP HEIGHT = 4.50
   MAX. INSUALTION DIA. = 4.09 (10 GA THIN WALL)
7. USE WITH CAVITY PLUG, FCI P/N 54200005, (CHRYSLER P/N 56038308) WHEN REQ'D USE WITH 2.80MM APEX FEM TERM PER C15004-CUST SYM ABOUT CENTERLINE FOR 180° ORIENTATION
8. DIRECT CONNECT DRAWING NO. G36005 (CHRYSLER 04793884AA)
9. TEST METHOD PER CHRYSLER PERFORMANCE SPEC# PF-9600, CONNECTOR ENGAGE & DISENGAGE WITH LATCH DEPRESSED FORCE NOT TO EXCEED 90 N. FOR THIS SYSTEM

   CPA SEATING FORCES - 40 N. MAX
   WEDGE SEATING FORCES - 100 N. MAX
10. SUPPLIER, MOLD & CAVITY I.D. SIGNIFIES TOOL OWNERSHIP, FOR REFERENCE
11. ANNUAL QUALITY REQUIREMENTS:
    IT IS PERMISSIBLE TO PERFORM CONTINUOUS CONFORMANCE PER FCI SPECIFICATION #AQA-001 INSTEAD OF ANNUAL LAYOUT & ANNUAL PV REQUIREMENTS OF QS-9000 SECTION 2 & PF-9600

    ALL NON-REFERENCE DIMENSIONS ARE REQUIRED

    DIMENSIONAL AS NOTED BELOW:

    - USE INDEX A, BLACK SEALED AND UNSEALED FOR ALL AFFECTED INSULATOR CAVITIES
    - CURRENT PRODUCTION TOOLING
    - POINT OF LAST RUN

    CONNECTOR VALIDATED TO PF-9600 WITH THE FOLLOWING EXCEPTIONS:
    TEST 5.3.4 VIBRATION/MECHANICAL SHOCK,TEST 5.3.9 THERMAL SHOCK,
    TEST 5.3.10 TEMPERATURE/HUMIDITY CYCLING AND TEST
    5.3.11 HIGH TEMPERATURE EXPOSURE

    SERVICE TOOLING GUIDE INFORMATION PER APEX TRAINING MANUAL
12. MUST CONFORM TO THE FOLLOWING CHRYSLER/YNA STANDARDS:

    PF-9600 PERFORMANCE (CHRYSLER) EXCEPT AS NOTED ABOVE
    PS-7300 QUALITY ASSURANCE (CHRYSLER)
    PS-4480-CEK-4 (CHRYSLER PART I.D., (G-009-2 YNA)
    PS-9065 REGRIND (CHRYSLER), (G-009-3 YNA)
    PS-9227 DATA EXCHANGE (CHRYSLER), (G-009-7 YNA)
    PS-10052 INFORMATION SECURITY (CHRYSLER)
13. THIS DRAWING (H59006) REPLACES CHRYSLER DRAWING NO 04793886AA LEVEL "C" CHRYSLER DRAWING IS FOR REFERENCE ONLY
14. FCI P/N WITH SUFFIX "N" DESIGNATES ASSEMBLIES W/O CPA

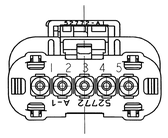

WITHOUT CPA
SEE P/N CHART
ALL DIMENSIONS SAME
AS WITH CPA VIEWS

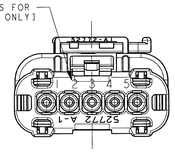

SEALED ASSEMBLY VIEWS
SEE P/N CHART
SHOWN WITH CPA

MATING PART NUMBER CHART

INDEX TYPE	COLOR	SEALED/ UNSEALED	FCI	ITC	
D	NATURAL	UNSEALED	54200520N	N/A	DIRECT CONNECT APPLICATION
		UNSEALED	54200520	04793894AA	
		SEALED	54200524N	N/A	DIRECT CONNECT APPLICATION
		SEALED	54200524	04793890AA	
C	DK GREY	UNSEALED	54200519N	N/A	DIRECT CONNECT APPLICATION
		UNSEALED	54200519	04793893AA	
		SEALED	54200523N	N/A	DIRECT CONNECT APPLICATION
		SEALED	54200523	04793889AA	
B	LT GRY	UNSEALED	54200518N	N/A	DIRECT CONNECT APPLICATION
		UNSEALED	54200518	04793892AA	
		SEALED	54200522N	N/A	DIRECT CONNECT APPLICATION
		SEALED	54200522	04793888AA	
A	BLACK	UNSEALED	54200517N	N/A	DIRECT CONNECT APPLICATION
		UNSEALED	54200517	04793891AA	
		SEALED	54200521N	N/A	DIRECT CONNECT APPLICATION
		SEALED	54200521	04793887AA	
			FCI	(CHRYSLER)	
		CHRYSLER APPLICATION			MATING ASSEMBLY PART NUMBER FOR REFERENCE ONLY
		FEMALE ASSEMBLY PART NUMBERS			

FCI - FRAMATOME CONNECTORS INTERNATIONAL
ITC - INTERLOCK TERMINAL CORPORATION

ASSEMBLY PART NUMBERS

CHRYSLER APPLICATION (DCA P/N'S)	UNSEALED W/O CPA				UNSEALED W/CPA				SEALED W/CPA				SEALED W/O CPA			
FCI P/N'S	54200517N	54200518N	54200519N	54200520N	04793891AA	04793892AA	04793893AA	04793894AA	04793887AA	04793888AA	04793889AA	04793890AA	54200521N	54200522N	54200523N	54200524N
REQUIRED	1				1				1				1			
		1				1				1				1		
			1				1				1				1	
				1				1				1				1
REQUIRED	1	1	1	1	1	1	1	1	1	1	1	1	1	1	1	1
									1	1	1	1	1	1	1	1
									1	1	1	1	1	1	1	1
									1	1	1	1	1	1	1	1
					1	1	1	1	1	1	1	1				
3	3	3	3	3	3	3	3	3	3	3	3	3	3	3	3	3
F	F	F	F	F	F	F	F	F	F	F	F	F	F	F	F	F

ITEM	FCI P/N	ITC P/N	PART NAME
1	54200505	A20001A	INSULATOR-FEMALE INDEX A; BLK (NYLON)
1	54200506	A20001B	INSULATOR-FEMALE INDEX B; LT GRY (NYLON)
1	54200507	A20001C	INSULATOR-FEMALE INDEX C; DK GRY (NYLON)
1	54200508	A20001D	INSULATOR-FEMALE INDEX D; NATURAL (NYLON)
2	54200513	A20003	WEDGE-FEMALE; ROYAL BLUE (NYLON)
3	54200514	A20007	RING SEAL; RED (SILICONE)
4	54200515	A20006	END SEAL; LT BLUE (SILICONE)
5	54200516	A20005	RETAINER; BLACK (NYLON)
6	54200003	*04687739	CPA LATCH; RED (NYLON)
CONNECTOR ASSEMBLY TEMPERATURE CLASS PER SAE/USCAR-2 REV 5			
PART CHANGE LEVEL (PCL)			

* DCA PART NUMBER

FCI	52772 OR 52772 H	SEE CHART
VENDOR	VENDOR CODE	P/N

PART NUMBER FCI	PART NUMBER	REV DATE	REV	DRAWING NUMBER
	CUSTOMER			

DRAWING NUMBER	REVISION	SHEET	APPROVAL LEVEL
H59006	F1	1/1	-

ECN NUMBER	DATE M-D-YY	REVISION	ZONE	CHANGE DESCRIPTION	DRAWN BY	CHK. BY	APPR. BY
10191	03-24-08	F1	ALL	USE WITH 2.80MM APEX FEMALE TERMINAL NOTE ADDED FOR 180° ORIENTATION, CHRYSLER WAS DCA	ANSU	SSS	SSS

PRODUCT SPEC: 2.80MM APEX
PACKAGING SPEC: -
APPLICATION SPEC: -
THIS DRAWING AND ALL OTHER INFORMATION CONTAINED THEREIN IS PROPRIETARY AND THE PROPERTY OF FCI. This drawing may not be copied, reproduced or disclosed to any third party without the prior written permission of FCI. © FCI April 1999
TOLERANCES: 2 PLACE DIM ± .02 3 PLACE DIM ± .005 ANGLE DIM ± 0
SEE DWG
CONTEXT NO.
MATERIAL: NOTED ON COMPONENT PRINTS
SURFACE FINISH: -
COLOR: -
3RD ANGLE
DIMENSION IN MILLIMETERS
CAD SYSTEM pro/ eng.
SHEET SIZE A0
DO NOT SCALE DRAWING
TOOL NO. A068
SED Int. Code NA
TITLE: CHART - ASSEMBLY 5-WAY FEMALE (2.80MM APEX CONN.SYS.)
DRAWN 11-09-95 A UDAYANAN
CHECKED 11-09-95 SUCHA SIAN
APPROVED 11-09-95 SUCHA SIAN
DRAWING NUMBER: H59006
SHEET 1 OF 1
USER NO. 6263
EXT. NO. -
FILE NAME H59006.DWG
SCALE 2:1

Компания «ЭлектроПласт» предлагает заключение долгосрочных отношений при поставках импортных электронных компонентов на взаимовыгодных условиях!

Наши преимущества:

- Оперативные поставки широкого спектра электронных компонентов отечественного и импортного производства напрямую от производителей и с крупнейших мировых складов;
- Поставка более 17-ти миллионов наименований электронных компонентов;
- Поставка сложных, дефицитных, либо снятых с производства позиций;
- Оперативные сроки поставки под заказ (от 5 рабочих дней);
- Экспресс доставка в любую точку России;
- Техническая поддержка проекта, помощь в подборе аналогов, поставка прототипов;
- Система менеджмента качества сертифицирована по Международному стандарту ISO 9001;
- Лицензия ФСБ на осуществление работ с использованием сведений, составляющих государственную тайну;
- Поставка специализированных компонентов (Xilinx, Altera, Analog Devices, Intersil, Interpoint, Microsemi, Aeroflex, Peregrine, Syfer, Eurofarad, Texas Instrument, Miteq, Cobham, E2V, MA-COM, Hittite, Mini-Circuits,General Dynamics и др.);

Помимо этого, одним из направлений компании «ЭлектроПласт» является направление «Источники питания». Мы предлагаем Вам помощь Конструкторского отдела:

- Подбор оптимального решения, техническое обоснование при выборе компонента;
- Подбор аналогов;
- Консультации по применению компонента;
- Поставка образцов и прототипов;
- Техническая поддержка проекта;
- Защита от снятия компонента с производства.

Как с нами связаться

Телефон: 8 (812) 309 58 32 (многоканальный)
Факс: 8 (812) 320-02-42
Электронная почта: org@eplast1.ru
Адрес: 198099, г. Санкт-Петербург, ул. Калинина, дом 2, корпус 4, литера А.