

Type 930C, Metallized Polypropylene Capacitors for DC Filtering

Low Dissipation, General Purpose



Type 930C metallized polypropylene capacitors are designed for general purpose filtering applications. Their stability and low loss characteristics make them an excellent choice for blocking, filtering, bypassing, coupling and decoupling applications. This Series is UL recognized for construction only under UL File Number E128034(N).

Highlights

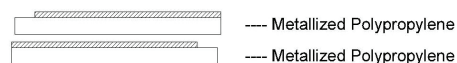
- Low dissipation factor
- Self healing
- UL recognized

Specifications

Capacitance Range	0.22 to 10.0 μ F
Capacitance Tolerance	$\pm 10\%$ (K) Standard; $\pm 5\%$ (J) Optional
Rated Voltage	100 to 630 Vdc (70 to 250 Vac, 60 Hz)
Operating Temperature Range with Ripple	-55 $^{\circ}$ C to 105 $^{\circ}$ C* *Full rated voltage at 85 $^{\circ}$ C - derated linearly to 50% rated at 105 $^{\circ}$ C
Maximum rms Current	Check tables for values
Insulation Resistance	200,000 M Ω x μ F
Test Voltage between Terminals @ 25 $^{\circ}$ C	200% rated DC voltage for 60 s
Test Voltage between Terminals & Case @ 25 $^{\circ}$ C	3 kVac @ 50/60 Hz for 60 s
Life Test	1,000 h @ 85 $^{\circ}$ C, 125% rated DC voltage
Life Expectancy	60,000 h @ rated Vdc, 70 $^{\circ}$ C 30,000 h @ rated Vac, 70 $^{\circ}$ C
RoHS Compliant	

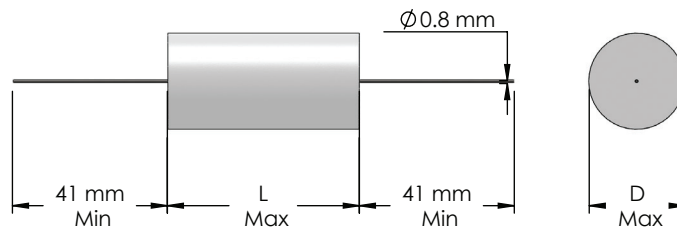
Dimensions

Construction Diagram



Construction Details

Case Material	UL510 Polyester Tape Wrap
Resin Material	UL94V-0 Epoxy Fill
Terminal Material	Tin Plated Copper



Type 930C, Metallized Polypropylene Capacitors for DC Filtering

Low Dissipation, General Purpose

Part Numbering System

930	C	1	P	22	K	-F
Series	Termination Code	Voltage Code	Capacitance Decimal Point	Capacitance Significant Figures (μF)	Tolerance Code	RoHS Compliant Indicator
930	C = Bare Copper Wire	1 = 100 Vdc 2 = 250 Vdc 4 = 400 Vdc 6 = 630 Vdc	S = 0.0 P = 0. W = No decimal point		K = ±10% J = ±5%	

Ratings

NOTE: Other ratings, sizes and performance specifications are available. Contact us.

Cap. (μF)	Catalog Part Number	D mm	L mm	ESR 20-100 kHz (mΩ)	dV/dt (V/μs)	Max. Ripple Current (A) 20 kHz						
						Case Temperature						
						25 °C	35 °C	45 °C	55 °C	65 °C	75 °C	85 °C
100 Vdc (70 Vac)												
.22	930C1P22K-F	7.0	19.0	---	25	2.3	2.3	2.3	2.3	2.3	1.8	1.0
.27	930C1P27K-F	7.6	19.0	---	25	2.6	2.6	2.6	2.6	2.4	1.9	1.1
.33	930C1P33K-F	8.2	19.0	---	25	2.8	2.8	2.8	2.8	2.6	2.2	1.2
.39	930C1P39K-F	8.8	19.0	---	25	3.1	3.1	3.1	3.1	2.9	2.3	1.3
.47	930C1P47K-F	9.5	19.0	37	25	3.7	3.4	3.1	2.8	2.5	2.0	1.4
.56	930C1P56K-F	8.2	25.4	35	14	3.9	3.6	3.3	2.9	2.6	2.1	1.5
.68	930C1P68K-F	8.8	25.4	33	14	4.1	3.8	3.5	3.1	2.8	2.2	1.6
.82	930C1P82K-F	9.6	25.4	31	14	4.3	4.0	3.6	3.2	2.9	2.3	1.7
1.00	930C1W1K-F	10.7	25.4	26	14	5.5	5.1	4.7	4.2	3.6	2.8	2.6
1.20	930C1W1P2K-F	11.5	25.4	24	14	5.7	5.3	4.9	4.4	3.8	3.0	2.8
1.50	930C1W1P5K-F	12.7	25.4	20	14	6.1	5.5	5.1	4.6	4.0	3.2	3.1
1.80	930C1W1P8K-F	13.7	25.4	19	14	6.3	5.7	5.3	4.8	4.1	3.4	3.0
2.00	930C1W2K-F	12.3	31.7	18	10	6.5	6.0	5.5	4.9	4.2	3.5	3.2
2.20	930C1W2P2K-F	12.9	31.7	18	10	6.8	6.3	5.7	2.1	4.4	3.6	3.3
2.70	930C1W2P7K-F	14.1	31.7	17	10	7.1	6.5	6.0	5.3	4.6	3.7	3.4
3.00	930C1W3K-F	14.8	31.7	16	10	7.3	6.7	6.2	5.5	4.8	3.9	3.5
3.30	930C1W3P3K-F	15.4	31.7	16	10	7.4	6.8	6.4	5.6	4.9	4.0	3.6
3.90	930C1W3P9K-F	16.6	31.7	15	10	7.6	6.9	6.6	5.8	5.1	4.1	3.7
4.00	930C1W4K-F	13.6	44.4	15	6	7.8	7.0	6.7	5.9	5.2	4.2	3.8
4.70	930C1W4P7K-F	14.7	44.4	15	6	8.1	7.4	6.8	6.0	5.3	4.3	3.9
5.00	930C1W5K-F	15.1	44.4	14	6	8.3	7.6	7.0	6.2	5.4	4.4	4.0
5.60	930C1W5P6K-F	15.8	44.4	14	6	8.4	7.7	7.1	6.4	5.5	4.5	4.1
6.00	930C1W6K-F	16.4	44.4	14	6	8.5	7.8	7.2	6.5	5.6	4.6	4.2
6.80	930C1W6P8K-F	17.3	44.4	13	6	8.5	8.0	7.4	6.7	5.7	4.7	4.3
8.00	930C1W8K-F	18.7	44.4	13	6	8.6	8.3	7.7	6.8	6.0	4.8	4.4
8.20	930C1W8P2K-F	18.9	44.4	13	6	8.8	8.6	8.0	7.0	6.1	4.9	4.5
10.00	930C1W10K-F	20.7	44.4	12	6	9.0	9.0	8.5	7.6	6.6	5.4	4.9
250 Vdc (175 Vac)												
.10	930C2P1K-F	8.0	19.0	---	37	1.5	1.5	1.5	1.5	1.5	1.5	.09
.12	930C2P12K-F	8.0	19.0	---	37	1.9	1.9	1.9	1.9	1.9	1.7	1.0
.15	930C2P15K-F	8.5	19.0	---	37	2.3	2.3	2.3	2.3	2.3	1.9	1.1
.18	930C2P18K-F	9.0	19.0	---	37	2.7	2.7	2.7	2.7	2.5	2.0	1.2

Type 930C, Metallized Polypropylene Capacitors for DC Filtering

Low Dissipation, General Purpose

Cap. (μ F)	Catalog Part Number	D mm	L mm	ESR 20-100 kHz (m Ω)	dV/dt (V/ μ s)	Max. Ripple Current (A) 20 kHz						
						Case Temperature						
25 °C	35 °C	45 °C	55 °C	65 °C	75 °C	85 °C						
250 Vdc (175 Vac)												
.22	930C2P22K-F	8.5	25.4	---	21	1.9	1.9	1.9	1.9	1.9	1.9	1.3
.27	930C2P27K-F	8.5	25.4	---	21	2.4	2.4	2.4	2.4	2.4	2.2	1.4
.33	930C2P33K-F	9.2	25.4	---	21	2.9	2.9	2.9	2.9	2.9	2.3	1.5
.39	930C2P39K-F	9.9	25.4	---	21	3.4	3.4	3.4	3.2	2.9	2.3	1.6
.47	930C2P47K-F	10.7	25.4	35	21	3.8	3.7	3.6	3.4	2.9	2.4	1.7
.56	930C2P56K-F	11.8	25.4	33	21	3.9	3.8	3.7	3.5	3.1	2.5	1.8
.68	930C2P68K-F	12.0	31.7	32	15	4.0	3.9	3.8	3.7	3.2	2.6	1.9
.82	930C2P82K-F	12.0	31.7	31	15	4.2	4.1	4.0	3.9	3.4	2.8	2.0
1.00	930C2W1K-F	13.0	32.0	28	15	4.4	4.4	4.4	4.4	4.3	3.5	3.2
1.20	930C2W1P2K-F	14.1	32.0	27	15	4.7	4.6	4.5	5.0	4.5	3.7	3.3
1.50	930C2W1P5K-F	15.6	32.0	26	15	5.1	5.0	4.9	4.4	4.7	3.9	3.5
1.80	930C2W1P8K-F	16.9	31.7	25	15	5.9	5.8	5.7	5.7	5.0	4.1	3.7
2.00	930C2W2K-F	17.8	31.7	21	15	7.2	7.2	6.8	6.0	5.2	4.3	3.9
2.20	930C2W2P2K-F	16.5	44.4	20	9.0	8.4	7.5	7.0	6.3	5.4	4.5	4.1
2.70	930C2W2P7K-F	17.0	44.4	19	9.0	8.6	7.8	7.3	6.6	5.7	4.7	4.3
3.00	930C2W3K-F	17.8	44.4	18	9.0	9.0	8.3	7.6	6.8	5.9	4.8	4.4
3.30	930C2W3P3K-F	18.6	44.4	18	9.0	9.0	8.4	7.8	7.0	6.0	4.9	4.5
3.90	930C2W3P9K-F	20.2	44.4	17	9.0	9.0	8.5	8.0	7.2	6.2	5	4.6
4.00	930C2W4K-F	20.4	44.4	16	9.0	9.0	8.5	8.2	7.4	6.3	5.1	4.7
4.70	930C2W4P7K-F	22.0	44.4	16	9.0	9.0	8.8	8.5	7.7	6.6	5.3	4.9
5.00	930C2W5K-F	22.6	44.4	15	9.0	9.0	9.0	8.8	7.9	6.8	5.6	5.1
5.60	930C2W5P6K-F	23.9	44.4	15	9.0	9.0	9.0	8.9	8.0	7.0	5.8	5.3
6.00	930C2W6K-F	24.7	44.4	15	9.0	9.0	9.0	9.0	8.2	7.2	5.9	5.5
6.80	930C2W6P8K-F	22.4	57.1	15	9.0	9.0	9.0	9.0	8.4	7.4	6.0	5.6
8.00	930C2W8K-F	24.2	57.1	14	9.0	9.0	9.0	9.0	8.7	7.8	6.3	5.8
8.20	930C2W8P2K-F	24.5	57.1	14	9.0	9.0	9.0	9.0	8.8	7.9	6.4	5.9
10.00	930C2W10K-F	26.9	57.1	13	9.0	9.0	9.0	9.0	9.0	8.3	6.8	6.2
400 Vdc (250 Vac)												
.047	930C4S47K-F	8.0	19.0	---	49	1.0	1.0	1.0	1.0	1.0	1.0	0.9
.056	930C4S56K-F	8.0	19.0	---	49	1.1	1.1	1.1	1.1	1.1	1.1	0.9
.068	930C4S68K-F	8.0	19.0	---	49	1.4	1.4	1.4	1.4	1.4	1.4	1.0
.082	930C4S82K-F	8.1	19.0	---	49	1.7	1.7	1.7	1.7	1.7	1.6	1.1
.10	930C4P1K-F	8.8	19.0	---	49	2.0	2.0	2.0	2.0	2.0	1.9	1.3
.12	930C4P12K-F	7.6	25.4	---	28	1.4	1.4	1.4	1.4	1.4	1.4	1.4
.15	930C4P15K-F	8.5	25.4	---	28	1.7	1.7	1.7	1.7	1.7	1.7	1.6
.18	930C4P18K-F	9.0	25.4	---	28	2.1	2.1	2.1	2.1	2.1	2.1	1.7
.22	930C4P22K-F	9.8	25.4	---	28	2.6	2.6	2.6	2.6	2.6	2.5	1.8
.27	930C4P27K-F	10.7	25.4	---	28	3.1	3.1	3.1	3.1	3.1	2.7	1.9
.33	930C4P33K-F	11.9	25.4	---	28	3.8	3.8	3.8	3.8	3.5	2.9	2.0
.39	930C4P39K-F	12.8	25.4	---	28	4.1	4.1	4.1	4.1	3.7	3.1	2.1
.47	930C4P47K-F	13.8	25.4	32	20	5.7	5.5	5.0	4.4	3.8	3.2	2.2
.56	930C4P56K-F	12.8	32.0	31	20	5.7	5.7	5.3	4.4	4.1	3.3	2.3

Type 930C, Metallized Polypropylene Capacitors for DC Filtering

Low Dissipation, General Purpose

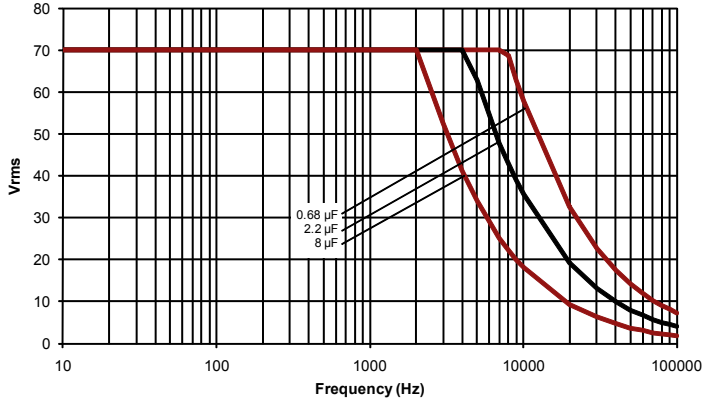
Cap. (μ F)	Catalog Part Number	D mm	L mm	ESR 20-100 kHz (m Ω)	dV/dt (V/ μ s)	Max. Ripple Current (A) 20 kHz						
						Case Temperature						
25 °C	35 °C	45 °C	55 °C	65 °C	75 °C	85 °C						
400 Vdc (250 Vac)												
.68	930C4P68K-F	14.0	32.0	30	20	5.7	5.7	5.5	4.8	4.3	3.5	2.4
.82	930C4P82K-F	15.2	32.0	28	20	5.7	5.7	5.6	5.3	4.5	3.7	2.6
1.00	930C4W1K-F	16.6	32.0	27	20	5.7	5.7	5.7	5.7	5.7	4.7	4.3
1.20	930C4W1P2K-F	18.1	32.0	26	20	6.3	6.2	6.0	5.9	5.8	4.9	4.5
1.50	930C4W1P5K-F	18.0	44.4	25	13	7.0	6.9	6.7	6.6	6.5	5.2	4.7
1.80	930C4W1P8K-F	18.2	44.4	23	13	8.0	7.9	7.8	7.7	6.8	5.5	5.0
2.00	930C4W2K-F	19.1	44.4	21	13	9.0	9.0	9.0	8.0	7.0	5.7	5.2
2.20	930C4W2P2K-F	21.0	44.4	20	13	9.0	9.0	9.0	8.3	7.4	5.9	5.4
2.70	930C4W2P7K-F	22.0	44.4	19	13	9.0	9.0	9.0	8.6	7.6	6.0	5.6
3.00	930C4W3K-F	23.1	44.4	17	13	9.0	9.0	9.0	9.0	7.9	6.4	5.9
3.30	930C4W3P3K-F	24.1	44.4	16	13	9.0	9.0	9.0	9.0	8.1	6.6	6.3
3.90	930C4W3P9K-F	26.2	44.4	15	13	9.0	9.0	9.0	9.0	8.3	6.8	6.5
630 Vdc (250 Vac)												
.022	930C6S22K-F	8.0	19.0	---	74	0.8	0.8	0.8	0.8	0.8	0.8	0.8
.027	930C6S27K-F	8.0	19.0	---	74	1.0	1.0	1.0	1.0	1.0	1.0	0.9
.033	930C6S33K-F	8.5	19.0	---	74	1.2	1.2	1.2	1.2	1.2	1.2	1.0
.039	930C6S39K-F	9.1	19.0	---	74	1.4	1.4	1.4	1.4	1.4	1.4	1.0
.047	930C6S47K-F	9.9	19.0	---	74	1.7	1.7	1.7	1.7	1.7	1.6	1.1
.056	930C6S56K-F	10.6	19.0	---	74	2.1	2.1	2.1	2.1	2.1	1.7	1.2
.068	930C6S68K-F	9.0	25.4	---	43	1.3	1.3	1.3	1.3	1.3	1.3	1.3
.082	930C6S82K-F	9.5	25.4	---	43	1.6	1.6	1.6	1.6	1.6	1.6	1.4
.10	930C6P1K-F	11.0	25.4	---	43	1.9	1.9	1.9	1.9	1.9	1.9	1.6
.12	930C6P12K-F	11.2	25.4	---	43	2.3	2.3	2.3	2.3	2.3	2.3	1.8
.15	930C6P15K-F	13.0	32.0	---	30	2.9	2.9	2.9	2.9	2.9	2.6	1.9
.18	930C6P18K-F	13.7	32.0	---	30	3.5	3.5	3.5	3.5	3.5	2.7	1.9
.22	930C6P22K-F	12.6	32.0	---	30	2.8	2.8	2.8	2.8	2.8	2.8	2.3
.27	930C6P27K-F	13.8	32.0	---	30	3.5	3.5	3.5	3.5	3.5	3.3	2.3
.33	930C6P33K-F	15.1	32.0	---	30	4.3	4.3	4.3	4.3	4.3	3.5	2.4
.39	930C6P39K-F	16.2	32.0	---	30	5.0	5.0	5.0	5.0	4.6	3.7	2.5
.47	930C6P47K-F	17.7	37.0	28	20	6.8	6.3	5.8	5.2	4.5	3.6	2.6
.56	930C6P56K-F	15.4	44.4	26	19	7.4	6.9	6.3	5.6	4.8	4.0	2.8
.68	930C6P68K-F	18.0	44.4	25	19	7.8	7.2	6.6	5.9	5.1	4.2	2.9
.82	930C6P82K-F	18.4	44.4	22	19	8.1	7.5	6.9	6.2	5.3	4.3	3.1
1.00	930C6W1K-F	20.2	47.0	18	19	8.6	7.9	7.3	6.5	5.6	4.6	3.6

Type 930C, Metallized Polypropylene Capacitors for DC Filtering

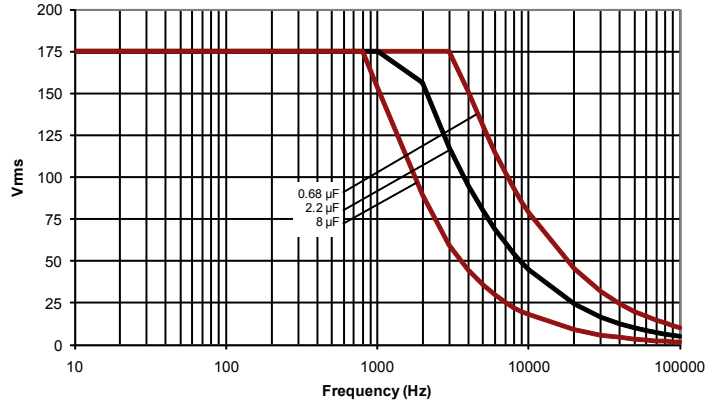
Low Dissipation, General Purpose

RMS Voltage vs Frequency @ 25 °C

930C - 100 Vdc



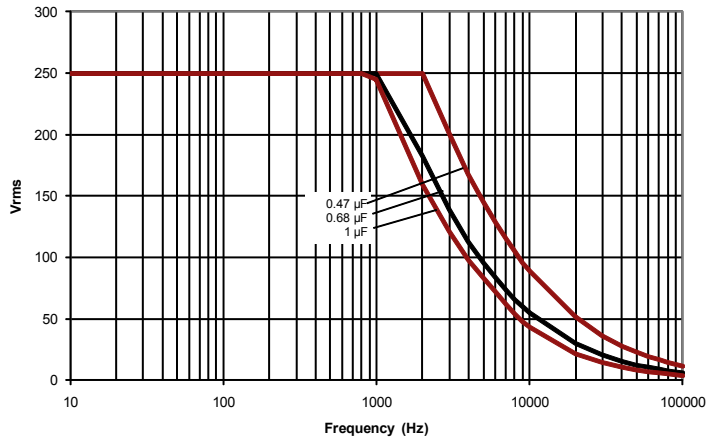
930C - 200 Vdc



930C - 400 Vdc



930C - 600 Vdc





Компания «ЭлектроПласт» предлагает заключение долгосрочных отношений при поставках импортных электронных компонентов на взаимовыгодных условиях!

Наши преимущества:

- Оперативные поставки широкого спектра электронных компонентов отечественного и импортного производства напрямую от производителей и с крупнейших мировых складов;
- Поставка более 17-ти миллионов наименований электронных компонентов;
- Поставка сложных, дефицитных, либо снятых с производства позиций;
- Оперативные сроки поставки под заказ (от 5 рабочих дней);
- Экспресс доставка в любую точку России;
- Техническая поддержка проекта, помощь в подборе аналогов, поставка прототипов;
- Система менеджмента качества сертифицирована по Международному стандарту ISO 9001;
- Лицензия ФСБ на осуществление работ с использованием сведений, составляющих государственную тайну;
- Поставка специализированных компонентов (Xilinx, Altera, Analog Devices, Intersil, Interpoint, Microsemi, Aeroflex, Peregrine, Syfer, Eurofarad, Texas Instrument, Miteq, Cobham, E2V, MA-COM, Hittite, Mini-Circuits, General Dynamics и др.);

Помимо этого, одним из направлений компании «ЭлектроПласт» является направление «Источники питания». Мы предлагаем Вам помощь Конструкторского отдела:

- Подбор оптимального решения, техническое обоснование при выборе компонента;
- Подбор аналогов;
- Консультации по применению компонента;
- Поставка образцов и прототипов;
- Техническая поддержка проекта;
- Защита от снятия компонента с производства.



Как с нами связаться

Телефон: 8 (812) 309 58 32 (многоканальный)

Факс: 8 (812) 320-02-42

Электронная почта: org@eplast1.ru

Адрес: 198099, г. Санкт-Петербург, ул. Калинина, дом 2, корпус 4, литера А.