

## Polyester Capacitors

### Filmite® “E”, ORANGE DROP®, Radial Lead



#### FEATURES

- Utilizes minimum area where printed wiring board space is most important
- Wound from PETP polyester film and thin gauge foil under carefully controlled atmospheric conditions
- Protected against moisture by a conformal coating of epoxy
- Specifically designed for printed wiring board applications
- Widely used in computers, instrumentation and telecommunications equipment
- 100 VDC through 600 VDC, may be operated up to + 125 °C with proper dearing



**RoHS**  
COMPLIANT

#### PERFORMANCE CHARACTERISTICS

##### Operating Temperature: - 55 °C to + 85 °C

To + 105 °C when working voltage is reduced to 70 % of + 85 °C rating; to + 125 °C when working voltage is reduced to 50 % of 85 °C rating

**Insulation Resistance:** After a 2 minute charge at rated voltage or 500 V, whichever is less.

At + 25 °C: 100 000 Megohm for C ≤ 0.25 Microfarads  
25000 Megohm - Microfarads for C > 0.25 Microfarads  
At + 85 °C: 10 000 Megohm for C ≤ 0.15 Microfarads  
1500 Megohm - Microfarads for C > 0.15 Microfarads  
At + 105 °C: 1500 Megohm for C ≤ 0.17 Microfarads  
250 Megohm - Microfarads for C > 0.17 Microfarads  
At + 125 °C: 200 Megohm for C ≤ 0.13 Microfarads  
25 Megohm - Microfarads for C > 0.13 Microfarads

##### Capacitance Tolerance and Dissipation Factor:

Capacitors shall be measured at a frequency of 1000 Hz at + 25 °C or else be referred to measurements made at that frequency and temperature. The maximum dissipation factor shall be 0.75 %

##### Dielectric Withstanding Voltage:

Capacitors shall withstand a DC potential of 250 % of rated voltage applied between terminals for not more than 5 seconds. The test voltage must be applied and discharged through a resistor of 1 ohm per volt.

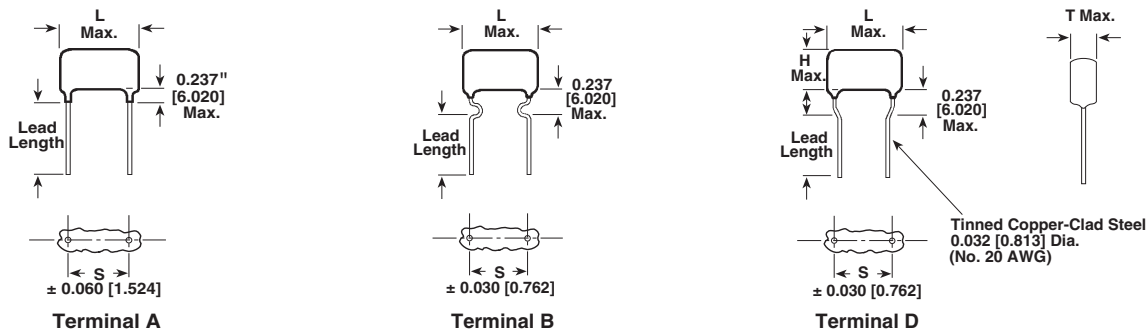
##### Humidity Test:

Condition capacitors with no voltage applied for 72 hours at 95 % relative humidity and + 75 °C. Remove capacitors from humidity chamber, wipe surface dry of moisture and dry in circulating air for 4 hours. Measure insulation resistance after a 2 minute charge at 25 °C and rated voltage or 500 VDC, whichever is less. Minimum product of insulation resistance and capacitance shall be 5000 Megohm - Microfarads after test but need not exceed 10 000 Megohm. Not more than one failure allowed in 12 units tested.

##### DC Life Test:

Capacitors are capable of withstanding a 500 hour life test at + 85 °C at 150 % of rated working voltage. After test, capacitance shall not have changed by more than 5 % of initial value, insulation resistance shall not have decreased by more than 50 % of the initial limit and dissipation factor shall not have increased to more than 1 %.

#### DIMENSIONS in inches [millimeters]

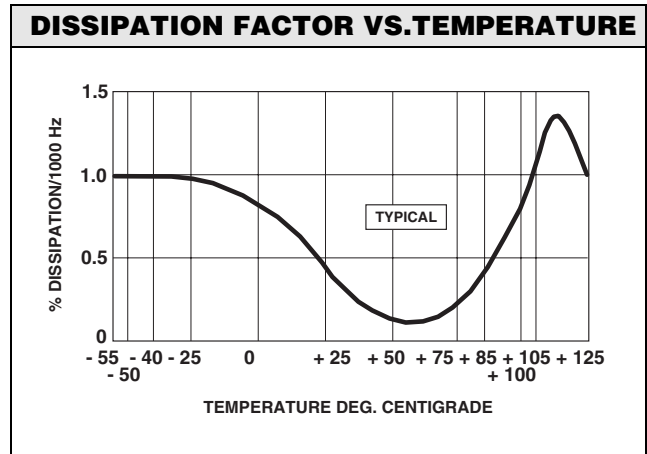
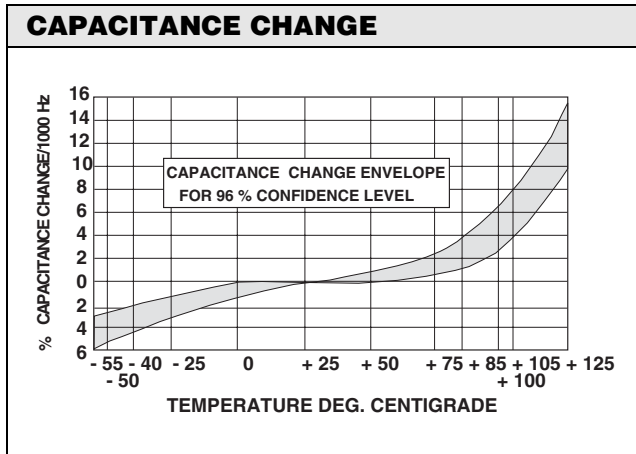


CASE CODE	L (Max.)	S	
		Terminal A and B	Terminal D
W	0.70 [17.78]	0.562 [14.275]	0.375 [9.525]
X	0.80 [20.32]	0.613 [15.570]	0.375 [9.525]
Y	1.25 [31.75]	0.969 [24.613]	0.719 [18.263]

# Type 225P

Vishay Sprague

Polyester Capacitors  
 Filmite® "E", ORANGE DROP®, Radial Lead



STANDARD RATINGS*				
± 10 % TOLERANCE	µF	PART NUMBER	SIZE	
			L	T
100 VDC/70 VAC**				
0.001	225P10291W	0.70 [17.78]	0.35 [8.89]	0.25 [6.35]
0.0012	225P12291W	0.70 [17.78]	0.35 [8.89]	0.25 [6.35]
0.0015	225P15291W	0.70 [17.78]	0.35 [8.89]	0.25 [6.35]
0.0018	225P18291W	0.70 [17.78]	0.35 [8.89]	0.25 [6.35]
0.0022	225P22291W	0.70 [17.78]	0.35 [8.89]	0.25 [6.35]
0.0027	225P27291W	0.70 [17.78]	0.35 [8.89]	0.25 [6.35]
0.0033	225P33291W	0.70 [17.78]	0.35 [8.89]	0.25 [6.35]
0.0039	225P39291W	0.70 [17.78]	0.35 [8.89]	0.25 [6.35]
0.0047	225P47291W	0.70 [17.78]	0.35 [8.89]	0.25 [6.35]
0.0056	225P56291W	0.70 [17.78]	0.35 [8.89]	0.25 [6.35]
0.0068	225P68291W	0.70 [17.78]	0.35 [8.89]	0.25 [6.35]
0.0082	225P82291W	0.70 [17.78]	0.35 [8.89]	0.25 [6.35]
0.01	225P10391W	0.70 [17.78]	0.35 [8.89]	0.25 [6.35]
0.012	225P12391W	0.70 [17.78]	0.35 [8.89]	0.25 [6.35]
0.015	225P15391W	0.70 [17.78]	0.35 [8.89]	0.25 [6.35]
0.018	225P18391W	0.70 [17.78]	0.35 [8.89]	0.25 [6.35]
0.022	225P22391W	0.70 [17.78]	0.35 [8.89]	0.25 [6.35]
0.027	225P27391W	0.70 [17.78]	0.37 [9.40]	0.27 [6.86]
0.033	225P33391W	0.70 [17.78]	0.37 [9.40]	0.27 [6.86]
0.039	225P39391W	0.70 [17.78]	0.42 [10.67]	0.30 [7.62]
0.047	225P47391W	0.70 [17.78]	0.42 [10.67]	0.30 [7.62]
0.056	225P56391W	0.70 [17.78]	0.49 [12.45]	0.34 [8.64]
0.068	225P68391W	0.70 [17.78]	0.49 [12.45]	0.34 [8.64]
0.082	225P82391W	0.70 [17.78]	0.55 [13.97]	0.40 [10.16]
0.1	225P10491W	0.70 [17.78]	0.55 [13.97]	0.40 [10.16]
0.12	225P12491X	0.80 [20.32]	0.57 [14.48]	0.37 [9.40]
0.15	225P15491X	0.80 [20.32]	0.62 [15.75]	0.40 [10.16]
0.18	225P18491X	0.80 [20.32]	0.66 [16.76]	0.43 [10.92]
0.22	225P22491X	0.80 [20.32]	0.70 [17.78]	0.46 [11.68]
0.27	225P27491X	0.80 [20.32]	0.74 [18.80]	0.49 [12.45]
0.33	225P33491X	0.80 [20.32]	0.77 [19.56]	0.52 [13.21]
0.39	225P39491X	0.80 [20.32]	0.81 [20.57]	0.55 [13.97]
0.47	225P47491X	0.80 [20.32]	0.86 [21.84]	0.60 [15.24]
0.56	225P56491Y	1.25 [31.75]	0.88 [22.35]	0.55 [13.97]
0.68	225P68491Y	1.25 [31.75]	0.90 [22.86]	0.58 [14.73]
0.82	225P82491Y	1.25 [31.75]	0.94 [23.88]	0.65 [16.51]
1.0	225P10591Y	1.25 [31.75]	0.98 [24.89]	0.72 [18.29]

\* Parts ordered with D3 leads are standard capacitors in stock and available through the Sprague® Distribution Network. For complete Part Number, add letter and number for terminal and lead length. See Ordering Information (Ex: 225P39391WD3).

\*\* 60 Hz rms

**Polyester Capacitors**  
**Filmite® "E", ORANGE DROP®, Radial Lead**

Vishay Sprague

<b>STANDARD RATINGS*</b> in inches [millimeters]				
$\pm 10\%$ TOLERANCE	PART NUMBER	SIZE		
		L	H	T
<b>200 VDC/140 VAC**</b>				
0.001	225P10292X	0.80 [20.32]	0.55 [13.97]	0.25 [6.35]
0.0015	225P15292X	0.80 [20.32]	0.55 [13.97]	0.25 [6.35]
0.0022	225P22292X	0.80 [20.32]	0.55 [13.97]	0.25 [6.35]
0.0033	225P33292X	0.80 [20.32]	0.55 [13.97]	0.25 [6.35]
0.0047	225P47292X	0.80 [20.32]	0.55 [13.97]	0.25 [6.35]
0.0068	225P68292X	0.80 [20.32]	0.58 [14.73]	0.25 [6.35]
0.01	225P10392X	0.80 [20.32]	0.58 [14.73]	0.25 [6.35]
0.015	225P15392X	0.80 [20.32]	0.58 [14.73]	0.25 [6.35]
0.022	225P22392X	0.80 [20.32]	0.58 [14.73]	0.25 [6.35]
0.033	225P33392X	0.80 [20.32]	0.61 [15.49]	0.28 [7.11]
0.047	225P47392X	0.80 [20.32]	0.61 [15.49]	0.28 [7.11]
0.068	225P68392X	0.80 [20.32]	0.64 [16.26]	0.31 [7.87]
0.1	225P10492X	0.80 [20.32]	0.71 [18.03]	0.37 [9.40]
0.1	225P10492Y	1.25 [31.75]	0.64 [16.26]	0.31 [7.87]
0.15	225P15492X	0.80 [20.32]	0.74 [18.80]	0.41 [10.41]
0.22	225P22492X	0.80 [20.32]	0.77 [19.56]	0.48 [12.19]
0.33	225P33492Y	1.25 [31.75]	0.71 [18.03]	0.41 [10.41]
0.47	225P47492Y	1.25 [31.75]	0.83 [21.08]	0.50 [12.70]
0.68	225P68492Y	1.25 [31.75]	1.14 [28.96]	0.84 [21.34]
<b>400 VDC/200 VAC**</b>				
0.001	225P10294X	0.80 [20.32]	0.55 [13.97]	0.25 [6.35]
0.0015	225P15294X	0.80 [20.32]	0.55 [13.97]	0.25 [6.35]
0.0022	225P22294X	0.80 [20.32]	0.55 [13.97]	0.25 [6.35]
0.0033	225P33294X	0.80 [20.32]	0.55 [13.97]	0.25 [6.35]
0.0047	225P47294X	0.80 [20.32]	0.55 [13.97]	0.25 [6.35]
0.0068	225P68294X	0.80 [20.32]	0.58 [14.73]	0.25 [6.35]
0.01	225P10394X	0.80 [20.32]	0.58 [14.73]	0.28 [7.11]
0.015	225P15394X	0.80 [20.32]	0.58 [14.73]	0.28 [7.11]
0.022	225P22394X	0.80 [20.32]	0.58 [14.73]	0.31 [7.87]
0.033	225P33394X	0.80 [20.32]	0.65 [16.51]	0.34 [8.64]
0.047	225P47394X	0.80 [20.32]	0.65 [16.51]	0.41 [10.41]
0.047	225P47394Y	1.25 [31.75]	0.64 [16.26]	0.31 [7.87]
0.068	225P68394X	0.80 [20.32]	0.80 [20.32]	0.47 [11.94]
0.1	225P10494X	0.80 [20.32]	0.84 [21.34]	0.52 [13.21]
0.1	225P10494Y	1.25 [31.75]	0.74 [18.80]	0.41 [10.41]
0.15	225P15494Y	1.25 [31.75]	0.80 [20.32]	0.47 [11.94]
0.22	225P22494Y	1.25 [31.75]	0.89 [22.61]	0.56 [14.22]
0.33	225P33494Y	1.25 [31.75]	0.99 [25.15]	0.72 [18.29]
0.47	225P47494Y	1.25 [31.75]	1.14 [28.96]	0.84 [21.34]

\* Parts ordered with D3 leads are standard capacitors in stock and available through the Sprague® Distribution Network. For complete Part Number, add letter and number for terminal and lead length. See How to Order (Ex: 225P39391WD3).

\*\* 60 Hz rms

# Type 225P

Vishay Sprague

Polyester Capacitors  
Filmite® "E", ORANGE DROP®, Radial Lead



STANDARD RATINGS* in inches [millimeters]				
± 10 % TOLERANCE	PART NUMBER	SIZE		
		L	H	T
600 VDC/200 VAC**				
0.001	225P10296X	0.80 [20.32]	0.55 [13.97]	0.25 [6.35]
0.0015	225P15296X	0.80 [20.32]	0.55 [13.97]	0.25 [6.35]
0.0022	225P22296X	0.80 [20.32]	0.55 [13.97]	0.25 [6.35]
0.0033	225P33296X	0.80 [20.32]	0.55 [13.97]	0.25 [6.35]
0.0047	225P47296X	0.80 [20.32]	0.58 [14.73]	0.25 [6.35]
0.0068	225P68296X	0.80 [20.32]	0.58 [14.73]	0.25 [6.35]
0.01	225P10396X	0.80 [20.32]	0.64 [16.26]	0.31 [7.87]
0.015	225P15396X	0.80 [20.32]	0.67 [17.02]	0.34 [8.64]
0.018	225P18396X	0.80 [20.32]	0.74 [18.80]	0.37 [9.40]
0.022	225P22396X	0.80 [20.32]	0.74 [18.80]	0.37 [9.40]
0.033	225P33396X	0.80 [20.32]	0.77 [19.56]	0.44 [11.18]
0.039	225P39396X	0.80 [20.32]	0.83 [21.08]	0.50 [12.70]
0.047	225P47396X	0.80 [20.32]	0.83 [21.08]	0.50 [12.70]
0.068	225P68396Y	1.25 [31.75]	0.82 [20.83]	0.47 [11.94]
0.1	225P10496Y	1.25 [31.75]	0.91 [23.11]	0.56 [14.22]
0.22	225P22496Y	1.25 [31.75]	1.10 [27.94]	0.76 [19.30]

\* Parts ordered with D3 leads are standard capacitors in stock and available through the Sprague® Distribution Network. For complete Part Number, add letter and number for terminal and lead length. See How to Order (Ex: 225P39391WD3).

\*\* 60 Hz rms

ORDERING INFORMATION							
225P	104	9	1	W	D	3	(-XXX)
TYPE	CAPACITANCE	TOLERANCE	DC VOLTAGE RATING	CASE CODE	TERMINAL	LEAD LENGTH	SPECIAL CONSTRUCTION
	Capacitance is expressed in picofarads. The first two digits are significant. The third is the number of zeros to follow. Values must conform to Decade Rating for the tolerance specified.	0 = ± 20 % 9 = ± 10 % 5 = ± 50 %	This is expressed in hundred of volts.	See Dimensional Configurations.	A = Straight Lead B = Hairpin Crimped D = Hockey Crimped	1 = 0.187" ± 0.030" [4.750 ± 0.762] 2 = 0.250" ± 0.030" [6.350 ± 0.762] 3 = 1.250" [31.750] Minimum	A three-digit suffix may be added by the factory to denote special construction.

**Note:** Some Part Numbers are in stock and available through the Vishay Sprague® Distribution Network. Other Part Numbers are available on special order through Vishay Sprague® Distribution. In the construction of the components described, the full intent of the specification will be met. Vishay however, reserves the right to make, from time to time, such departures from the detail specifications as may be required to permit improvements in the design of its products. The information included herein is believed to be accurate and reliable. However, Vishay Sprague® assumes no responsibility for its use nor for any infringements of patents of other rights of third parties which may result from its use.



## Disclaimer

All product specifications and data are subject to change without notice.

Vishay Intertechnology, Inc., its affiliates, agents, and employees, and all persons acting on its or their behalf (collectively, "Vishay"), disclaim any and all liability for any errors, inaccuracies or incompleteness contained herein or in any other disclosure relating to any product.

Vishay disclaims any and all liability arising out of the use or application of any product described herein or of any information provided herein to the maximum extent permitted by law. The product specifications do not expand or otherwise modify Vishay's terms and conditions of purchase, including but not limited to the warranty expressed therein, which apply to these products.

No license, express or implied, by estoppel or otherwise, to any intellectual property rights is granted by this document or by any conduct of Vishay.

The products shown herein are not designed for use in medical, life-saving, or life-sustaining applications unless otherwise expressly indicated. Customers using or selling Vishay products not expressly indicated for use in such applications do so entirely at their own risk and agree to fully indemnify Vishay for any damages arising or resulting from such use or sale. Please contact authorized Vishay personnel to obtain written terms and conditions regarding products designed for such applications.

Product names and markings noted herein may be trademarks of their respective owners.



Компания «ЭлектроПласт» предлагает заключение долгосрочных отношений при поставках импортных электронных компонентов на взаимовыгодных условиях!

Наши преимущества:

- Оперативные поставки широкого спектра электронных компонентов отечественного и импортного производства напрямую от производителей и с крупнейших мировых складов;
- Поставка более 17-ти миллионов наименований электронных компонентов;
- Поставка сложных, дефицитных, либо снятых с производства позиций;
- Оперативные сроки поставки под заказ (от 5 рабочих дней);
- Экспресс доставка в любую точку России;
- Техническая поддержка проекта, помощь в подборе аналогов, поставка прототипов;
- Система менеджмента качества сертифицирована по Международному стандарту ISO 9001;
- Лицензия ФСБ на осуществление работ с использованием сведений, составляющих государственную тайну;
- Поставка специализированных компонентов (Xilinx, Altera, Analog Devices, Intersil, Interpoint, Microsemi, Aeroflex, Peregrine, Syfer, Eurofarad, Texas Instrument, Miteq, Cobham, E2V, MA-COM, Hittite, Mini-Circuits, General Dynamics и др.);

Помимо этого, одним из направлений компании «ЭлектроПласт» является направление «Источники питания». Мы предлагаем Вам помощь Конструкторского отдела:

- Подбор оптимального решения, техническое обоснование при выборе компонента;
- Подбор аналогов;
- Консультации по применению компонента;
- Поставка образцов и прототипов;
- Техническая поддержка проекта;
- Защита от снятия компонента с производства.



#### Как с нами связаться

**Телефон:** 8 (812) 309 58 32 (многоканальный)

**Факс:** 8 (812) 320-02-42

**Электронная почта:** [org@eplast1.ru](mailto:org@eplast1.ru)

**Адрес:** 198099, г. Санкт-Петербург, ул. Калинина, дом 2, корпус 4, литера А.