


NetKey® Fiber Optic Connectors – Pre-Polished Cam Termination

specifications

Pre-polished fiber optic connectors are TIA/EIA-604 FOCIS compliant and contain a factory-terminated fiber, eliminating field polishing and adhesive. Pre-polished fiber optic connectors captivate fiber and buffer in one action allowing for up to two re-terminations with no degradation in performance.



technical information

	ST Opticam® Connectors	SC Opticam® Connectors
Standards compliance:	TIA/EIA-604 FOCIS-2 compliant; exceeds TIA/EIA-568-B.3 requirements	TIA/EIA-604 FOCIS-3 compliant exceeds TIA/EIA-568-B.3 requirements
Fiber compatibility:	62.5/125µm OM1, 50/125µm OM2, 10Gig™ 50/125µm laser optimized OM3/OM4 and 9/125µm OS1/OS2	
Fiber size and type:	900µm tight-buffered fiber; 250µm coated fiber, by using F250BT-C 250 micron fiber build-up tube kit or FO6CB or FO12CB fan-out kit	
Performance:	Insertion loss: Composite 0.3dB average (multimode) Return loss: Composite >20dB (multimode)	

key features and benefits

	ST Opticam® Connectors	SC Opticam® Connectors
Factory pre-polished fiber stub end face	Eliminates inconsistent and time-consuming field polishing to deliver required optical performance; reduces termination time (less than half the time of field polish connectors) and the number of installation tools required	
Dual cam design with fiber and buffer clamps	Secures both the fiber and the buffer during the camming step to facilitate consistent termination results; reduces the termination time compared to conventional termination methods Allows up to two re-terminations to achieve optimum termination results; reduces the number of rejected connectors and terminations to provide yield rates approaching 100% for lower installed cost	
Translucent housing assembly	Facilitates inspection of the fiber termination quality; results in rapid installations, improved termination yields, and lower installed costs	
Mechanical cable retention	Consistently provides higher than industry standard cable retention; requires no adhesive, speeding installation	
Non-optical disconnect	—	Maintains data transmission under tensile loads for jacketed cable

Opticam® Termination Tool

Universal termination	Secures both fiber and buffer in one action for all Opticam® Connectors with connector specific cradles (included); ensures fast, consistent, and optimal terminations
Integrated visual termination indicator (VTI)	Offers visual indication of proper termination after the cam step has been completed; virtually eliminates operator error to deliver a higher yield for a lower installed cost

applications

- Fiber optic backbone and horizontal applications
- Maintenance or emergency restoration of fiber networks
- Retrofit/initial install in both behind-the-wall (BTW) permanent side of panelized interconnect and cross-connect
- Remote areas and confined spaces
- Opticam® Termination Tool gives installers the flexibility to terminate in very close proximity to the application

www.panduit.com

PANDUIT®

DATA SHEET

NetKey® SC OptiCam® Pre-Polished Connectors with Composite Ferrule

50/125µm mm simplex:	NKFSCMPC5BL
50/125µm mm simplex (100 pk.):	NKFSCMPC5BL-C
62.5/125µm mm simplex:	NKFSCMPC6EI
62.5/125µm mm simplex (100 pk.):	NKFSCMPC6EI-C

NetKey® ST OptiCam® Pre-Polished Connectors with Composite Ferrule

50/125µm mm simplex:	NKFSTMPC5BL
50/125µm mm simplex (100 pk.):	NKFSTMPC5BL-C
62.5/125µm mm simplex:	NKFSTMPC6EI
62.5/125µm mm simplex (100 pk.):	NKFSTMPC6EI-C

OptiCam® 1.6/2.0mm Boot Assemblies

10Gig® Multimode (Aqua):	FMCBT2AQ-X*
Multimode (Black):	FMCBT2BL-X*
Singlemode (Blue):	FSCMT2UB-X*

*X = Bag of 10 boots; 100 per carton

OptiCam® 3.0mm Boot Assemblies

10Gig® Multimode (Aqua):	FMCBT3AQ-X*
Multimode (Black):	FMCBT3BL-X*
Singlemode (Blue):	FSCMT3UB-X*

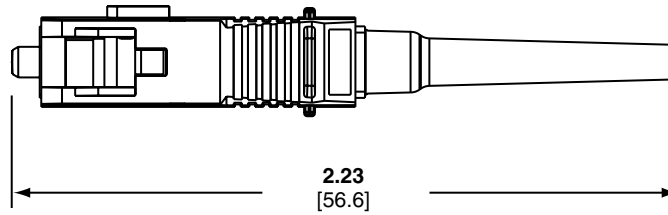
*X = Bag of 10 boots; 100 per carton

OptiCam® Termination Tooling

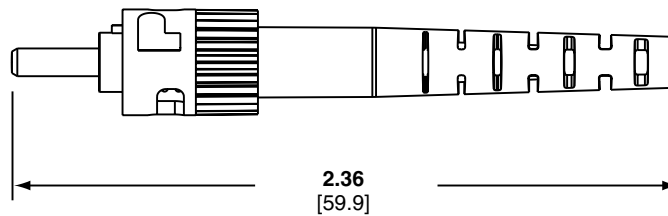
OptiCam® Termination Kit:	FCAMKIT
OptiCam® Conversion Kit (upgrades OptiCrimp® to also terminate OptiCam® Connectors):	FPPKIT-CVY
Field polish kit upgrade (upgrades field polish kit to also terminate OptiCam® Connectors):	FIELDKITUPG
ST cradles (2 per pkg.):	FSTC
SC cradles (2 per pkg.):	FSCC

NetKey® Fiber Optic Connectors – Pre-Polished Cam Termination

NetKey® SC OptiCam® Pre-Polished Simplex Connector



NetKey® ST OptiCam® Pre-Polished Simplex Connector



OptiCam® Termination Tool



CLASS 1M LASER PRODUCT

Dimensions are in inches [Dimensions in brackets are metric]

WORLDWIDE SUBSIDIARIES AND SALES OFFICES

PANDUIT CANADA
Markham, Ontario
cs-cdn@panduit.com
Phone: 800.777.3300

PANDUIT EUROPE LTD.
London, UK
cs-emea@panduit.com
Phone: 44.20.8601.7200

PANDUIT SINGAPORE PTE. LTD.
Republic of Singapore
cs-ap@panduit.com
Phone: 65.6305.7575

PANDUIT JAPAN
Tokyo, Japan
cs-japan@panduit.com
Phone: 81.3.6863.6000

PANDUIT LATIN AMERICA
Guadalajara, Mexico
cs-la@panduit.com
Phone: 52.33.3777.6000

PANDUIT AUSTRALIA PTY. LTD.
Victoria, Australia
cs-aus@panduit.com
Phone: 61.3.9794.9020

For a copy of Panduit product warranties, log on to www.panduit.com/warranty

For more information

Visit us at www.panduit.com

Contact Customer Service by email: cs@panduit.com
or by phone: 800.777.3300

PANDUIT®

©2015 Panduit Corp.
ALL RIGHTS RESERVED.
NKDS59--WW-ENG
Replaces WW-NKDS17
4/2015



Компания «ЭлектроПласт» предлагает заключение долгосрочных отношений при поставках импортных электронных компонентов на взаимовыгодных условиях!

Наши преимущества:

- Оперативные поставки широкого спектра электронных компонентов отечественного и импортного производства напрямую от производителей и с крупнейших мировых складов;
- Поставка более 17-ти миллионов наименований электронных компонентов;
- Поставка сложных, дефицитных, либо снятых с производства позиций;
- Оперативные сроки поставки под заказ (от 5 рабочих дней);
- Экспресс доставка в любую точку России;
- Техническая поддержка проекта, помощь в подборе аналогов, поставка прототипов;
- Система менеджмента качества сертифицирована по Международному стандарту ISO 9001;
- Лицензия ФСБ на осуществление работ с использованием сведений, составляющих государственную тайну;
- Поставка специализированных компонентов (Xilinx, Altera, Analog Devices, Intersil, Interpoint, Microsemi, Aeroflex, Peregrine, Syfer, Eurofarad, Texas Instrument, Miteq, Cobham, E2V, MA-COM, Hittite, Mini-Circuits, General Dynamics и др.);

Помимо этого, одним из направлений компании «ЭлектроПласт» является направление «Источники питания». Мы предлагаем Вам помощь Конструкторского отдела:

- Подбор оптимального решения, техническое обоснование при выборе компонента;
- Подбор аналогов;
- Консультации по применению компонента;
- Поставка образцов и прототипов;
- Техническая поддержка проекта;
- Защита от снятия компонента с производства.



Как с нами связаться

Телефон: 8 (812) 309 58 32 (многоканальный)

Факс: 8 (812) 320-02-42

Электронная почта: org@eplast1.ru

Адрес: 198099, г. Санкт-Петербург, ул. Калинина, дом 2, корпус 4, литера А.