

1/2" (12.7 mm) Ten Turn Wirewound Servo Mount Precision Potentiometer


FEATURES

- Large range of ohmic values: 100 Ω to 100 kΩ
- Smallest size available on the market
- Very easy and accurate adjustment
- Material categorization: For definitions of compliance please see www.vishay.com/doc?99912


**RoHS
COMPLIANT**
QUICK REFERENCE DATA

Sensor type	ROTATIONAL, multi turn wirewound
Output type	Output by turrets
Market appliance	Professional
Dimensions	1/2" (2.7 mm)

ELECTRICAL SPECIFICATIONS

PARAMETER		
Total Resistance	STANDARD	SPECIAL
Standard Range	100 Ω to 100 kΩ	115 kΩ
Tolerance	± 5 %	± 1 %
Linearity (independent)	STANDARD	BEST PRACTICAL
	± 0.30 %	± 0.15 %
Noise	100 Ω ENR	
Rotation	3600° + 15° - 0°	
Power Rating: Section 1:	2.0 W at 40 °C ambient, derated to zero at 125 °C	
Insulation Resistance	100 MΩ minimum, 500 V _{DC}	
Dielectric Strength	500 V _{RMS} , 60 Hz	
Absolute Minimum Resistance	Linearity x total resistance or 0.5 Ω, whichever is greater	
End Voltage	Linearity x total applied voltage for total resistance above 20 Ω, 2.0 % of total applied voltage for 20 Ω and below	

MATERIAL SPECIFICATIONS

Housing and Lids	Molded, glass filled, thermoset plastic
Front Lid	Aluminum, anodized
Shaft	Stainless steel, non-passivated
Terminals	Brass, plated for solderability

ENVIRONMENTAL SPECIFICATIONS

Vibration	15 g thru 2000 Hz
Shock	50 g
Salt Spray	48 h
Rotational Life	500 000 shaft revolutions
Temperature Range	- 55 °C to + 125 °C

MARKING

Unit Identification	Units shall be marked with Vishay Spectrol name and model no, resistance and resistance tolerance, linearity, terminal identification and date code
----------------------------	---

ORDERING INFORMATION/DESCRIPTION

The Model 164 can be ordered from this datasheet with a variety of alternate characteristics, as shown. For most rapid service on your order, please state:

164	S	10K	B05
MODEL	STYLE (SERVO)	TOTAL RESISTANCE	PACKAGING

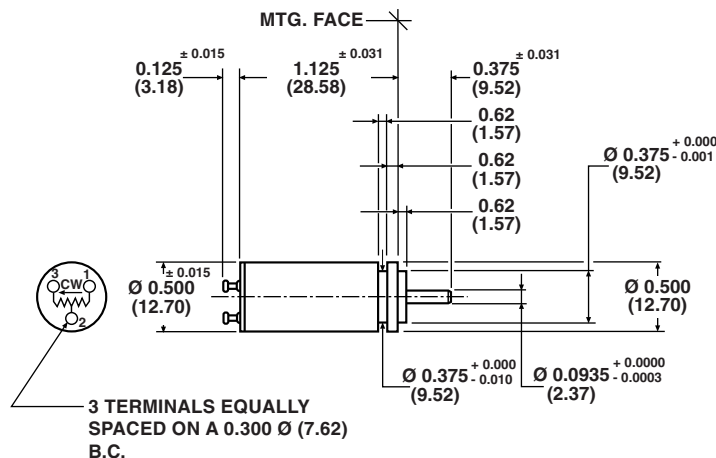
Other characteristics will be standard as described on this datasheet. If special characteristics are required, such as: special linearity tolerance, special resistance tolerance, extra taps, non-linear functions, etc., please state these on your order and allow additional lead time for delivery.

SAP PART NUMBERING GUIDELINES

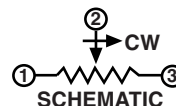
164	S	103	B05
MODEL	STYLE	OHMIC VALUE	PACKAGING

DIMENSIONS in inches (millimeters)

MODEL 164S/164-2...

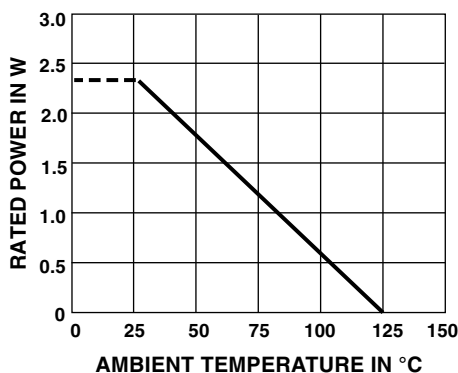


TOLERANCES: UNLESS OTHERWISE NOTED.
DECIMALS ± 0.005 ANGLES ± 2°



MECHANICAL SPECIFICATIONS	
PARAMETER	
Mechanical Rotation	3600°, + 15° - 0°
Bearing Type	Ball
Torque (maximum)	STARTING 0.4 oz. - in (28.80 g - cm) RUNNING 0.3 oz. - in (21.60 g - cm)
Mechanical Runouts (maximums):	
Shaft (TIR)	0.002" (0.05 cm)
Pilot Dia. (TIR)	0.003" (0.08 cm)
Lateral (TIR)	0.003" (0.08 cm)
Shaft End Play	0.005" (0.13 cm)
Shaft Radial Play	0.002" (0.05 cm)
Weight	0.3 oz. (8.50 g) maximum
Stop Strength	20 oz. - in (static) (1.44 kg - cm)

POWER RATING CHART



RESISTANCE ELEMENT DATA					
STANDARD RESISTANCE VALUES (Ω)	RESOLUTION (%)	OHMS PER TURN	MAXIMUM CURRENT AT 40 °C AMBIENT (mA)	MAXIMUM VOLTAGE ACROSS COIL (V)	WIRE TEMP. COEF. (ppm/°C)
100	0.092	0.092	141	14	20
200	0.069	0.138	100	20	20
500	0.049	0.245	63	32	20
1K	0.047	0.470	45	45	20
2K	0.038	0.763	32	64	20
5K	0.031	1.56	20	100	20
10K	0.025	2.55	14	140	20
20K	0.020	3.94	10	200	20
30K	0.018	5.34	8.2	246	20
50K	0.015	7.64	6.3	315	20
100K	0.013	13.2	4.5	450	20

MARKING
Example of a marking for a standard part: 164-21502



Disclaimer

ALL PRODUCT, PRODUCT SPECIFICATIONS AND DATA ARE SUBJECT TO CHANGE WITHOUT NOTICE TO IMPROVE RELIABILITY, FUNCTION OR DESIGN OR OTHERWISE.

Vishay Intertechnology, Inc., its affiliates, agents, and employees, and all persons acting on its or their behalf (collectively, "Vishay"), disclaim any and all liability for any errors, inaccuracies or incompleteness contained in any datasheet or in any other disclosure relating to any product.

Vishay makes no warranty, representation or guarantee regarding the suitability of the products for any particular purpose or the continuing production of any product. To the maximum extent permitted by applicable law, Vishay disclaims (i) any and all liability arising out of the application or use of any product, (ii) any and all liability, including without limitation special, consequential or incidental damages, and (iii) any and all implied warranties, including warranties of fitness for particular purpose, non-infringement and merchantability.

Statements regarding the suitability of products for certain types of applications are based on Vishay's knowledge of typical requirements that are often placed on Vishay products in generic applications. Such statements are not binding statements about the suitability of products for a particular application. It is the customer's responsibility to validate that a particular product with the properties described in the product specification is suitable for use in a particular application. Parameters provided in datasheets and/or specifications may vary in different applications and performance may vary over time. All operating parameters, including typical parameters, must be validated for each customer application by the customer's technical experts. Product specifications do not expand or otherwise modify Vishay's terms and conditions of purchase, including but not limited to the warranty expressed therein.

Except as expressly indicated in writing, Vishay products are not designed for use in medical, life-saving, or life-sustaining applications or for any other application in which the failure of the Vishay product could result in personal injury or death. Customers using or selling Vishay products not expressly indicated for use in such applications do so at their own risk. Please contact authorized Vishay personnel to obtain written terms and conditions regarding products designed for such applications.

No license, express or implied, by estoppel or otherwise, to any intellectual property rights is granted by this document or by any conduct of Vishay. Product names and markings noted herein may be trademarks of their respective owners.

Material Category Policy

Vishay Intertechnology, Inc. hereby certifies that all its products that are identified as RoHS-Compliant fulfill the definitions and restrictions defined under Directive 2011/65/EU of The European Parliament and of the Council of June 8, 2011 on the restriction of the use of certain hazardous substances in electrical and electronic equipment (EEE) - recast, unless otherwise specified as non-compliant.

Please note that some Vishay documentation may still make reference to RoHS Directive 2002/95/EC. We confirm that all the products identified as being compliant to Directive 2002/95/EC conform to Directive 2011/65/EU.

Vishay Intertechnology, Inc. hereby certifies that all its products that are identified as Halogen-Free follow Halogen-Free requirements as per JEDEC JS709A standards. Please note that some Vishay documentation may still make reference to the IEC 61249-2-21 definition. We confirm that all the products identified as being compliant to IEC 61249-2-21 conform to JEDEC JS709A standards.



Компания «ЭлектроПласт» предлагает заключение долгосрочных отношений при поставках импортных электронных компонентов на взаимовыгодных условиях!

Наши преимущества:

- Оперативные поставки широкого спектра электронных компонентов отечественного и импортного производства напрямую от производителей и с крупнейших мировых складов;
- Поставка более 17-ти миллионов наименований электронных компонентов;
- Поставка сложных, дефицитных, либо снятых с производства позиций;
- Оперативные сроки поставки под заказ (от 5 рабочих дней);
- Экспресс доставка в любую точку России;
- Техническая поддержка проекта, помощь в подборе аналогов, поставка прототипов;
- Система менеджмента качества сертифицирована по Международному стандарту ISO 9001;
- Лицензия ФСБ на осуществление работ с использованием сведений, составляющих государственную тайну;
- Поставка специализированных компонентов (Xilinx, Altera, Analog Devices, Intersil, Interpoint, Microsemi, Aeroflex, Peregrine, Syfer, Eurofarad, Texas Instrument, Miteq, Cobham, E2V, MA-COM, Hittite, Mini-Circuits, General Dynamics и др.);

Помимо этого, одним из направлений компании «ЭлектроПласт» является направление «Источники питания». Мы предлагаем Вам помощь Конструкторского отдела:

- Подбор оптимального решения, техническое обоснование при выборе компонента;
- Подбор аналогов;
- Консультации по применению компонента;
- Поставка образцов и прототипов;
- Техническая поддержка проекта;
- Защита от снятия компонента с производства.



Как с нами связаться

Телефон: 8 (812) 309 58 32 (многоканальный)

Факс: 8 (812) 320-02-42

Электронная почта: org@eplast1.ru

Адрес: 198099, г. Санкт-Петербург, ул. Калинина, дом 2, корпус 4, литера А.