



Main

Range of product	OsiSense XM
Product or component type	Electronic pressure sensors
Device short name	ZMLP

Complementary

Display range	-14.5...6000
[Us] rated supply voltage	24 V DC SELV, voltage limit: 17...33 V
Current consumption	<= 50 mA
Electrical connection	M12 female connector with 2 pins M12 male connector with 4 pins
Type of output signal	Analogue + discrete
Analogue output function	4...20 mA
Discrete output type	NPN solid state - NO/NC programmable
Switching function	Window
Maximum switching current	200 mA
Voltage drop	<= 2 V
Adjustable range of switching point on rising pressure	5...98 % of selected display range
Adjustable range of switching point on falling pressure	2...95 % of selected display range
Minimum differential travel	3 % of selected display range
Marking	CE
Front material	Polyester
Housing material	PBT Valox
Operating position	Any position
Protection type	Overload protection Overvoltage protection Reverse polarity Short-circuit protection
Response time on output	<= 3 ms analog output <= 3 ms discrete output
Display type	4 digits 7 segments
Local signalling	1 LED yellow light ON when switch is actuated
Response time	300 ms
Delay first up	<= 100 ms
Accuracy	<= - 0.1 % of the measuring range
Measurement accuracy	<= 1 % of the measuring range
Display accuracy	<= 1 % of the measuring range
Mechanical durability	>= 10000000 cycles
Depth	1.65 in (42 mm)
Height	3.03 in (77 mm)
Width	1.61 in (41 mm)
Product weight	0.23 lb(US) (0.103 kg)
[Uimp] rated impulse withstand voltage	0.5 kV DC

The information provided in this documentation contains general descriptions and/or technical characteristics of the performance of the products contained herein. This documentation is not intended as a substitute for and is not to be used for determining suitability or reliability of these products for specific user applications. It is the duty of any such user or integrator to perform the appropriate and complete risk analysis, evaluation and testing of the products with respect to the relevant specific application or use thereof. Neither Schneider Electric Industries SAS nor any of its affiliates or subsidiaries shall be responsible or liable for misuse of the information contained herein.

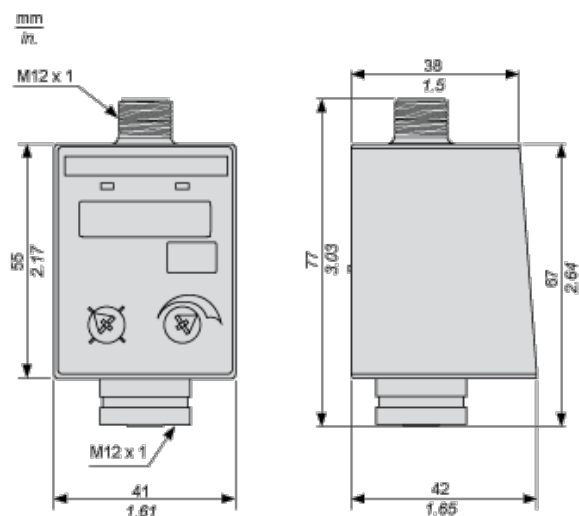
Environment

product certifications	CULus EAC
standards	EN/IEC 61000-6-2 EN/IEC 61000-6-4 UL 508
ambient air temperature for operation	-13...158 °F (-25...70 °C)
ambient air temperature for storage	-22...176 °F (-30...80 °C)
IP degree of protection	IP65 conforming to EN/IEC 60529 IP67 conforming to EN/IEC 60529 IP69K conforming to DIN 40050
vibration resistance	5 gn at 10...2000 Hz conforming to EN/IEC 60068-2-6
shock resistance	25 gn conforming to EN/IEC 60068-2-27
electromagnetic compatibility	Immunity to conducted RF disturbances at 10 V, 0.15...80 MHz conforming to EN/IEC 61000-4-6 Surge immunity test at 1 kV conforming to EN/IEC 61000-4-5 Electrical fast transient/burst immunity test at 2 kV conforming to EN/IEC 61000-4-4 Susceptibility to electromagnetic fields at 10 V/m, 80...2000 MHz conforming to EN/IEC 61000-4-3 Electrostatic discharge immunity test at 8 kV air, 4 kV contact conforming to EN/IEC 61000-4-2

Offer Sustainability

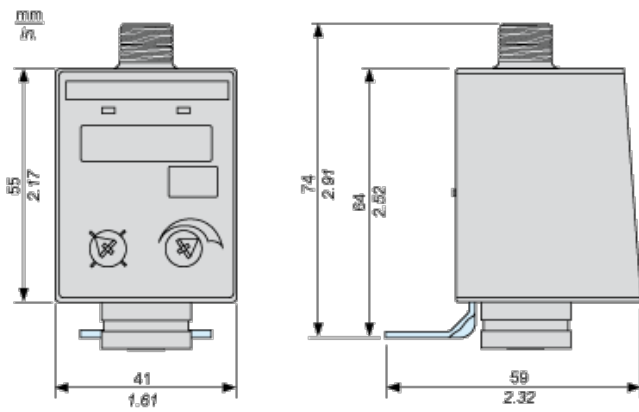
Green Premium product	Green Premium product
Compliant - since 1406 - Schneider Electric declaration of conformity	Compliant - since 1406 - Schneider Electric declaration of conformity
Reference not containing SVHC above the threshold	Reference not containing SVHC above the threshold
Available	Available
Available	Available
WARNING: This product can expose you to chemicals including:	WARNING: This product can expose you to chemicals including:
Diisononyl phthalate (DINP), which is known to the State of California to cause cancer, and	Diisononyl phthalate (DINP), which is known to the State of California to cause cancer, and
Di-isodecyl phthalate (DIDP), which is known to the State of California to cause birth defects or other reproductive harm.	Di-isodecyl phthalate (DIDP), which is known to the State of California to cause birth defects or other reproductive harm.
For more information go to www.p65warnings.ca.gov	For more information go to www.p65warnings.ca.gov

Dimensions



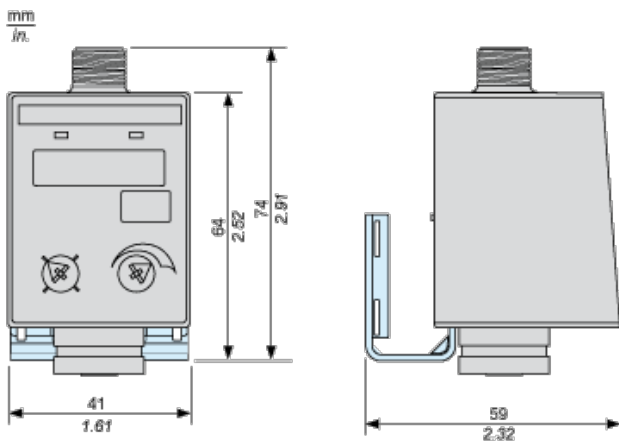
Dimensions

Switch with Metal Bracket for Fixing Horizontally



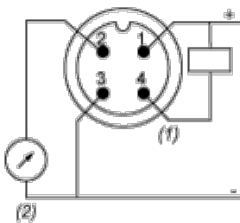
Dimensions

Switch with Metal Bracket for Fixing Vertically or on an Inlet Pipe



Connections and Schema

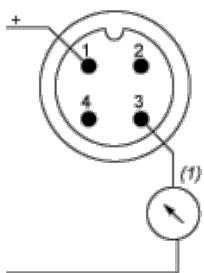
Output M12 Male Connector Wiring



- (1) Out
- (2) I Out

Connections and Schema

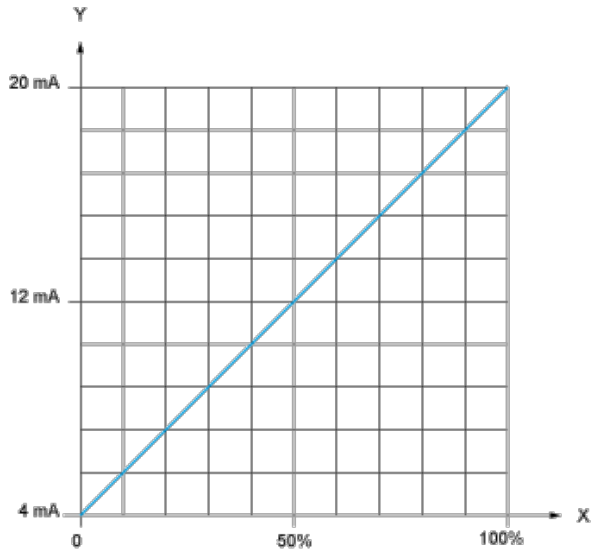
Input M12 Female Connector Wiring



- (1) I in = 4-20 mA

Analog Output Description

The 4...20 mA analog output is strictly the image of the pressure transmitter output signal.

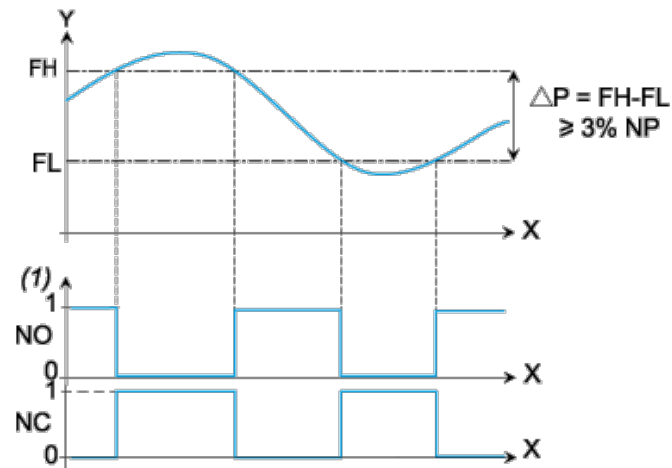


X : Pressure

Y : Analog output signal

Switching Output Description. Window Mode

The window switching mode is typically used for the pressure regulation applications



X : Time

Y : Pressure

(1) Output

NP : Nominal pressure

FH : High switching point (adjustable from 5 % to 98 % NP)

FL : Low switching point (adjustable from 2 % to 95 % NP)



Компания «ЭлектроПласт» предлагает заключение долгосрочных отношений при поставках импортных электронных компонентов на взаимовыгодных условиях!

Наши преимущества:

- Оперативные поставки широкого спектра электронных компонентов отечественного и импортного производства напрямую от производителей и с крупнейших мировых складов;
- Поставка более 17-ти миллионов наименований электронных компонентов;
- Поставка сложных, дефицитных, либо снятых с производства позиций;
- Оперативные сроки поставки под заказ (от 5 рабочих дней);
- Экспресс доставка в любую точку России;
- Техническая поддержка проекта, помощь в подборе аналогов, поставка прототипов;
- Система менеджмента качества сертифицирована по Международному стандарту ISO 9001;
- Лицензия ФСБ на осуществление работ с использованием сведений, составляющих государственную тайну;
- Поставка специализированных компонентов (Xilinx, Altera, Analog Devices, Intersil, Interpoint, Microsemi, Aeroflex, Peregrine, Syfer, Eurofarad, Texas Instrument, Miteq, Cobham, E2V, MA-COM, Hittite, Mini-Circuits, General Dynamics и др.);

Помимо этого, одним из направлений компании «ЭлектроПласт» является направление «Источники питания». Мы предлагаем Вам помощь Конструкторского отдела:

- Подбор оптимального решения, техническое обоснование при выборе компонента;
- Подбор аналогов;
- Консультации по применению компонента;
- Поставка образцов и прототипов;
- Техническая поддержка проекта;
- Защита от снятия компонента с производства.



Как с нами связаться

Телефон: 8 (812) 309 58 32 (многоканальный)

Факс: 8 (812) 320-02-42

Электронная почта: org@eplast1.ru

Адрес: 198099, г. Санкт-Петербург, ул. Калинина, дом 2, корпус 4, литера А.