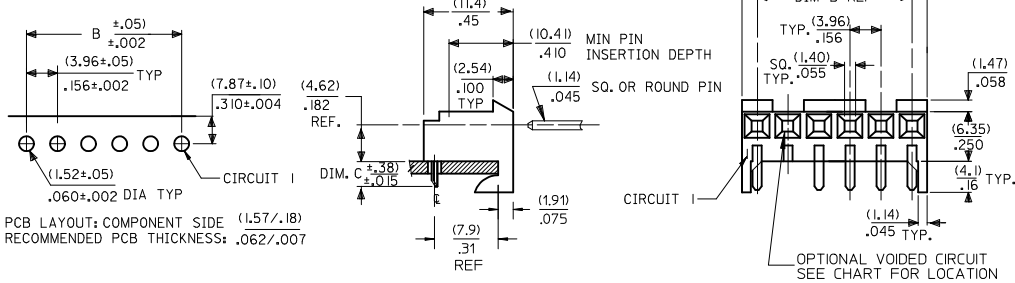


RIGHT ANGLE

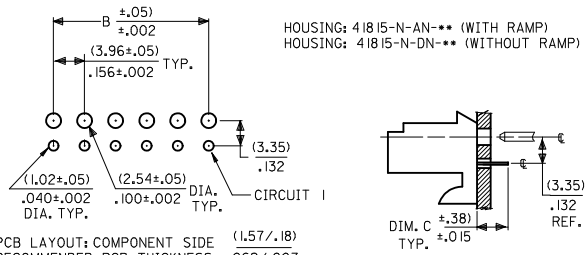
HOUSING: 41815-N-AN-\*\* (WITH RAMP)  
HOUSING: 41815-N-DN-\*\* (WITHOUT RAMP)




PCB LAYOUT: COMPONENT SIDE (1.57/.18)  
RECOMMENDED PCB THICKNESS: .062/.007

BOTTOM ENTRY

HOUSING: 41815-N-AN-\*\* (WITH RAMP)  
HOUSING: 41815-N-DN-\*\* (WITHOUT RAMP)

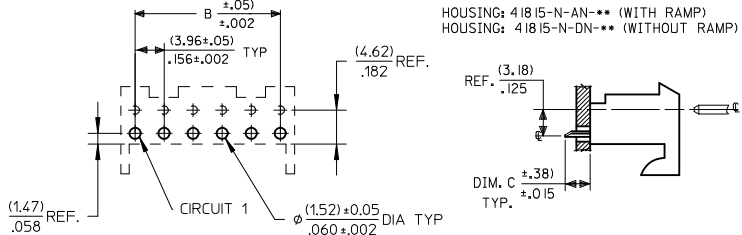


PCB LAYOUT: COMPONENT SIDE (1.57/.18)  
RECOMMENDED PCB THICKNESS: .062/.007



TOP ENTRY

HOUSING: 41815-N-AN-\*\* (WITH RAMP)  
HOUSING: 41815-N-DN-\*\* (WITHOUT RAMP)



PCB LAYOUT: COMPONENT SIDE (1.57/.18)  
RECOMMENDED PCB THICKNESS: .062/.007

DIM. B	DIM. A	NO. OF CKTS
(3.96)	(7.82±.25)	2
.156	.308±.010	2
(7.92)	(11.79±.25)	3
.312	.464±.010	3
(11.89)	(15.75±.25)	4
.468	.620±.010	4
(15.85)	(19.71±.25)	5
.624	.776±.010	5
(19.81)	(23.67±.25)	6
.780	.932±.010	6
(23.77)	(27.64±.30)	7
.936	1.088±.012	7
(27.74)	(31.60±.25)	8
1.092	1.244±.012	8
(31.70)	(35.56±.30)	9
1.248	1.400±.012	9
(35.66)	(39.52±.30)	10
1.404	1.556±.012	10
(39.62)	(43.48±.30)	11
1.560	1.712±.012	11
(43.59)	(47.45±.30)	12
1.716	1.868±.012	12
(47.55)	(51.41±.30)	13
1.872	2.024±.012	13
(51.51)	(55.37±.36)	14
2.028	2.180±.014	14
(55.47)	(59.33±.36)	15
2.184	2.336±.014	15

NOTES:

- MATERIAL: HOUSING: POLYESTER, RATED UL 94V-0, COLOR: NATURAL (WHITE)
- FINISH:

- (197) = OVERALL REFLOWED MATTE TIN: 0.00152/.000060 MIN OVER 0.00127/.000050 MIN NICKEL.
- (208) = SELECT GOLD: 0.00038/.000015 MIN, SELECT TIN: 0.00254/.000100 MIN, OVERALL NICKEL UNDERPLATE: 0.00127/.000050 MIN.
- (228) = SELECT GOLD: 0.00076/.000030 MIN, SELECT TIN: 0.00254/.000100 MIN, OVERALL NICKEL UNDERPLATE: 0.00127/.000050 MIN.
- (909) = OVERALL TIN: 0.00254/.000100 MIN.

- PRODUCT SPECIFICATION: PS-08-50
- PACKAGING: SEE CHARTS
- FOR TOP ENTRY AND RIGHT ANGLE ASSEMBLIES WITH LOWER INSERTION FORCE USE SINGLE BEAM CONTACT. (TERMINAL NO. 4244)
- SOLDERABILITY: WHEN PARTS ARE SOLDERED AT A TEMPERATURE OF 230°C (446°F) FOR 5 SECONDS EACH SOLDERED SURFACE SHALL BE A MINIMUM OF 95% COVERED WITH A SMOOTH CONTINUOUS ADHERENT COATING. FOR ADDITIONAL INFORMATION SEE SMES-152.
- PARTS ARE STACKABLE END TO END ON (3.96)/.156 CENTERLINE.
- THIS PART CONFORMS TO CLASS B REQUIREMENTS OF COSMETIC SPEC PS-45499-002.

ADD 41815-0661 EC NO: UCP2012-3600 DRW:MMSTROH 2012/05/03 CHKD:MK(IPPER 2012/05/04 APPR:FSMITH 2012/05/14	QUALITY SYMBOLS F=0 F=0 F=0	GENERAL TOLERANCES (UNLESS SPECIFIED)		DIMENSION STYLE MM/IN		SCALE --	DESIGN UNITS INCH	THIRD ANGLE PROJECTION
		4 PLACES ± --- ± ---	mm INCH	DRAWN BY DATE SAMIEC 01/28/87	TITLE KK 156 HOUSING PCB 41815 SERIES			
		3 PLACES ± --- ± .010		CHECKED BY DATE SAMIEC 01/28/87	MATERIAL NO. SEE CHART			
		2 PLACES ± 0.25 ± .015		APPROVED BY DATE LENZ 01/28/87	DOCUMENT NO. SDA-41815			
1 PLACE ± 0.38 ± ---		ANGULAR ±1/2° DRAFT WHERE APPLICABLE MUST REMAIN WITHIN DIMENSIONS		SIZE B	THIS DRAWING CONTAINS INFORMATION THAT IS PROPRIETARY TO MOLEX INCORPORATED AND SHOULD NOT BE USED WITHOUT WRITTEN PERMISSION			
0 PLACE ± ±					SHEET NO. 1 OF 11			

41815



# KK 156 PCB ASSY 2-15 CKT SERIES

Assy. Proc:	RIGHT ANGLE
Housing No:	41815-N-AN
Options	WITH RAMP
Terminal No:	2144-BA-A1AA-197B
Term Matl:	PHOS BRONZE
Plating:	197 TIN
Dim C:	(3.68) / .145
Voids:	NONE
Hooks Cut:	NO
Packaging:	PK-41815-001 TRAY

Assy. Proc:	RIGHT ANGLE
Housing No:	41815-N-AN
Options	WITH RAMP
Terminal No:	2144-BA-A1AA-208B
Term Matl:	PHOS BRONZE
Plating:	208 – 15 GOLD
Dim C:	(3.68) / .145
Voids:	NONE
Hooks Cut:	NO
Packaging:	PK-41815-001 TRAY

Assy. Proc:	BOTTOM ENTRY
Housing No:	41815-N-AN
Options	WITH RAMP
Terminal No:	6298-1-197
Term Matl:	PHOS BRONZE
Plating:	197 – TIN
Dim C:	(3.18)/. 125
Voids:	NONE
Hooks Cut:	NO
Packaging:	PK-41815-001 TRAY

Assy. Proc:	BOTTOM ENTRY
Housing No:	41815-N-AN
Options	WITH RAMP
Terminal No:	6298-1-208
Term Matl:	PHOS BRONZE
Plating:	208 – 15 GOLD
Dim C:	(3.18)/. 125
Voids:	NONE
Hooks Cut:	NO
Packaging:	PK-41815-001 TRAY

Ckts	Material No	Engineer Number	Material No	Engineer Number	Material No	Engineer Number	Material No	Engineer Number
2	09-48-1024	A-41815-0002	09-48-5024	A-41815-0016	09-48-4029	A-41815-0030	09-48-5026	A-41815-0044
3	09-48-1034	A-41815-0003	09-48-5034	A-41815-0017	09-48-4039	A-41815-0031	09-48-5036	A-41815-0045
4	09-48-1044	A-41815-0004	09-48-5044	A-41815-0018	09-48-4049	A-41815-0032	09-48-5046	A-41815-0046
5	09-48-1054	A-41815-0005	09-48-5054	A-41815-0019	09-48-4059	A-41815-0033	09-48-5056	A-41815-0047
6	09-48-1064	A-41815-0006	09-48-5064	A-41815-0020	09-48-4069	A-41815-0034	09-48-5066	A-41815-0048
7	09-48-1074	A-41815-0007	09-48-5074	A-41815-0021	09-48-4079	A-41815-0035	09-48-5076	A-41815-0049
8	09-48-1084	A-41815-0008	09-48-5084	A-41815-0022	09-48-4089	A-41815-0036	09-48-5086	A-41815-0050
9	09-48-1094	A-41815-0009	09-48-5094	A-41815-0023	09-48-4099	A-41815-0037	09-48-5096	A-41815-0051
10	09-48-1104	A-41815-0010	09-48-5104	A-41815-0024	09-48-4109	A-41815-0038	09-48-5106	A-41815-0052
11	09-48-1114	A-41815-0011	09-48-5114	A-41815-0025	09-48-4119	A-41815-0039	09-48-5116	A-41815-0053
12	09-48-1124	A-41815-0012	09-48-5124	A-41815-0026	09-48-4129	A-41815-0040	09-48-5126	A-41815-0054
13	09-48-1134	A-41815-0013	09-48-5134	A-41815-0027	09-48-4139	A-41815-0041	09-48-5136	A-41815-0055
14	09-48-1144	A-41815-0014	09-48-5144	A-41815-0028	09-48-4149	A-41815-0042	09-48-5146	A-41815-0056
15	09-48-1154	A-41815-0015	09-48-5154	A-41815-0029	09-48-4159	A-41815-0043	09-48-5156	A-41815-0057

<b>REV:</b>  <b>AN1</b>	<b>ECR/ECN INFORMATION:</b>		<b>TITLE:</b>  <b>KK 156 HOUSING ASSY PCB 41815 SERIES DWG</b>	<u>SHEET No.</u>
	EC NO.	<b>UCP2012-3600</b>		<b>- 2 -</b>
	DATE:	<b>5/14/2012</b>		
<b>DOCUMENT NUMBER:</b> <b>SDA-41815</b>		<b>CREATED / REVISED BY:</b> <b>MMSTROH</b>	<b>CHECKED BY:</b> <b>MKIPPER</b>	<b>APPROVED BY:</b> <b>FSMITH</b>

41815



# KK 156 PCB ASSY 2-15 CKT SERIES

Assy. Proc:	TOP ENTRY
Housing No:	41815-N-AN
Options	WITH RAMP
Terminal No:	2144-BA-A1AA-197B
Term Matl:	PHOS BRONZE
Plating:	197 – TIN
Dim C:	(3.05) / .120
Voids:	NONE
Hooks Cut:	NO
Packaging:	PK-41815-001 TRAY

Assy. Proc:	TOP ENTRY
Housing No:	41815-N-AN
Options	WITH RAMP
Terminal No:	2144-BA-A1AA-208B
Term Matl:	PHOS BRONZE
Plating:	208 – 15 GOLD
Dim C:	(3.05) / .120
Voids:	NONE
Hooks Cut:	NO
Packaging:	PK-41815-001 TRAY

Ckts	Material No	Engineer Number
2	09-48-4028	A-41815-0058
3	09-48-4038	A-41815-0059
4	09-48-4048	A-41815-0060
5	09-48-4058	A-41815-0061
6	09-48-4068	A-41815-0062
7	09-48-4078	A-41815-0063
8	09-48-4088	A-41815-0064
9	09-48-4098	A-41815-0065
10	09-48-4108	A-41815-0066
11	09-48-4118	A-41815-0067
12	09-48-4128	A-41815-0068
13	09-48-4138	A-41815-0069
14	09-48-4148	A-41815-0070
15	09-48-4158	A-41815-0071

Material No	Engineer Number
09-48-5025	A-41815-0072
09-48-5035	A-41815-0073
09-48-5045	A-41815-0074
09-48-5055	A-41815-0075
09-48-5065	A-41815-0076
09-48-5075	A-41815-0077
09-48-5085	A-41815-0078
09-48-5095	A-41815-0079
09-48-5105	A-41815-0080
09-48-5115	A-41815-0081
09-48-5125	A-41815-0082
09-48-5135	A-41815-0083
09-48-5145	A-41815-0084
09-48-5155	A-41815-0085

<b>REV:</b>  <b>AN1</b>	<b>ECR/ECN INFORMATION:</b>		<b>TITLE:</b>  <b>KK 156 HOUSING ASSY PCB 41815 SERIES DWG</b>	<u>SHEET No.</u>
	EC NO.	<b>UCP2012-3600</b>		<b>- 3 -</b>
	DATE:	<b>5/14/2012</b>		
<b>DOCUMENT NUMBER:</b> <b>SDA-41815</b>		<b>CREATED / REVISED BY:</b> <b>MMSTROH</b>	<b>CHECKED BY:</b> <b>MKIPPER</b>	<b>APPROVED BY:</b> <b>FSMITH</b>

41815



# KK 156 PCB ASSY 2-15 CKT SERIES

Assy. Proc:	BOTTOM ENTRY
Housing No:	41815-N-AN
Options	WITH RAMP
Terminal No:	2188-1-P909
Term Matl:	BRASS
Plating:	P909 – TIN
Dim C:	(3.18) / .125
Voids:	NONE
Hooks Cut:	NO
Packaging:	PK-41815-001 TRAY

Assy. Proc:	TOP ENTRY
Housing No:	41815-N-AN
Options	WITH RAMP
Terminal No:	2144-AA-A1AA-P909B
Term Matl:	BRASS
Plating:	P909 – TIN
Dim C:	(3.05) / .120
Voids:	NONE
Hooks Cut:	YES
Packaging:	PK-41815-001 TRAY

Assy. Proc:	
Housing No:	
Options	
Terminal No:	
Term Matl:	
Plating:	
Dim C:	
Voids:	
Hooks Cut:	
Packaging:	

Assy. Proc:	
Housing No:	
Options	
Terminal No:	
Term Matl:	
Plating:	
Dim C:	
Voids:	
Hooks Cut:	
Packaging:	

Ckts	Material No	Engineer Number	Material No	Engineer Number	Material No	Engineer Number	Material No	Engineer Number
2	09-48-2022	A-41815-0100	09-48-2025	A-41815-0114				
3	09-48-2032	A-41815-0101	09-48-2035	A-41815-0115				
4	09-48-2042	A-41815-0102	09-48-2045	A-41815-0116				
5	09-48-2052	A-41815-0103	09-48-2055	A-41815-0117				
6	09-48-2062	A-41815-0104	09-48-2065	A-41815-0118				
7	09-48-2072	A-41815-0105	09-48-2075	A-41815-0119				
8	09-48-2082	A-41815-0106	09-48-2085	A-41815-0120				
9	09-48-2092	A-41815-0107	09-48-2095	A-41815-0121				
10	09-48-2102	A-41815-0108	09-48-2105	A-41815-0122				
11	09-48-2112	A-41815-0109	09-48-2115	A-41815-0123				
12	09-48-2122	A-41815-0110	09-48-2125	A-41815-0124				
13	09-48-2132	A-41815-0111	09-48-2135	A-41815-0125				
14	09-48-2142	A-41815-0112	09-48-2145	A-41815-0126				
15	09-48-2152	A-41815-0113	09-48-2155	A-41815-0127				

<b>REV:</b>  <b>AN1</b>	<b>ECR/ECN INFORMATION:</b>		<b>TITLE:</b>  <b>KK 156 HOUSING ASSY PCB 41815 SERIES DWG</b>	<u>SHEET No.</u>
	EC NO.	<b>UCP2012-3600</b>		<b>- 4 -</b>
	DATE:	<b>5/14/2012</b>		
<b>DOCUMENT NUMBER:</b> <b>SDA-41815</b>		<b>CREATED / REVISED BY:</b> <b>MMSTROH</b>	<b>CHECKED BY:</b> <b>MKIPPER</b>	<b>APPROVED BY:</b> <b>FSMITH</b>

41815



# KK 156 PCB ASSY 2-15 CKT SERIES

Assy. Proc:	
Housing No:	
Options	
Terminal No:	
Term Matl:	
Plating:	
Dim C:	
Voids:	
Hooks Cut:	
Packaging:	

Assy. Proc:	BOTTOM ENTRY
Housing No:	41815-N-AN
Options	WITH RAMP
Terminal No:	6298-197
Term Matl:	PHOS BRONZE
Plating:	197 – TIN
Dim C:	(4.60) / .160
Voids:	NONE
Hooks Cut:	NO
Packaging:	PK-41815-001 TRAY

Assy. Proc:	BOTTOM ENTRY
Housing No:	41815-N-AN
Options	WITH RAMP
Terminal No:	2188-1-228
Term Matl:	BRASS
Plating:	228 – GOLD
Dim C:	(3.18) / .125
Voids:	NONE
Hooks Cut:	NO
Packaging:	PK-41815-001 TRAY

Assy. Proc:	RIGHT ANGLE
Housing No:	41815-N-AN
Options	WITH RAMP
Terminal No:	2144-AA-A1AA-P909B
Term Matl:	BRASS
Plating:	P909 – TIN
Dim C:	(3.68) / .145
Voids:	NONE
Hooks Cut:	NO
Packaging:	PK-41815-001 TRAY

Ckts	Material No	Engineer Number	Material No	Engineer Number	Material No	Engineer Number	Material No	Engineer Number
2			09-48-4021	A-41815-0170	41815-0184	A-41815-0184	09-48-2021	A-41815-0198
3			09-48-4031	A-41815-0171	09-48-5030	A-41815-0185	09-48-2031	A-41815-0199
4			09-48-4041	A-41815-0172	09-48-5040	A-41815-0186	09-48-2041	A-41815-0200
5			09-48-4051	A-41815-0173	09-48-5050	A-41815-0187	09-48-2051	A-41815-0201
6			09-48-4061	A-41815-0174	41815-0188	A-41815-0188	09-48-2061	A-41815-0202
7			09-48-4071	A-41815-0175	41815-0189	A-41815-0189	09-48-2071	A-41815-0203
8			09-48-4081	A-41815-0176	09-48-5080	A-41815-0190	09-48-2081	A-41815-0204
9			09-48-4091	A-41815-0177	41815-0191	A-41815-0191	09-48-2091	A-41815-0205
10			09-48-4101	A-41815-0178	09-48-5100	A-41815-0192	09-48-2101	A-41815-0206
11			09-48-4111	A-41815-0179	41815-0193	A-41815-0193	09-48-2111	A-41815-0207
12			09-48-4121	A-41815-0180	41815-0194	A-41815-0194	09-48-2121	A-41815-0208
13			09-48-4131	A-41815-0181	41815-0195	A-41815-0195	09-48-2131	A-41815-0209
14			09-48-4141	A-41815-0182	41815-0196	A-41815-0196	09-48-2141	A-41815-0210
15			09-48-4151	A-41815-0183	41815-0197	A-41815-0197	09-48-2151	A-41815-0211

<b>REV:</b>  <b>AN1</b>	<b>ECR/ECN INFORMATION:</b>		<b>TITLE:</b>  <b>KK 156 HOUSING ASSY PCB 41815 SERIES DWG</b>	<u>SHEET No.</u>
	EC NO.	<b>UCP2012-3600</b>		<b>- 5 -</b>
	DATE:	<b>5/14/2012</b>		
<b>DOCUMENT NUMBER:</b> <b>SDA-41815</b>		<b>CREATED / REVISED BY:</b> <b>MMSTROH</b>	<b>CHECKED BY:</b> <b>MKIPPER</b>	<b>APPROVED BY:</b> <b>FSMITH</b>

41815



# KK 156 PCB ASSY 2-15 CKT SERIES

Assy. Proc:	RIGHT ANGLE
Housing No:	41815-N-AN
Options	WITH RAMP
Terminal No:	2144-AA-A1AA-228B
Term Matl:	BRASS
Plating:	228 – GOLD
Dim C:	(3.68) / .145
Voids:	NONE
Hooks Cut:	NO
Packaging:	PK-41815-001 TRAY

Assy. Proc:	BOTTOM ENTRY
Housing No:	41815-N-DN
Options	NO RAMPS
Terminal No:	2188-P909
Term Matl:	BRASS
Plating:	P909 – TIN
Dim C:	(4.06) / .160
Voids:	NONE
Hooks Cut:	YES
Packaging:	PK-41815-001 TRAY

Assy. Proc:	
Housing No:	
Options	
Terminal No:	
Term Matl:	
Plating:	
Dim C:	
Voids:	
Hooks Cut:	
Packaging:	

Assy. Proc:	TOP ENTRY
Housing No:	41815-N-DN
Options	NO RAMPS
Terminal No:	2144-AA-A1AA-P909B
Term Matl:	BRASS
Plating:	P909 – TIN
Dim C:	(3.05) / .120
Voids:	NONE
Hooks Cut:	NO
Packaging:	PK-41815-001 TRAY

Ckts	Material No	Engineer Number	Material No	Engineer Number	Material No	Engineer Number	Material No	Engineer Number
2	09-48-5023	A-41815-0313	41815-0327	A-41815-0327			41815-0355	A-41815-0355
3	09-48-5033	A-41815-0314	41815-0328	A-41815-0328			41815-0356	A-41815-0356
4	09-48-5043	A-41815-0315	41815-0329	A-41815-0329			09-48-2047	A-41815-0357
5	09-48-5053	A-41815-0316	09-48-2056	A-41815-0330			41815-0358	A-41815-0358
6	09-48-5063	A-41815-0317	41815-0331	A-41815-0331			41815-0359	A-41815-0359
7	09-48-5073	A-41815-0318	41815-0332	A-41815-0332			41815-0360	A-41815-0360
8	09-48-5083	A-41815-0319	09-48-2086	A-41815-0333			41815-0361	A-41815-0361
9	09-48-5093	A-41815-0320	41815-0334	A-41815-0334			41815-0362	A-41815-0362
10	09-48-5103	A-41815-0321	09-48-2106	A-41815-0335			09-48-2107	A-41815-0363
11	09-48-5113	A-41815-0322	41815-0336	A-41815-0336			41815-0364	A-41815-0364
12	09-48-5123	A-41815-0323	41815-0337	A-41815-0337			41815-0365	A-41815-0365
13	09-48-5133	A-41815-0324	41815-0338	A-41815-0338			41815-0366	A-41815-0366
14	09-48-5143	A-41815-0325	41815-0339	A-41815-0339			41815-0367	A-41815-0367
15	09-48-5153	A-41815-0326	41815-0340	A-41815-0340			41815-0368	A-41815-0368

<b>REV:</b>  <b>AN1</b>	<b>ECR/ECN INFORMATION:</b>		<b>TITLE:</b>  <b>KK 156 HOUSING ASSY PCB 41815 SERIES DWG</b>	<u>SHEET No.</u>
	EC NO.	<b>UCP2012-3600</b>		<b>- 6 -</b>
	DATE:	<b>5/14/2012</b>		
<b>DOCUMENT NUMBER:</b> <b>SDA-41815</b>		<b>CREATED / REVISED BY:</b> <b>MMSTROH</b>	<b>CHECKED BY:</b> <b>MKIPPER</b>	<b>APPROVED BY:</b> <b>FSMITH</b>

41815



# KK 156 PCB ASSY 2-15 CKT SERIES

Assy. Proc:	RIGHT ANGLE
Housing No:	41815-N-AN
Options	WITH RAMP
Terminal No:	4244-A-197A
Term Matl:	PHOS BRONZE
Plating:	197 – TIN
Dim C:	(3.68) / .145
Voids:	NONE
Hooks Cut:	NO
Packaging:	PK-41815-001 TRAY

Assy. Proc:	
Housing No:	
Options	
Terminal No:	
Term Matl:	
Plating:	
Dim C:	
Voids:	
Hooks Cut:	
Packaging:	

Assy. Proc:	RIGHT ANGLE
Housing No:	41815-N-AN
Options	WITH RAMP
Terminal No:	2144-AA-A1AA-208B
Term Matl:	BRASS
Plating:	208 – 15 GOLD
Dim C:	(3.68) / .145
Voids:	NONE
Hooks Cut:	NO
Packaging:	PK-41815-001 TRAY

Assy. Proc:	BOTTOM ENTRY
Housing No:	41815-N-AN
Options	WITH RAMP
Terminal No:	2188-1-208
Term Matl:	BRASS
Plating:	208 – 15 GOLD
Dim C:	(3.18) / .125
Voids:	NONE
Hooks Cut:	NO
Packaging:	PK-41815-001 TRAY

Ckts	Material No	Engineer Number	Material No	Engineer Number	Material No	Engineer Number	Material No	Engineer Number
2	09-48-1023	A-41815-0369			09-48-3025	A-41815-0425	09-48-3024	A-41815-0439
3	09-48-1033	A-41815-0370			09-48-3035	A-41815-0426	09-48-3034	A-41815-0440
4	09-48-1043	A-41815-0371			09-48-3045	A-41815-0427	09-48-3044	A-41815-0441
5	09-48-1053	A-41815-0372			09-48-3055	A-41815-0428	09-48-3054	A-41815-0442
6	09-48-1063	A-41815-0373			09-48-3065	A-41815-0429	09-48-3064	A-41815-0443
7	09-48-1073	A-41815-0374			09-48-3075	A-41815-0430	09-48-3074	A-41815-0444
8	09-48-1083	A-41815-0375			09-48-3085	A-41815-0431	09-48-3084	A-41815-0445
9	09-48-1093	A-41815-0376			09-48-3095	A-41815-0432	09-48-3094	A-41815-0446
10	09-48-1103	A-41815-0377			09-48-3105	A-41815-0433	09-48-3104	A-41815-0447
11	09-48-1113	A-41815-0378			09-48-3115	A-41815-0434	09-48-3114	A-41815-0448
12	09-48-1123	A-41815-0379			09-48-3125	A-41815-0435	09-48-3124	A-41815-0449
13	09-48-1133	A-41815-0380			09-48-3135	A-41815-0436	09-48-3134	A-41815-0450
14	09-48-1143	A-41815-0381			09-48-3145	A-41815-0437	09-48-3144	A-41815-0451
15	09-48-1153	A-41815-0382			09-48-3155	A-41815-0438	09-48-3154	A-41815-0452

<b>REV:</b>  <b>AN1</b>	<b>ECR/ECN INFORMATION:</b>		<b>TITLE:</b>  <b>KK 156 HOUSING ASSY PCB 41815 SERIES DWG</b>	<u>SHEET No.</u>
	EC NO.	<b>UCP2012-3600</b>		<b>- 7 -</b>
	DATE:	<b>5/14/2012</b>		
<b>DOCUMENT NUMBER:</b> <b>SDA-41815</b>		<b>CREATED / REVISED BY:</b> <b>MMSTROH</b>	<b>CHECKED BY:</b> <b>MKIPPER</b>	<b>APPROVED BY:</b> <b>FSMITH</b>

41815



# KK 156 PCB ASSY 2-15 CKT SERIES

Assy. Proc:	TOP ENTRY
Housing No:	41815-N-AN
Options	WITH RAMP
Terminal No:	2144-AA-A1AA-P909B
Term Matl:	BRASS
Plating:	P909 – TIN
Dim C:	(3.05) / .120
Voids:	NONE
Hooks Cut:	NO
Packaging:	PK-41815-001 TRAY

Assy. Proc:	TOP ENTRY
Housing No:	41815-N-AN
Options	WITH RAMP
Terminal No:	2144-AA-A1AA-208B
Term Matl:	BRASS
Plating:	208 – 15 GOLD
Dim C:	(3.05) / .120
Voids:	NONE
Hooks Cut:	NO
Packaging:	PK-41815-001 TRAY

Assy. Proc:	RIGHT ANGLE
Housing No:	41815-N-AN
Options	WITH RAMP
Terminal No:	2144-BA-A1AA-P909B
Term Matl:	PHOS BRONZE
Plating:	P909 – TIN
Dim C:	(3.68) / .145
Voids:	NONE
Hooks Cut:	NO
Packaging:	PK-41815-001 TRAY

Assy. Proc:	BOTTOM ENTRY
Housing No:	41815-N-AN
Options	WITH RAMP
Terminal No:	6298-1-P909
Term Matl:	PHOS BRONZE
Plating:	P909 – TIN
Dim C:	(3.18) / .125
Voids:	NONE
Hooks Cut:	NO
Packaging:	PK-41815-001 TRAY

Ckts	Material No	Engineer Number	Material No	Engineer Number	Material No	Engineer Number	Material No	Engineer Number
2	09-48-2023	A-41815-0453	09-48-3026	A-41815-0467	09-48-2020	A-41815-0481	09-48-2029	A-41815-0495
3	09-48-2033	A-41815-0454	09-48-3036	A-41815-0468	09-48-2030	A-41815-0482	09-48-2039	A-41815-0496
4	09-48-2043	A-41815-0455	09-48-3046	A-41815-0469	09-48-2040	A-41815-0483	09-48-2049	A-41815-0497
5	09-48-2053	A-41815-0456	09-48-3056	A-41815-0470	09-48-2050	A-41815-0484	09-48-2059	A-41815-0498
6	09-48-2063	A-41815-0457	09-48-3066	A-41815-0471	09-48-2060	A-41815-0485	09-48-2069	A-41815-0499
7	09-48-2073	A-41815-0458	09-48-3076	A-41815-0472	09-48-2070	A-41815-0486	09-48-2079	A-41815-0500
8	09-48-2083	A-41815-0459	09-48-3086	A-41815-0473	09-48-2080	A-41815-0487	09-48-2089	A-41815-0501
9	09-48-2093	A-41815-0460	09-48-3096	A-41815-0474	09-48-2090	A-41815-0488	09-48-2099	A-41815-0502
10	09-48-2103	A-41815-0461	09-48-3106	A-41815-0475	09-48-2100	A-41815-0489	09-48-2109	A-41815-0503
11	09-48-2113	A-41815-0462	09-48-3116	A-41815-0476	09-48-2110	A-41815-0490	09-48-2119	A-41815-0504
12	09-48-2123	A-41815-0463	09-48-3126	A-41815-0477	09-48-2120	A-41815-0491	09-48-2129	A-41815-0505
13	09-48-2133	A-41815-0464	09-48-3136	A-41815-0478	09-48-2130	A-41815-0492	09-48-2139	A-41815-0506
14	09-48-2143	A-41815-0465	09-48-3146	A-41815-0479	09-48-2140	A-41815-0493	09-48-2149	A-41815-0507
15	09-48-2153	A-41815-0466	09-48-3156	A-41815-0480	09-48-2150	A-41815-0494	09-48-2159	A-41815-0508

<b>REV:</b>  <b>AN1</b>	<b>ECR/ECN INFORMATION:</b>		<b>TITLE:</b>  <b>KK 156 HOUSING ASSY PCB 41815 SERIES DWG</b>	<u>SHEET No.</u>
	EC NO.	<b>UCP2012-3600</b>		<b>- 8 -</b>
	DATE:	<b>5/14/2012</b>		
<b>DOCUMENT NUMBER:</b> <b>SDA-41815</b>		<b>CREATED / REVISED BY:</b> <b>MMSTROH</b>	<b>CHECKED BY:</b> <b>MKIPPER</b>	<b>APPROVED BY:</b> <b>FSMITH</b>



41815



# KK 156 PCB ASSY 2-15 CKT SERIES

Assy. Proc:	TOP ENTRY
Housing No:	41815-N-AN
Options	WITH RAMP
Terminal No:	2144-BA-A1AA-P909B
Term Matl:	PHOS BRONZE
Plating:	P909 – TIN
Dim C:	(3.05) / .120
Voids:	NONE
Hooks Cut:	NO
Packaging:	PK-41815-001 TRAY

Assy. Proc:	TOP ENTRY
Housing No:	41815-N-AN
Options	WITH RAMP
Terminal No:	2144-BA-A1AA-197B
Term Matl:	PHOS BRONZE
Plating:	197 – TIN
Dim C:	(3.05) / .120
Voids:	NONE
Hooks Cut:	YES
Packaging:	PK-41815-001 TRAY

Assy. Proc:	TOP ENTRY
Housing No:	41815-N-AN
Options	WITH RAMP
Terminal No:	2144-BA-A1AA-208B
Term Matl:	PHOS BRONZE
Plating:	208 – 15 GOLD
Dim C:	(3.05) / .120
Voids:	NONE
Hooks Cut:	YES
Packaging:	PK-41815-001 TRAY

Assy. Proc:	BOTTOM ENTRY
Housing No:	41815-N-AN
Options	WITH RAMP
Terminal No:	2188-1-208
Term Matl:	BRASS
Plating:	208 – 15 GOLD
Dim C:	(3.18) / .125
Voids:	TERMINAL VOID 2
Hooks Cut:	NO
Packaging:	PK-41815-001 TRAY

Ckts	Material No	Engineer Number	Material No	Engineer Number	Material No	Engineer Number	Material No	Engineer Number
2	09-48-2028	A-41815-0509	09-48-5028	A-41815-0523	09-48-1025	A-41815-0537		
3	09-48-2038	A-41815-0510	09-48-5038	A-41815-0524	09-48-1035	A-41815-0538	41815-0551	41815-0551
4	09-48-2048	A-41815-0511	09-48-5048	A-41815-0525	09-48-1045	A-41815-0539	41815-0552	41815-0552
5	09-48-2058	A-41815-0512	09-48-5058	A-41815-0526	09-48-1055	A-41815-0540	41815-0553	41815-0553
6	09-48-2068	A-41815-0513	09-48-5068	A-41815-0527	09-48-1065	A-41815-0541	41815-0554	41815-0554
7	09-48-2078	A-41815-0514	09-48-5078	A-41815-0528	09-48-1075	A-41815-0542	41815-0555	41815-0555
8	09-48-2088	A-41815-0515	09-48-5088	A-41815-0529	09-48-1085	A-41815-0543	41815-0556	41815-0556
9	09-48-2098	A-41815-0516	09-48-5098	A-41815-0530	09-48-1095	A-41815-0544	41815-0557	41815-0557
10	09-48-2108	A-41815-0517	09-48-5108	A-41815-0531	09-48-1105	A-41815-0545	41815-0558	41815-0558
11	09-48-2118	A-41815-0518	09-48-5118	A-41815-0532	09-48-1115	A-41815-0546	41815-0559	41815-0559
12	09-48-2128	A-41815-0519	09-48-5128	A-41815-0533	09-48-1125	A-41815-0547	41815-0560	41815-0560
13	09-48-2138	A-41815-0520	09-48-5138	A-41815-0534	09-48-1135	A-41815-0548	41815-0561	41815-0561
14	09-48-2148	A-41815-0521	09-48-5148	A-41815-0535	09-48-1145	A-41815-0549	41815-0562	41815-0562
15	09-48-2158	A-41815-0522	09-48-5158	A-41815-0536	09-48-1155	A-41815-0550	41815-0563	41815-0563

<b>REV:</b>  <b>AN1</b>	<b>ECR/ECN INFORMATION:</b>		<b>TITLE:</b>  <b>KK 156 HOUSING ASSY PCB 41815 SERIES DWG</b>	<u>SHEET No.</u>
	EC NO.	<b>UCP2012-3600</b>		<b>- 9 -</b>
	DATE:	<b>5/14/2012</b>		
<b>DOCUMENT NUMBER:</b> <b>SDA-41815</b>		<b>CREATED / REVISED BY:</b> <b>MMSTROH</b>	<b>CHECKED BY:</b> <b>MKIPPER</b>	<b>APPROVED BY:</b> <b>FSMITH</b>

41815



# KK 156 PCB ASSY 2-15 CKT SERIES

Assy. Proc:	BOTTOM ENTRY
Housing No:	41815-N-DN
Options	WITHOUT RAMPS
Terminal No:	6298-1-197
Term Matl:	PHOS BRONZE
Plating:	197 – TIN
Dim C:	3.18 / .125
Voids:	NONE
Hooks Cut:	NO
Packaging:	PK-41815-001 TRAY

Assy. Proc:	BOTTOM ENTRY
Housing No:	41815-N-DN
Options	WITHOUT RAMPS
Terminal No:	6298-1-197
Term Matl:	PHOS BRONZE
Plating:	197 – TIN
Dim C:	3.18 / .125
Voids:	TERMINAL VOID 2
Hooks Cut:	NO
Packaging:	PK-41815-001 TRAY

Assy. Proc:	RIGHT ANGLE
Housing No:	41815-N-A15-7
Options	WITH RAMP
Terminal No:	2144-BA-A1AA-197B
Term Matl:	PHOS BRONZE
Plating:	197 – TIN
Dim C:	(3.68) / .145
Voids:	TERMINAL VOID 7
Hooks Cut:	NO
Packaging:	PK-41815-001 TRAY

Assy. Proc:	TOP ENTRY
Housing No:	41815-N-DN
Options	WITHOUT RAMP
Terminal No:	2144-BA-A1AA-197B
Term Matl:	PHOS BRONZE
Plating:	197 – TIN
Dim C:	(3.05)/.120
Voids:	NONE
Hooks Cut:	YES
Packaging:	PK-41815-001 TRAY

Ckts	Material No	Engineer Number	Material No	Engineer Number	Material No	Engineer Number	Material No	Engineer Number
2	41815-0564	A-41815-0564					41815-0601	A-41815-0601
3	41815-0565	A-41815-0565	41815-0579	A-41815-0579			41815-0602	A-41815-0602
4	41815-0566	A-41815-0566	41815-0580	A-41815-0580				
5	41815-0567	A-41815-0567	41815-0581	A-41815-0581				
6	41815-0568	A-41815-0568	41815-0582	A-41815-0582			41815-0605	A-41815-0605
7	41815-0569	A-41815-0569	41815-0583	A-41815-0583				
8	41815-0570	A-41815-0570	41815-0584	A-41815-0584				
9	41815-0571	A-41815-0571	41815-0585	A-41815-0585				
10	41815-0572	A-41815-0572	41815-0586	A-41815-0586				
11	41815-0573	A-41815-0573	41815-0587	A-41815-0587				
12	41815-0574	A-41815-0574	41815-0588	A-41815-0588				
13	41815-0575	A-41815-0575	41815-0589	A-41815-0589				
14	41815-0576	A-41815-0576	41815-0590	A-41815-0590				
15	41815-0577	A-41815-0577	41815-0591	A-41815-0591	41815-0600	A-41815-0600		

<b>REV:</b>  <b>AN1</b>	<b>ECR/ECN INFORMATION:</b>		<b>TITLE:</b>  <b>KK 156 HOUSING ASSY PCB 41815 SERIES DWG</b>	<u>SHEET No.</u>
	EC NO.	<b>UCP2012-3600</b>		<b>- 10 -</b>
	DATE:	<b>5/14/2012</b>		
<b>DOCUMENT NUMBER:</b> <b>SDA-41815</b>		<b>CREATED / REVISED BY:</b> <b>MMSTROH</b>	<b>CHECKED BY:</b> <b>MKIPPER</b>	<b>APPROVED BY:</b> <b>FSMITH</b>

41815



# KK 156 PCB ASSY 2-15 CKT SERIES

Assy. Proc:	RIGHT ANGLE
Housing No:	41815-N-DN
Options	WITHOUT RAMP
Terminal No:	2144-BA-A1AA-197B
Term Matl:	PHOS BRONZE
Plating:	197 – TIN
Dim C:	(3.68) / .145
Voids:	NONE
Hooks Cut:	NO
Packaging:	PK-41815-001 TRAY

Assy. Proc:	TOP ENTRY
Housing No:	41815-N-DN
Options	WITHOUT RAMP
Terminal No:	2144-AA-A1AA-P909B
Term Matl:	BRASS
Plating:	P909 – TIN
Dim C:	(3.05) / .120
Voids:	NONE
Hooks Cut:	YES
Packaging:	PK-41815-001 TRAY

Assy. Proc:	RIGHT ANGLE
Housing No:	41815-N-AN
Options	WITH RAMP
Terminal No:	2144-BA-A1AA-197B
Term Matl:	PHOS BRONZE
Plating:	197 TIN
Dim C:	(3.68) / .145
Voids:	TERMINAL VOID 2, 4
Hooks Cut:	NO
Packaging:	PK-41815-001 TRAY

Ckts	Material No	Engineer Number
2	41815-0630	A-41815-0630
3	41815-0631	A-41815-0631
4	41815-0632	A-41815-0632
5	41815-0633	A-41815-0633
6	41815-0634	A-41815-0634
7	41815-0635	A-41815-0635
8	41815-0636	A-41815-0636
9	41815-0637	A-41815-0637
10	41815-0638	A-41815-0638
11	41815-0639	A-41815-0639
12	41815-0640	A-41815-0640
13	41815-0641	A-41815-0641
14	41815-0642	A-41815-0642
15	41815-0643	A-41815-0643

Material No	Engineer Number
41815-0646	A-41815-0646

Material No	Engineer Number
41815-0661	A-41815-0661

<b>REV:</b>  <b>AN1</b>	<b>ECR/ECN INFORMATION:</b>		<b>TITLE:</b>  <b>KK 156 HOUSING ASSY PCB 41815 SERIES DWG</b>	<u>SHEET No.</u> <b>- 11 -</b>	
	EC NO.	<b>UCP2012-3600</b>			
	DATE:	<b>5/14/2012</b>			
<b>DOCUMENT NUMBER:</b> <b>SDA-41815</b>			<u>CREATED / REVISED BY:</u> <b>MMSTROH</b>	<u>CHECKED BY:</u> <b>MKIPPER</b>	<u>APPROVED BY:</u> <b>FSMITH</b>



Компания «ЭлектроПласт» предлагает заключение долгосрочных отношений при поставках импортных электронных компонентов на взаимовыгодных условиях!

Наши преимущества:

- Оперативные поставки широкого спектра электронных компонентов отечественного и импортного производства напрямую от производителей и с крупнейших мировых складов;
- Поставка более 17-ти миллионов наименований электронных компонентов;
- Поставка сложных, дефицитных, либо снятых с производства позиций;
- Оперативные сроки поставки под заказ (от 5 рабочих дней);
- Экспресс доставка в любую точку России;
- Техническая поддержка проекта, помощь в подборе аналогов, поставка прототипов;
- Система менеджмента качества сертифицирована по Международному стандарту ISO 9001;
- Лицензия ФСБ на осуществление работ с использованием сведений, составляющих государственную тайну;
- Поставка специализированных компонентов (Xilinx, Altera, Analog Devices, Intersil, Interpoint, Microsemi, Aeroflex, Peregrine, Syfer, Eurofarad, Texas Instrument, Miteq, Cobham, E2V, MA-COM, Hittite, Mini-Circuits, General Dynamics и др.);

Помимо этого, одним из направлений компании «ЭлектроПласт» является направление «Источники питания». Мы предлагаем Вам помощь Конструкторского отдела:

- Подбор оптимального решения, техническое обоснование при выборе компонента;
- Подбор аналогов;
- Консультации по применению компонента;
- Поставка образцов и прототипов;
- Техническая поддержка проекта;
- Защита от снятия компонента с производства.



#### Как с нами связаться

**Телефон:** 8 (812) 309 58 32 (многоканальный)

**Факс:** 8 (812) 320-02-42

**Электронная почта:** [org@eplast1.ru](mailto:org@eplast1.ru)

**Адрес:** 198099, г. Санкт-Петербург, ул. Калинина, дом 2, корпус 4, литера А.