




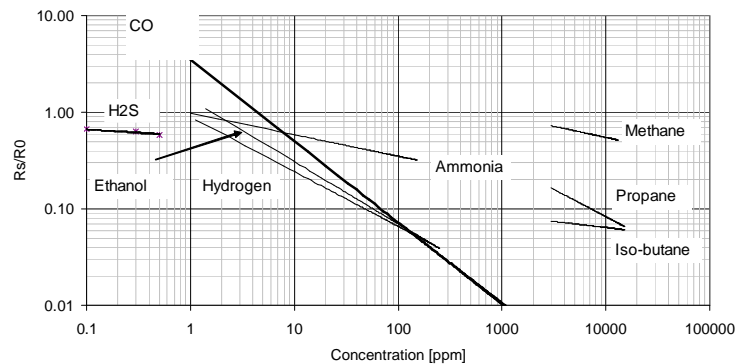
The MiCS-4514 is a compact MOS sensor with two fully independent sensing elements on one package.

The MiCS-4514 is a robust MEMS sensor for the detection of pollution from automobile exhausts.



Features

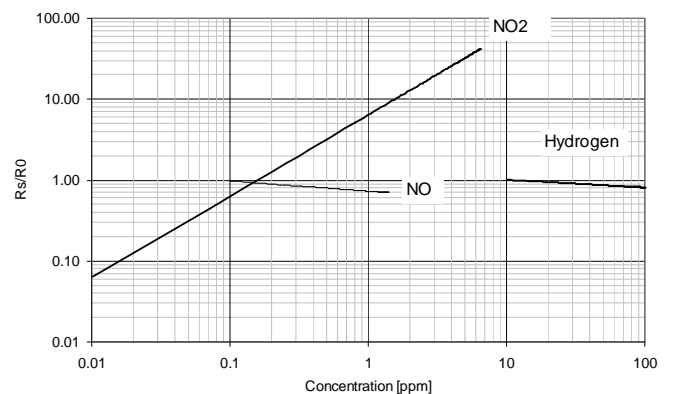
- Smallest footprint for compact designs (5 x 7 x 1.55 mm)
- Robust MEMS sensor for harsh environments
- High-volume manufacturing for low-cost applications
- Short lead-times



RED sensor, continuous power ON, 25°C, 50% RH

Detectable gases

- | | | |
|--------------------|----------------------------------|--------------|
| • Carbon monoxide | CO | 1 – 1000ppm |
| • Nitrogen dioxide | NO ₂ | 0.05 – 10ppm |
| • Ethanol | C ₂ H ₅ OH | 10 – 500ppm |
| • Hydrogen | H ₂ | 1 – 1000ppm |
| • Ammonia | NH ₃ | 1 – 500ppm |
| • Methane | CH ₄ | >1000ppm |



OX sensor, continuous power ON, 25°C, 50% RH

For more information please contact:

info.em@sgxsensortech.com

SGX Sensortech, Courtils 1
CH-2035 Corcelles-Cormondrèche
Switzerland

www.sgxsensortech.com

Performance RED sensor

| Characteristic RED sensor | Symbol | Typ | Min | Max | Unit |
|--|----------|-----|-----|------|-----------|
| Sensing resistance in air (see note 1) | R_0 | - | 100 | 1500 | $k\Omega$ |
| Typical CO detection range | FS | | 1 | 1000 | ppm |
| Sensitivity factor (see note 2) | S_{60} | - | 1.2 | 50 | - |

Performance OX sensor

| Characteristic OX sensor | Symbol | Typ | Min | Max | Unit |
|---|--------|-----|------|-----|-----------|
| Sensing resistance in air (see note 1) | R_0 | - | 0.8 | 20 | $k\Omega$ |
| Typical NO ₂ detection range | FS | | 0.05 | 10 | ppm |
| Sensitivity factor (see note 3) | S_R | - | 2 | - | - |

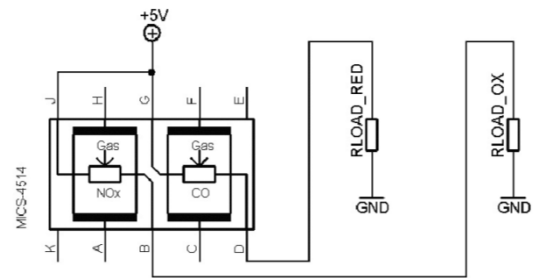
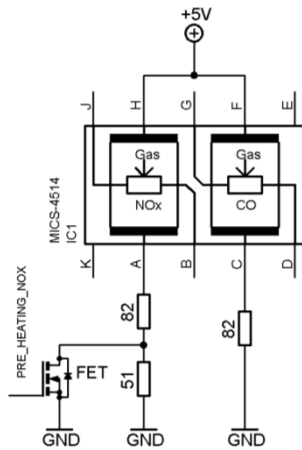
Notes:

1. Sensing resistance in air R_0 is measured under controlled ambient conditions, i.e. synthetic air at $23 \pm 5^\circ\text{C}$ and $50 \pm 10\%$ RH for RED sensor and synthetic air at $23 \pm 5^\circ\text{C}$ and $\leq 5\%$ RH for OX sensor. Sampling test.
2. Sensitivity factor is defined as R_s in air divided by R_s at 60 ppm CO. Test conditions are $23 \pm 5^\circ\text{C}$ and $50 \pm 10\%$ RH. Indicative values only. Sampling test.
3. Sensitivity factor is defined as R_s at 0.25 ppm NO₂, divided by R_s in air. Test conditions are $23 \pm 5^\circ\text{C}$ and $\leq 5\%$ RH. Indicative values only. Sampling test.

IMPORTANT PRECAUTIONS:

Read the following instructions carefully before using the MiCS-4514 described here to avoid erroneous readings and to prevent the device from permanent damage.

- The sensor must be reflow soldered in a neutral atmosphere, without soldering flux vapours.
- The sensor must not be exposed to high concentrations of organic solvents, silicone vapours or cigarette-smoke in order to avoid poisoning the sensitive layer.
- Heater voltage above the specified maximum rating will destroy the sensor due to overheating.
- This sensor is to be placed in a filtered package that protects it against water and dust projections.
- SGX sensortech strongly recommends using ESD protection equipment to handle the sensor.



MiCS-4514 with recommended supply circuit (top view)

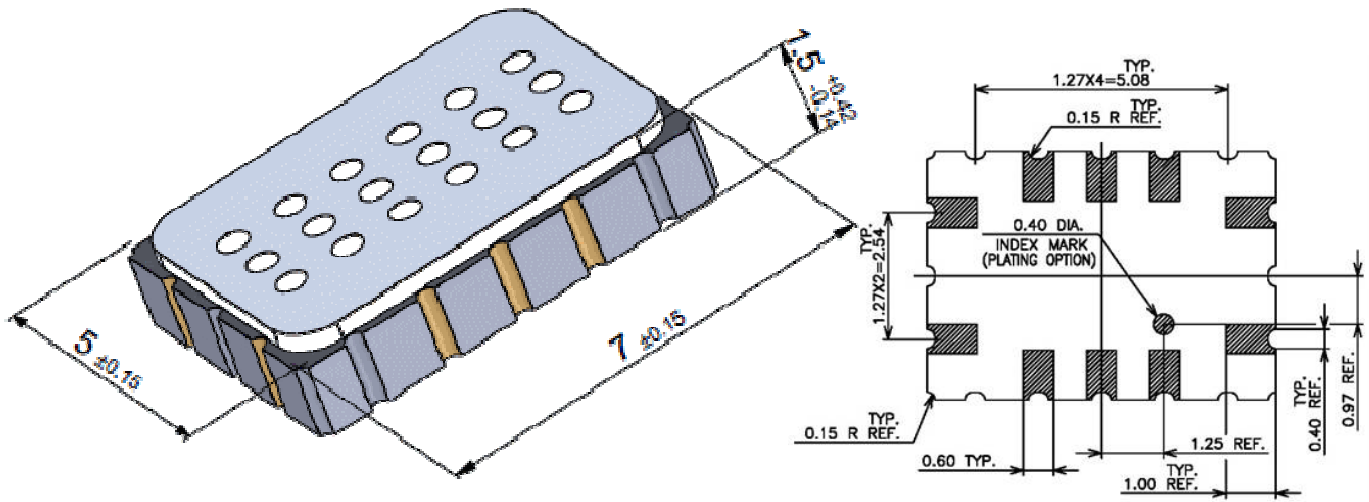
RDRED is a $82\ \Omega$ and RDOX is a $133\ \Omega$. These resistors are necessary to obtain the right temperatures on the two independent heaters while using a single 5V power supply. The resulting voltages are typically $V_{HRED} = 2.4V$ and $V_{HOX} = 1.7V$.

MiCS-4514 with measurement circuit (top view)

The two voltages measured on the load resistors are directly linked to the resistances of the RED and OX sensors respectively. RLOAD must be $820\ \Omega$ at the lowest in order not to damage the sensitive layer.

| Parameter RED sensor/OX sensor | Symbol | Typ | Min | Max | Unit |
|--|--------|---------|-------|-------|----------|
| Heating power | P_H | 76/43 | 71/30 | 81/50 | mW |
| Heating voltage | V_H | 2.4/1.7 | - | - | V |
| Heating current | I_H | 32/26 | - | - | mA |
| Heating resistance at nominal power | R_H | 74/66 | 66/59 | 82/73 | Ω |

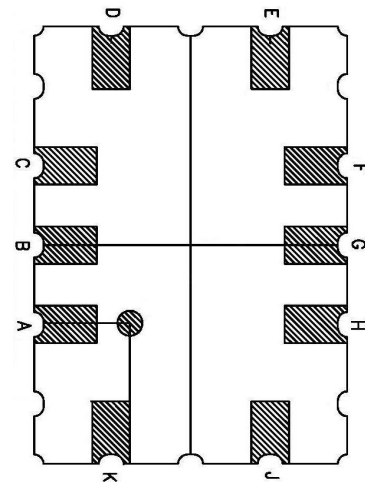
| Rating | Symbol | Value / Range | Unit |
|---|--------------|--------------------------------|-------------|
| Maximum heater power dissipation | P_H | 88 (RED sensor)/50 (OX sensor) | mW |
| Maximum sensitive layer power dissipation | P_s | 8 | mW |
| Voltage supply | V_{supply} | 4.9 – 5.1 | V |
| Relative humidity range | RH | 5 – 95 | %RH |
| Ambient operating temperature | T_{amb} | -30 – 85 | $^{\circ}C$ |
| Storage temperature range | T_{sto} | -40 – 120 | $^{\circ}C$ |
| Storage humidity range | RHsto | 5 - 95 | %RH |



Package outline dimensions

The package is compatible with SMD assembly process.

| Pin | Connection |
|-----|------------|
| A | Rh1 OX |
| B | Rs1 OX |
| C | Rh1 RED |
| D | Rs1 RED |
| E | NC |
| F | Rh2 RED |
| G | Rs2 RED |
| H | Rh2 OX |
| J | Rs2 OX |
| K | NC |

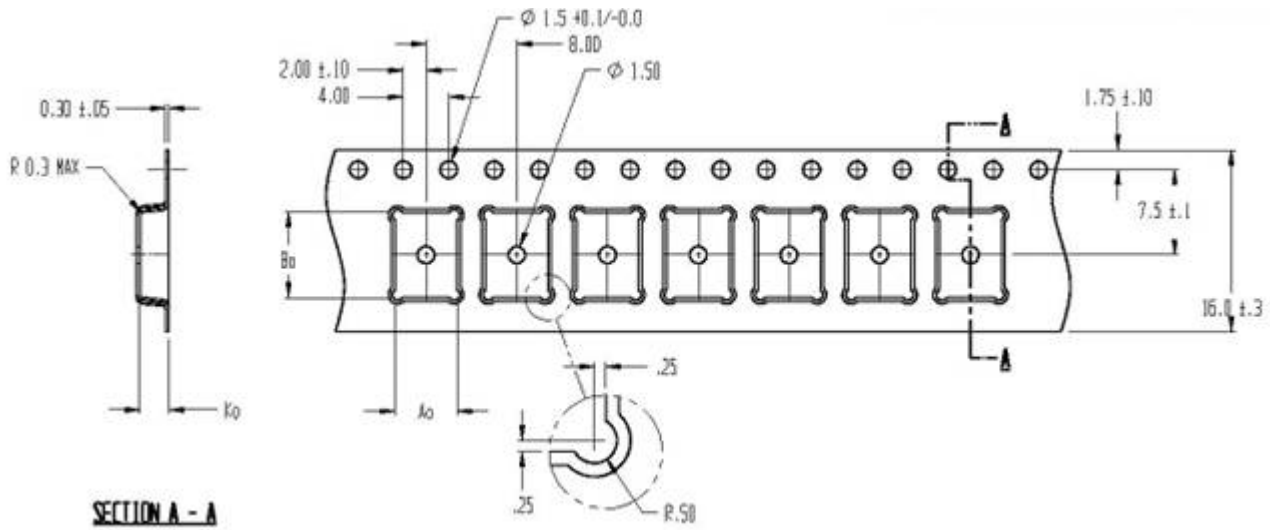


MiCS-4514 configuration (bottom view)

Sensor configuration

The silicon gas sensor structure consists of an accurately micro machined diaphragm with an embedded heating resistor and the sensing layer on top.

The MiCS-4514 includes two sensor chips with independent heaters and sensitive layers. One sensor chip detects oxidising gases (OX) and the other sensor detects reducing gases (RED). The internal connections are shown above.

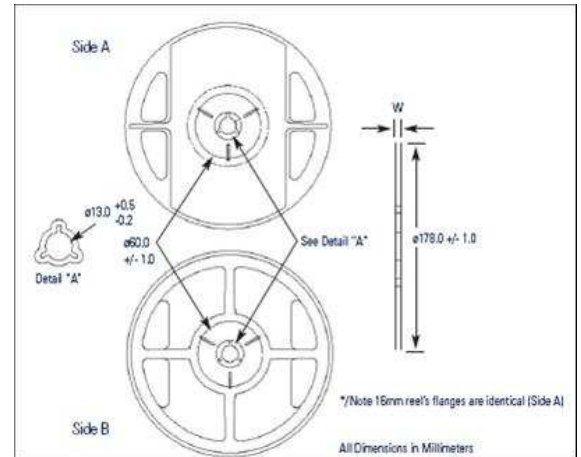


Packaging

The sensors are packaged in a tape and reel for expedition.

The sensors are placed in a carrier type. The dimensions of the cavity are 5.5 x 7.5 x 2.55 mm (the tolerance is +/- 0.2 mm).

The outside dimension of the reel is either 178 +/- mm (for a maximum of 700 sensors) or 330 + 0.25 / -4 mm (for a maximum of 2000 sensors).



For more information please contact:

info.em@sgxsensortech.com

SGX Sensortech, Courtils 1
CH-2035 Corcelles-Cormondrèche
Switzerland

www.sgxsensortech.com

Whilst SGX sensortech has taken care to ensure the accuracy of the information contained herein it accepts no responsibility for the consequences of any use thereof and also reserves the right to change the specification of goods without notice. SGX sensortech accepts no liability beyond the set out in its standard conditions of sale in respect of infringement of third party patents arising from the use of tubes or other devices in accordance with information contained herein.



Компания «ЭлектроПласт» предлагает заключение долгосрочных отношений при поставках импортных электронных компонентов на взаимовыгодных условиях!

Наши преимущества:

- Оперативные поставки широкого спектра электронных компонентов отечественного и импортного производства напрямую от производителей и с крупнейших мировых складов;
- Поставка более 17-ти миллионов наименований электронных компонентов;
- Поставка сложных, дефицитных, либо снятых с производства позиций;
- Оперативные сроки поставки под заказ (от 5 рабочих дней);
- Экспресс доставка в любую точку России;
- Техническая поддержка проекта, помощь в подборе аналогов, поставка прототипов;
- Система менеджмента качества сертифицирована по Международному стандарту ISO 9001;
- Лицензия ФСБ на осуществление работ с использованием сведений, составляющих государственную тайну;
- Поставка специализированных компонентов (Xilinx, Altera, Analog Devices, Intersil, Interpoint, Microsemi, Aeroflex, Peregrine, Syfer, Eurofarad, Texas Instrument, Miteq, Cobham, E2V, MA-COM, Hittite, Mini-Circuits, General Dynamics и др.);

Помимо этого, одним из направлений компании «ЭлектроПласт» является направление «Источники питания». Мы предлагаем Вам помощь Конструкторского отдела:

- Подбор оптимального решения, техническое обоснование при выборе компонента;
- Подбор аналогов;
- Консультации по применению компонента;
- Поставка образцов и прототипов;
- Техническая поддержка проекта;
- Защита от снятия компонента с производства.



Как с нами связаться

Телефон: 8 (812) 309 58 32 (многоканальный)

Факс: 8 (812) 320-02-42

Электронная почта: org@eplast1.ru

Адрес: 198099, г. Санкт-Петербург, ул. Калинина, дом 2, корпус 4, литера А.