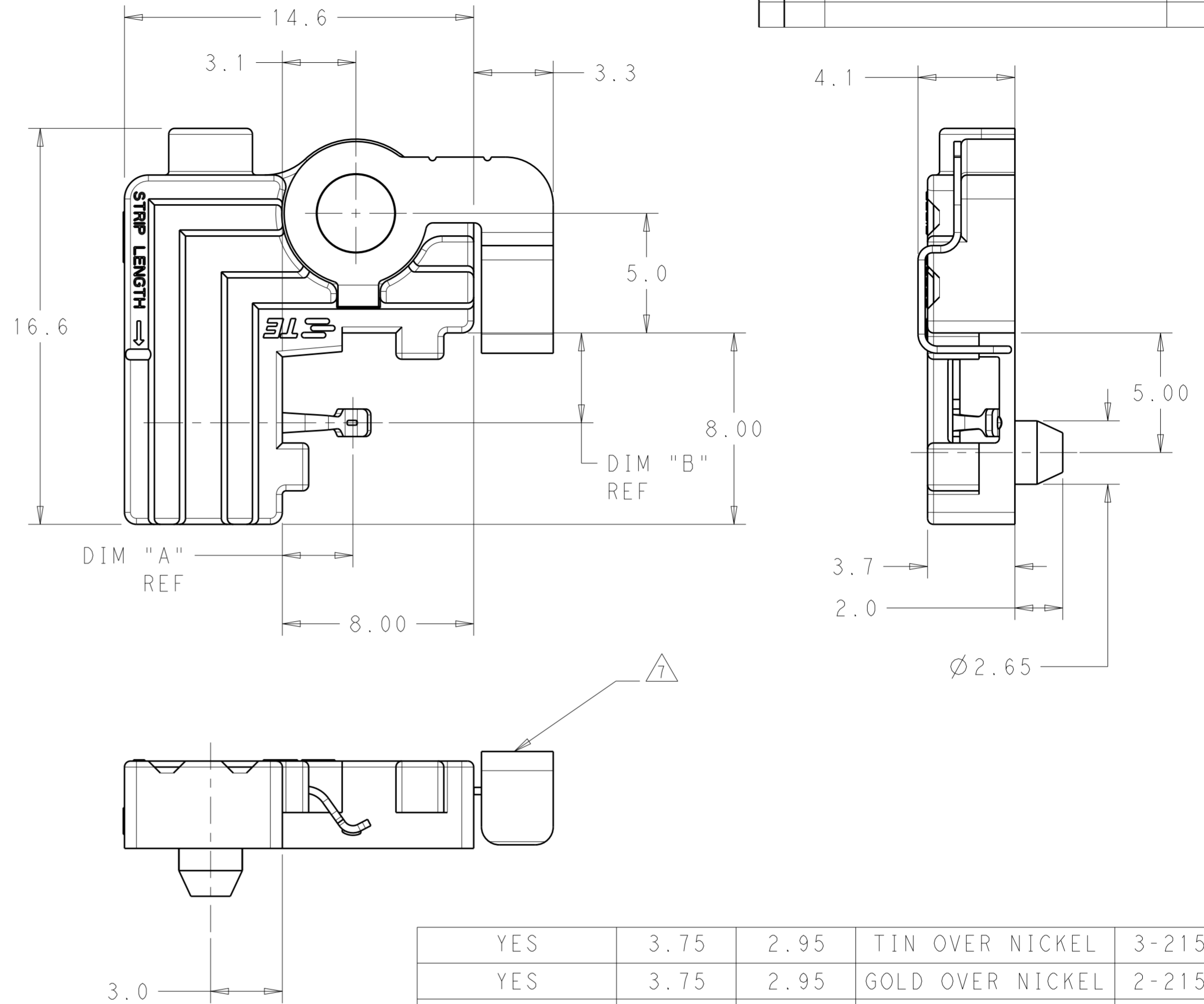


THIS DRAWING IS UNPUBLISHED. RELEASED FOR PUBLICATION 20
 © COPYRIGHT 20 BY - ALL RIGHTS RESERVED.

LOC	DIST	REVISIONS			
P	LTR	DESCRIPTION	DATE	DWN	APVD
-	-	A	REVISED PER ECR-15-007373	31JUL2015	RS DD
-	-	A1	REVISED PER ECR-18-010414	11JUL2018	SR DD
-	-	A2	REVISED PER ECR-18-012133	01AUG2018	SR DD

NOTES:

- 1 MATERIALS AND FINISH:
 -HOUSING: PBT-GF, COLOR: NATURAL
 -CONTACTS: COPPER ALLOY
 FINISH: SEE TABLE
 -THERMAL SPRING: STAINLESS STEEL
- 2. MUST COMPLY WITH DIRECTIVE 2002/95/EC (ROHS)
- 3 REFER TO LED MANUFACTURER'S DATASHEET FOR LED DIMENSIONS
- 4. REFER TO LED DATASHEET FOR RECOMMENDED THERMAL INTERFACE MATERIALS
- 5. RECOMMENDED SCREW SIZE: M3 OR #4.
 TORQUE SCREWS TO 2.5 in-lbf TO 4.0 in-lbf
- 6. WIRE TYPES AND SIZES ACCEPTED
 18, 20 AND 22 AWG SOLID WIRE
 18 AND 20 AWG PREBOND STRANDED WIRE
 18 AWG STRANDED WIRE (16 STRAND COUNT)
 MAX INSULATION OD: 2.10 MM
 STRIP LENGTH: 7.5±1.0
- 7 IN APPLICATIONS WHERE THE LED SUBSTRATE IS LESS THAN 1.50MM THICK A THERMAL SPRING IS REQUIRED. AS NOTED IN THE TABLE THE THERMAL SPRINGS WILL BE INSTALLED PRIOR TO SHIPMENT FROM THE TE FACTORY.
- 8 REQUIRES THE USE OF LED WITH GOLD PLATED PADS
- 9 RECOMMENDED PCB PAD AND HEAT SINK LAYOUT FOR LED PANEL APPLICATIONS. THE RECOMMENDED LED HOLDER FOR THESE APPLICATIONS IS PART NUMBER 1-2154857-3. IN APPLICATIONS WHERE THE LED PANEL IS LESS THAN 1.5MM THICK USE 3-2154857-3 WITH THERMAL SPRINGS IF THERMAL PRESSURE FROM THE HOLDER IS REQUIRED.
- 10 IN APPLICATIONS WHERE THE LED SUBSTRATE IS LESS THAN 1.50MM THICK AND A THERMAL SPRING IS NOT USED IT IS THE RESPONSIBILITY OF THE END USER TO ENSURE THAT ADEQUATE SYSTEM THERMAL PERFORMANCE IS ACHIEVED. THE LED HOLDER ALONE WILL NOT PROVIDE ENOUGH FORCE BY ITSELF TO GENERATE A RELIABLE AND STABLE THERMAL SOLUTION FOR THE LED.



YES	3.75	2.95	TIN OVER NICKEL	3-2154857-3
YES	3.75	2.95	GOLD OVER NICKEL	2-2154857-3
YES	2.25	2.00	GOLD OVER NICKEL	2-2154857-2
YES	1.85	1.55	GOLD OVER NICKEL	2-2154857-1
NO	3.75	2.95	TIN OVER NICKEL	1-2154857-3
NO	2.25	2.00	TIN OVER NICKEL	1-2154857-2
NO	3.75	2.95	GOLD OVER NICKEL	2154857-3
THERMAL SPRING	DIM "B"	DIM "A"	CONTACT PLATING	PART NUMBER

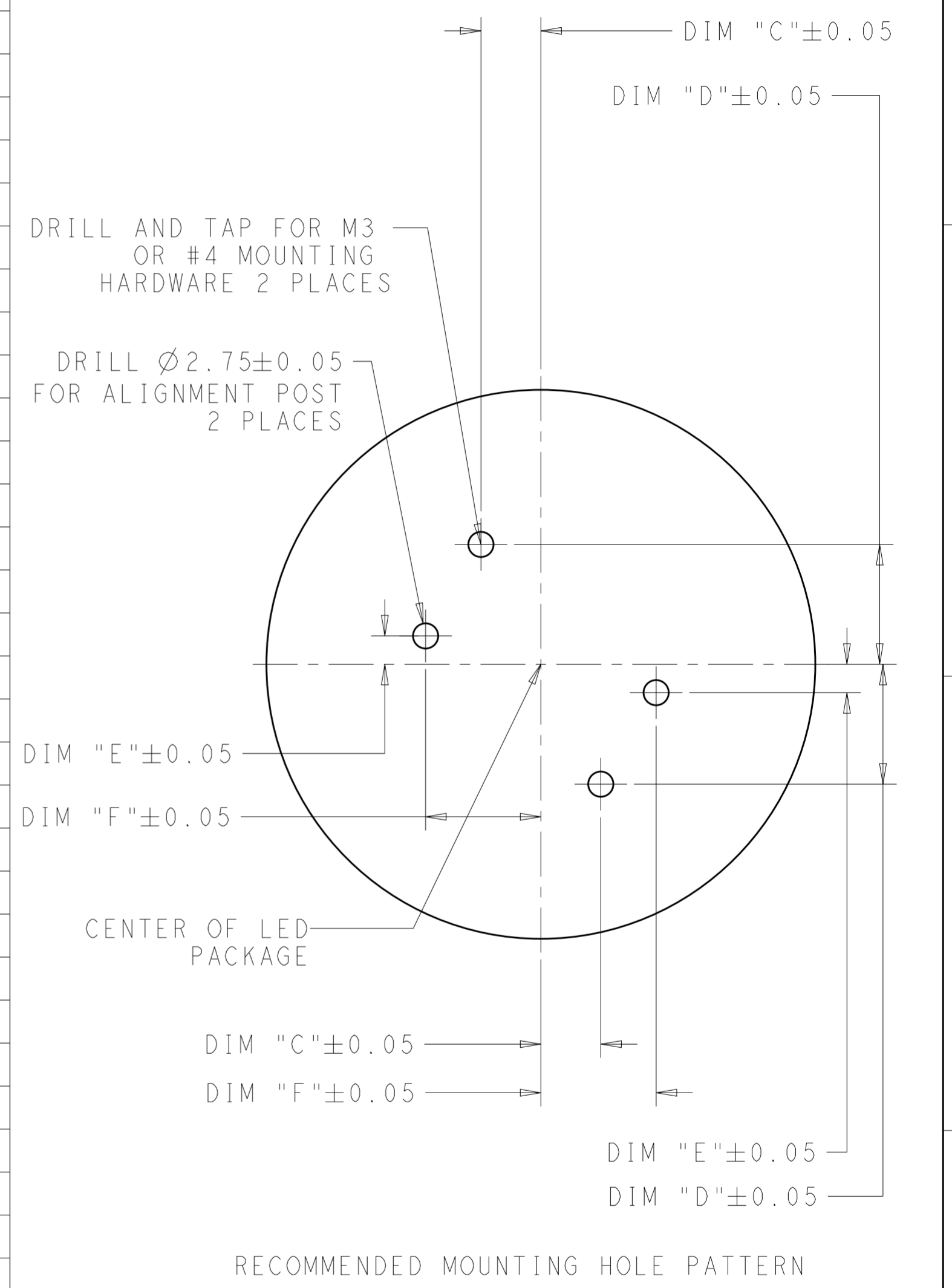
THIS DRAWING IS A CONTROLLED DOCUMENT.

DIMENSIONS: mm	TOLERANCES UNLESS OTHERWISE SPECIFIED: 0 PLC ± 1 PLC ±0.2 2 PLC ±0.13 3 PLC ±0.001 4 PLC ±0.0001 ANGLES ±2 FINISH	DWN M. MOSTOLLER 16MAR2012 CHK M. MOSTOLLER 16MAR2012 APVD M. MOSTOLLER 16MAR2012	TE Connectivity TWO PIECE ASSEMBLY LUMAWISE LED HOLDER, SCALABLE
MATERIAL		PRODUCT SPEC 108-133005 APPLICATION SPEC 114-32043 WEIGHT - Customer Drawing	
		SIZE A2 CAGE CODE 00779 DRAWING NO C-2154857	RESTRICTED TO -
		SCALE 6:1	SHEET 1 OF 3 REV A2

THIS DRAWING IS UNPUBLISHED. RELEASED FOR PUBLICATION 20
 © COPYRIGHT 20 BY - ALL RIGHTS RESERVED.

LOC	DIST	REVISIONS			
P	LTR	DESCRIPTION	DATE	DWN	APVD
-	-	SEE SHEET 1	-	-	-

LED TYPE	LED DIMENSION	DIM "C"	DIM "D"	DIM "E"	DIM "F"	RECOMMENED SOCKET PART NUMBER
BRIDGELUX ES	25.5 X 22.3	9.70	16.30	6.30	15.80	1-2154857-2
BRIDGELUX LS	17.5 X 13.3	5.83	11.83	1.83	11.93	1-2154857-3
BRIDGELUX V10	15.8 X 15.80	4.95	13.05	3.05	11.05	2-2154857-1
BRIDGELUX V15	21.0 X 21.0	7.55	15.65	5.65	13.65	2-2154857-1
CITIZEN CLL020/022	13.5 X 13.5	3.80	11.90	1.90	9.90	2-2154857-1
CITIZEN CLL030/032	19.0 X 19.0	6.55	14.65	4.65	12.65	2-2154857-1
CITIZEN CLL040/042	28.0 X 28.0	11.05	19.15	9.15	17.15	2-2154857-2
CITIZEN CLL050/052	38.0 X 38.0	16.05	24.15	14.15	22.15	2-2154857-2
CITIZEN L330	28.0 X 19.0	11.05	14.65	4.65	17.15	2-2154857-3
CITIZEN L340	28.5 X 28.5	11.30	19.40	9.40	17.40	2-2154857-3
CREE CXA2011	22.0 X 22.0	8.05	16.15	6.15	14.15	1-2154857-3
CREE CXA13XX/CXB13XX	13.35 X 13.35	3.73	11.83	1.83	9.83	2-2154857-2
CREE CXA15XX/CXB15XX	15.85 X 15.85	4.98	13.08	3.08	11.08	2-2154857-2
CREE CXA1816/CXB1816	17.85 X 17.85	5.98	14.08	4.08	12.08	2-2154857-2
CREE CXB1820	17.85 X 17.85	5.98	14.08	4.08	12.08	2-2154857-2
CREE CXA1830/CXB1830	17.85 X 17.85	5.98	14.08	4.08	12.08	2-2154857-1
CREE CXA25XX	23.85 X 23.85	8.98	17.08	7.08	15.08	2-2154857-2
CREE CXA30XX	27.35 X 27.35	10.73	18.83	8.83	16.83	2-2154857-2
CREE CXA3590	34.85 x 34.85	14.48	22.58	12.58	20.58	2154857-3 \triangle
EDISON-OPTO 2PHM09X	13.5 X 13.5	3.80	11.90	1.90	9.90	2-2154857-1
EDISON-OPTO 2PHM30X	19.0 X 19.0	6.55	14.65	4.65	12.65	2-2154857-1
LG INNOTEK 10,13,17,24W LEMWM	24.4 X 18.0	9.25	14.15	4.15	15.35	2-2154857-2
NICHIA COB L SERIES	19.0 X 16.0	6.55	13.15	3.15	12.65	2-2154857-1
NICHIA COB-J360	24.0 X 19.0	9.05	14.65	4.65	15.15	2-2154857-1
OSRAM GW KAJ	30.0 X 30.0	12.05	20.15	10.15	18.15	3-2154857-3
PHILIPS 1203	19.0 X 16.0	6.55	13.15	3.15	12.65	2-2154857-2
PHILIPS 1204,1205,1208	24.0 X 20.0	9.05	15.15	5.15	15.15	2-2154857-3
SAMSUNG LC013B	17.0 X 17.0	5.55	13.65	3.65	11.65	2-2154857-3
SAMSUNG LC026B,LC040B	21.5 X 21.5	7.80	15.90	5.90	13.90	2-2154857-3
SAMSUNG LC040D,LC060D,LC080D	28 X 28	11.05	19.15	9.15	17.15	2-2154857-2
SHARP MINI-ZENIGATA \triangle	15.0 X 12.0	4.55	11.15	1.15	10.65	2-2154857-1
SHARP MEGA-ZENIGATA \triangle	24.0 X 20.0	9.05	15.15	5.15	15.15	2-2154857-3
SEOUL SEMI SBWW1F1A	13.25 X 13.25	3.68	11.78	1.78	9.78	2-2154857-1
SEOUL SEMI SBWW2F1A	17.75 X 17.75	5.93	14.03	4.03	12.03	2-2154857-2

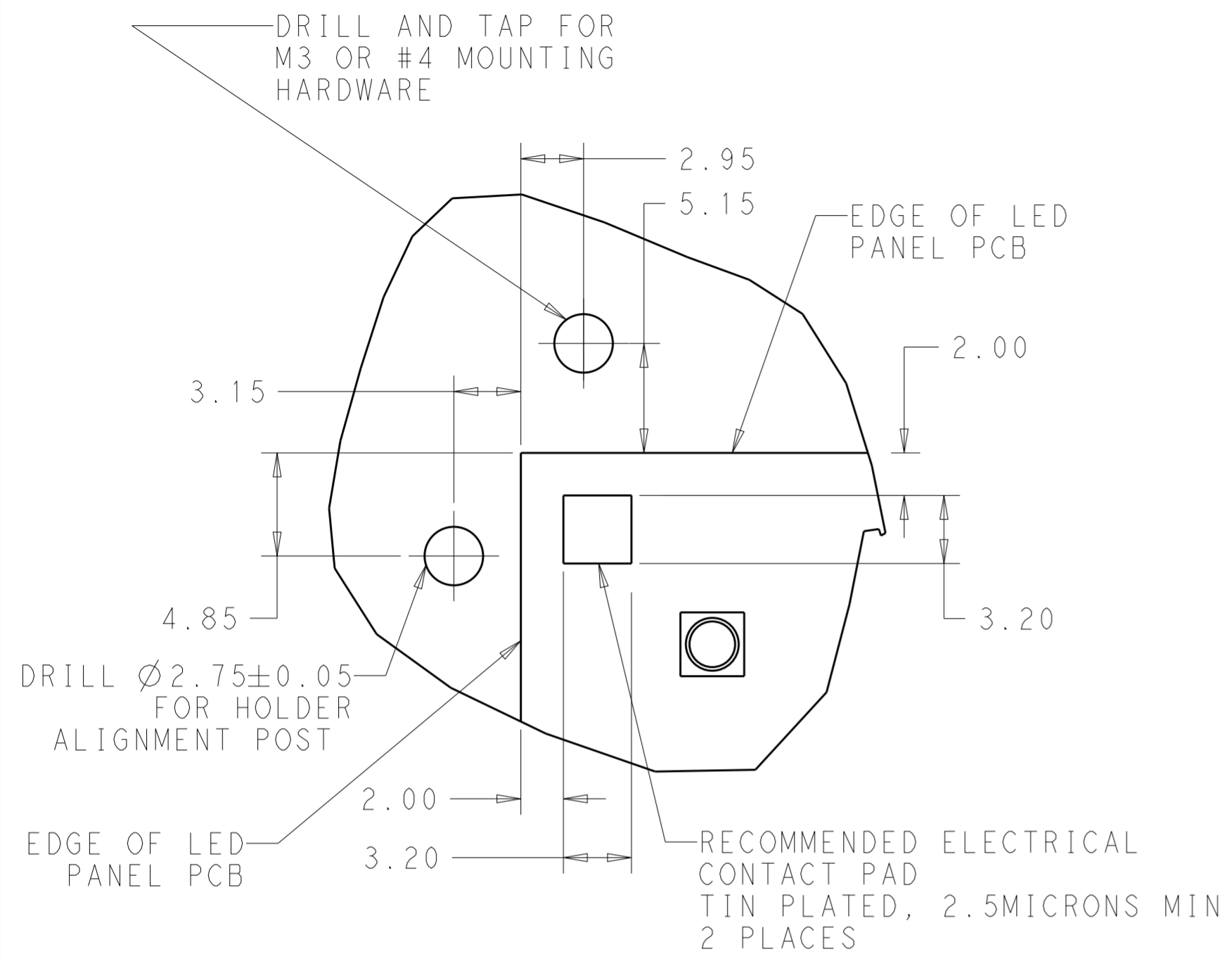


RECOMMENDED MOUNTING HOLE PATTERN

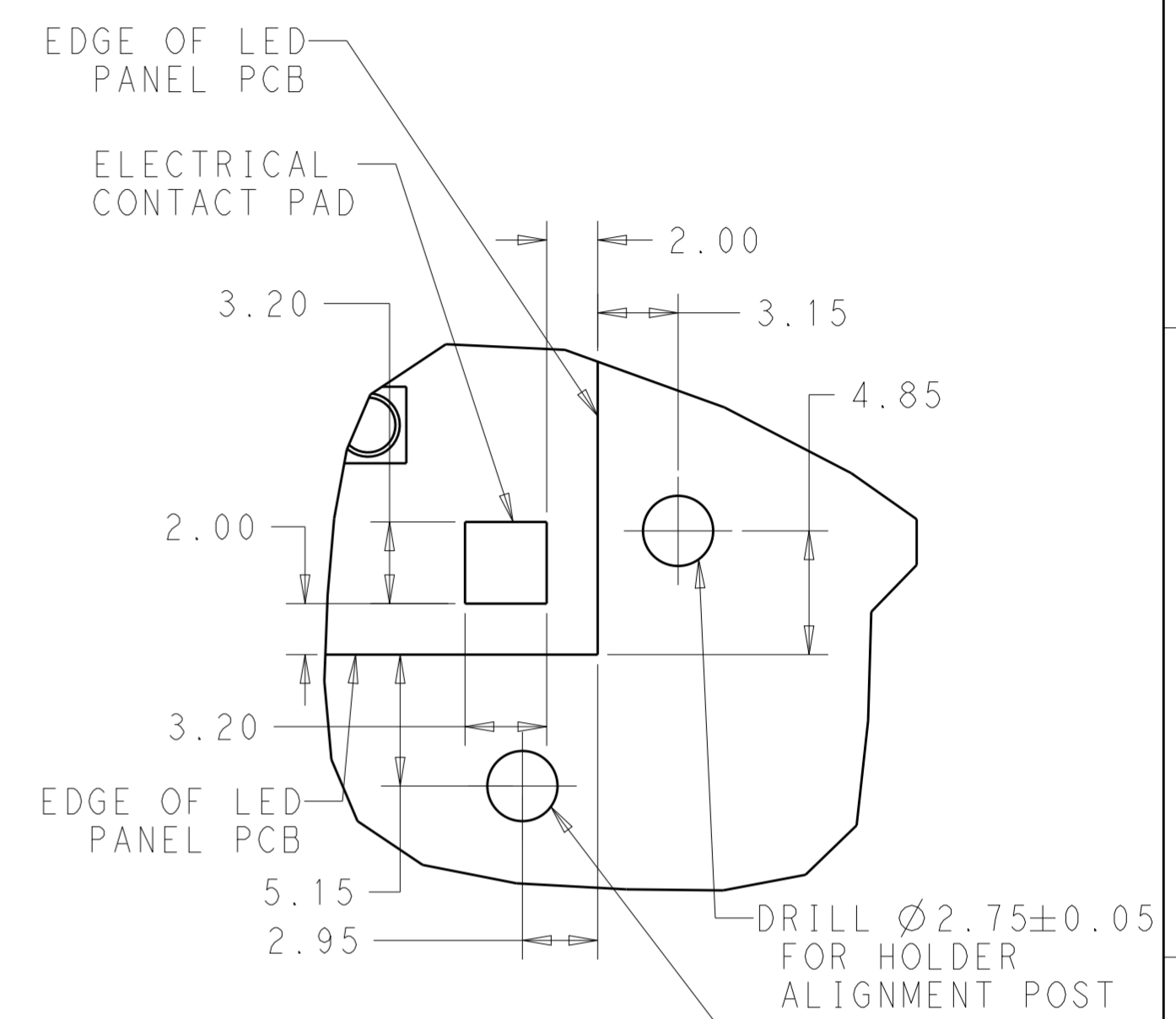
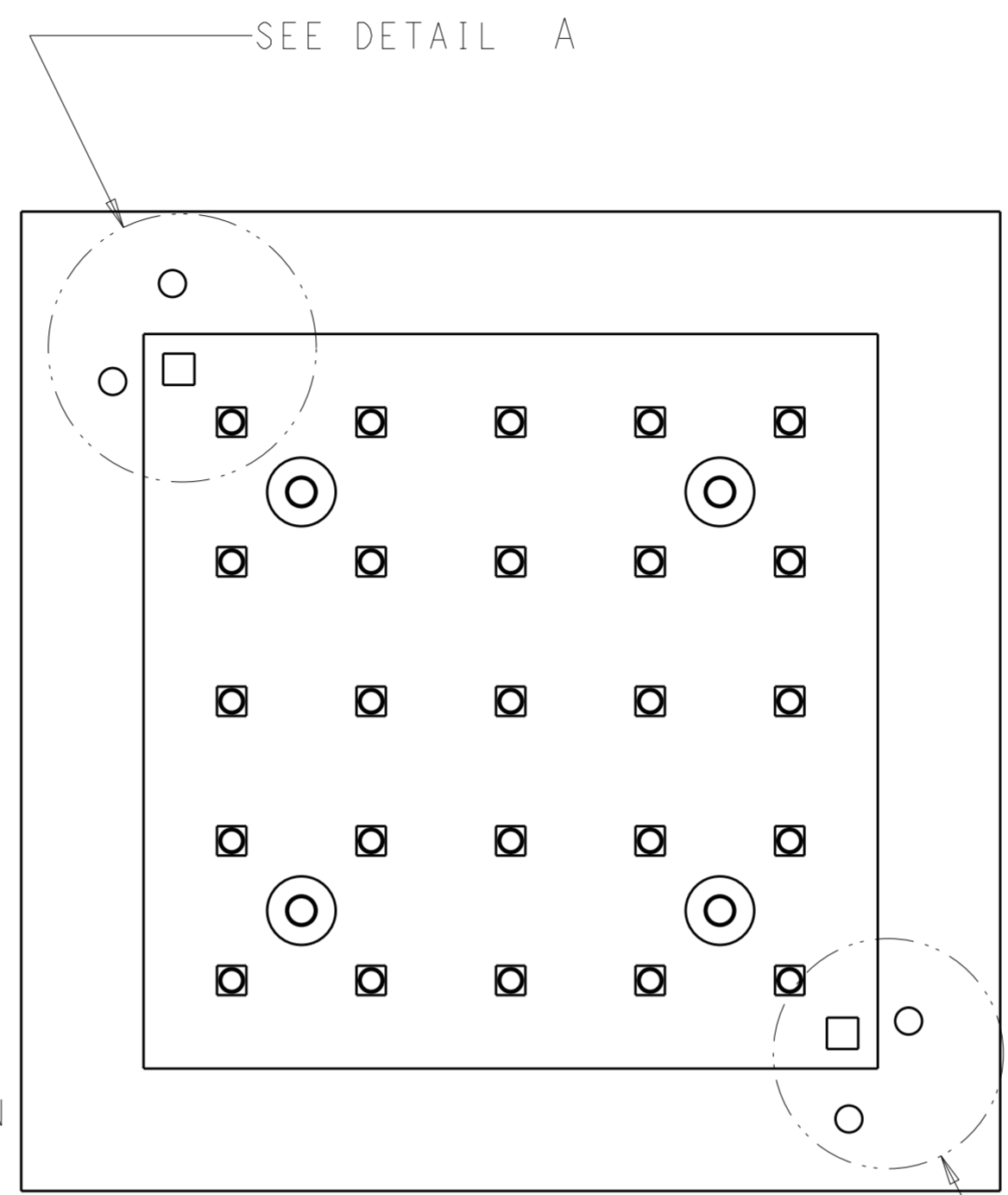
THIS DRAWING IS A CONTROLLED DOCUMENT.		DWN M. MOSTOLLER 16MAR2012	TE Connectivity TWO PIECE ASSEMBLY LUMAWISE LED HOLDER, SCALABLE
DIMENSIONS: mm		CHK M. MOSTOLLER 16MAR2012	
TOLERANCES UNLESS OTHERWISE SPECIFIED:		APVD M. MOSTOLLER 16MAR2012	
0 PLC ± 1 PLC ±0.2 2 PLC ±0.13 3 PLC ±0.001 4 PLC ±0.0001 ANGLES ±2 FINISH		PRODUCT SPEC 108-133005 APPLICATION SPEC 114-32043 WEIGHT - Customer Drawing	
MATERIAL -		SIZE A2 CAGE CODE 00779 DRAWING NO C-2154857 RESTRICTED TO -	SCALE 6:1 SHEET 2 OF 3 REV A2

THIS DRAWING IS UNPUBLISHED. RELEASED FOR PUBLICATION 20
 © COPYRIGHT 20 BY - ALL RIGHTS RESERVED.

LOC		DIST		REVISIONS			
P	LTR	DESCRIPTION	DATE	DWN	APVD		
-	-	SEE SHEET 1	-	-	-		

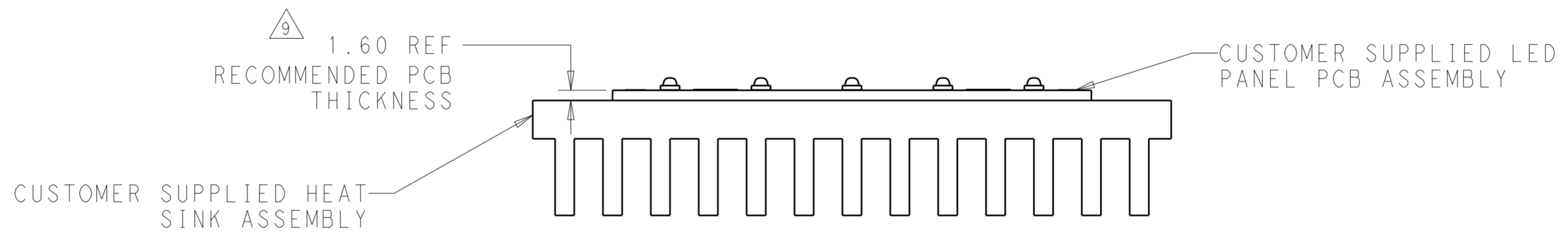


DETAIL A SCALE 4:1



DETAIL B SCALE 4:1

SEE DETAIL B



APPLICATION NOTE: IN ADDITION TO USE WITH COB LEDS THE SCALABLE LED HOLDER CAN BE UTILIZED TO MAKE AN ELECTRICAL CONNECTION TO FR4 OR IMS PCB ASSEMBLIES. RECOMMENDED DIMENSIONAL INFORMATION FOR THIS TYPE OF APPLICATION IS SHOWN IN THE DRAWING VIEWS ABOVE.

THIS DRAWING IS A CONTROLLED DOCUMENT.		DWN M. MOSTOLLER 16MAR2012	TE Connectivity	
		CHK M. MOSTOLLER 16MAR2012		
		APVD M. MOSTOLLER 16MAR2012	NAME TWO PIECE ASSEMBLY LUMAWISE LED HOLDER, SCALABLE	
DIMENSIONS: mm		PRODUCT SPEC 108-133005	SIZE CAGE CODE DRAWING NO RESTRICTED TO	
TOLERANCES UNLESS OTHERWISE SPECIFIED:		APPLICATION SPEC 114-32043	A200779 C-2154857	
MATERIAL		WEIGHT	SCALE 6:1 SHEET 3 OF 3 REV A2	
		Customer Drawing		



Компания «ЭлектроПласт» предлагает заключение долгосрочных отношений при поставках импортных электронных компонентов на взаимовыгодных условиях!

Наши преимущества:

- Оперативные поставки широкого спектра электронных компонентов отечественного и импортного производства напрямую от производителей и с крупнейших мировых складов;
- Поставка более 17-ти миллионов наименований электронных компонентов;
- Поставка сложных, дефицитных, либо снятых с производства позиций;
- Оперативные сроки поставки под заказ (от 5 рабочих дней);
- Экспресс доставка в любую точку России;
- Техническая поддержка проекта, помощь в подборе аналогов, поставка прототипов;
- Система менеджмента качества сертифицирована по Международному стандарту ISO 9001;
- Лицензия ФСБ на осуществление работ с использованием сведений, составляющих государственную тайну;
- Поставка специализированных компонентов (Xilinx, Altera, Analog Devices, Intersil, Interpoint, Microsemi, Aeroflex, Peregrine, Syfer, Eurofarad, Texas Instrument, Miteq, Cobham, E2V, MA-COM, Hittite, Mini-Circuits, General Dynamics и др.);

Помимо этого, одним из направлений компании «ЭлектроПласт» является направление «Источники питания». Мы предлагаем Вам помощь Конструкторского отдела:

- Подбор оптимального решения, техническое обоснование при выборе компонента;
- Подбор аналогов;
- Консультации по применению компонента;
- Поставка образцов и прототипов;
- Техническая поддержка проекта;
- Защита от снятия компонента с производства.



Как с нами связаться

Телефон: 8 (812) 309 58 32 (многоканальный)

Факс: 8 (812) 320-02-42

Электронная почта: org@eplast1.ru

Адрес: 198099, г. Санкт-Петербург, ул. Калинина, дом 2, корпус 4, литера А.