



CRYSTEK
MICROWAVE
 A DIVISION OF CRYSTEK CORPORATION

26.5 GHZ HAND FORMABLE .086 COAX CABLES



50 Ohm DC-26.5 GHz Hand Formable Coaxial Cables

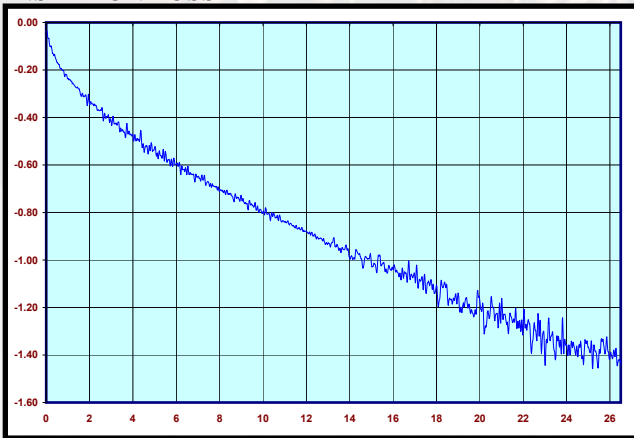
Features:

- Center Conductor:** Silver-plated copper wire
- Outer Braid:** Tin-soaked copper braid, 100% coverage
- Insulation:** PTFE (Polytetrafluoroethylene) dielectric
- Cable Outer Dia.:** 0.086" (2.2mm)
- Connectors:** Stainless Steel
- Center Pin:** Gold plated brass
- Operating Temperature:** -40°C to +85°C
- Minimum Bend Radius:** 0.125" (3.17mm) single bend
0.99" (25mm) multiple bends

Electrically Matched Pairs Available

PN: CCSMA26.5-MM-086-12

INSERTION LOSS



Electrical Specifications:

- Impedance:** 50 Ohms
- Frequency:** DC to 26.5 GHz
- Insertion Loss:** 1.40 dB/ft at 26.5 GHz
- VSWR:** <1.3, DC to 26.5 GHz
- Nominal Capacitance:** 29 pF/ft
- Velocity of Propagation:** 70%
- RF Shielding:** > 100 dB
- Attenuation (dB/ft):** 0.16 Typ. at 0.5 GHz
0.22 Typ. at 1 GHz
0.80 Typ. at 10 GHz
1.13 Typ. at 18 GHz
1.40 Typ. at 26.5 GHz

- Avg. Power in (Watts):** 900 @ 100 MHz
200 @ 1 GHz
50 @ 10 GHz

- Applications:** Jumpers
Instrumentation
High Frequency Interconnects



SMA / SMA [Straight/Straight]

Part Number	Description	Length
CCSMA26.5-MM-086-3	.086 Hand Formable Coax Cable, SMA Male/Male, Straight/Straight	3"
CCSMA26.5-MM-086-4	.086 Hand Formable Coax Cable, SMA Male/Male, Straight/Straight	4"
CCSMA26.5-MM-086-5	.086 Hand Formable Coax Cable, SMA Male/Male, Straight/Straight	5"
CCSMA26.5-MM-086-6	.086 Hand Formable Coax Cable, SMA Male/Male, Straight/Straight	6"
CCSMA26.5-MM-086-7	.086 Hand Formable Coax Cable, SMA Male/Male, Straight/Straight	7"
CCSMA26.5-MM-086-8	.086 Hand Formable Coax Cable, SMA Male/Male, Straight/Straight	8"
CCSMA26.5-MM-086-10	.086 Hand Formable Coax Cable, SMA Male/Male, Straight/Straight	10"
CCSMA26.5-MM-086-12	.086 Hand Formable Coax Cable, SMA Male/Male, Straight/Straight	12"



CRYSTEK
 CORPORATION

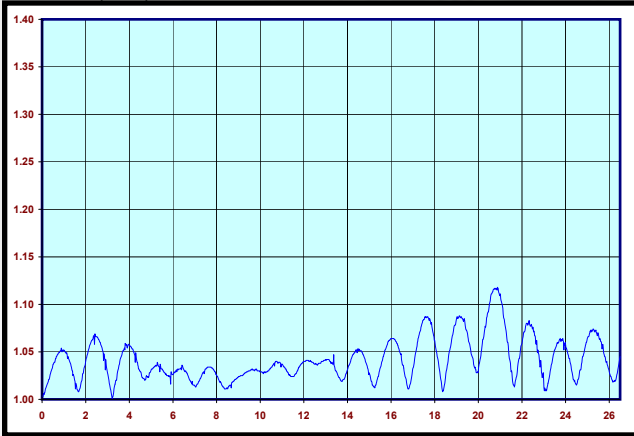
12730 COMMONWEALTH DRIVE • FORT MYERS, FL 33913
 PHONE: 239-561-3311 • 800-237-3061
 FAX: 239-561-1025 • WWW.CRYSTEK.COM

Rev.: A
 Date: 10-16-11

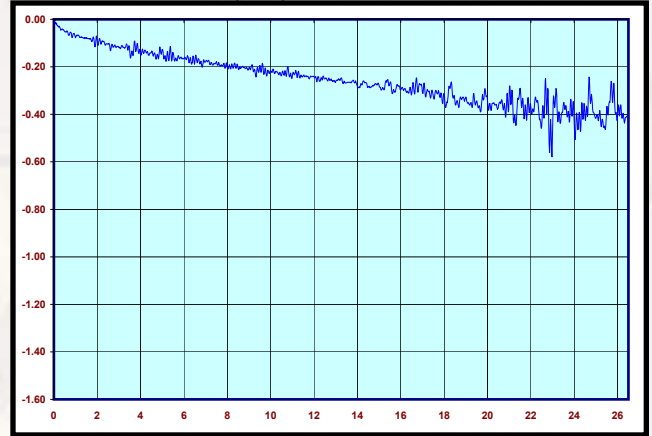


Data plots contained within this specification is generated from actual production cable assemblies. This data represents the typical performance that can be expected from each cable assembly. The data is plotted from raw data without modification (IE: Smoothing or Averaging.)

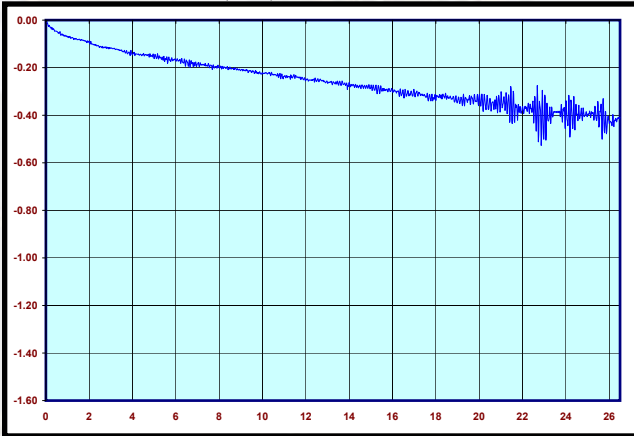
PN: CCSMA26.5-MM-086-3
VSWR (S11)



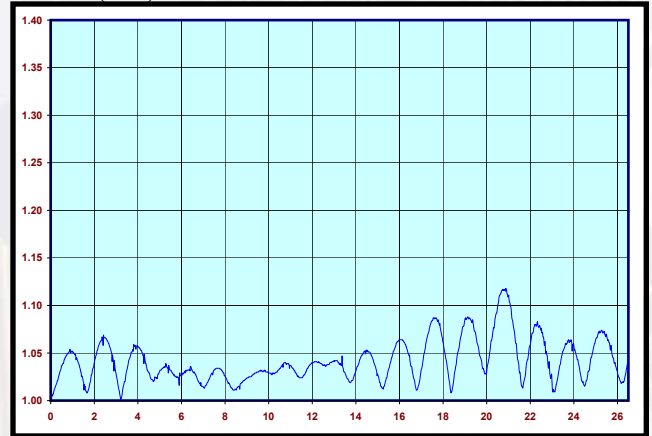
PN: CCSMA26.5-MM-086-3
INSERTION LOSS (S12)



PN: CCSMA26.5-MM-086-3
INSERTION LOSS (S21)



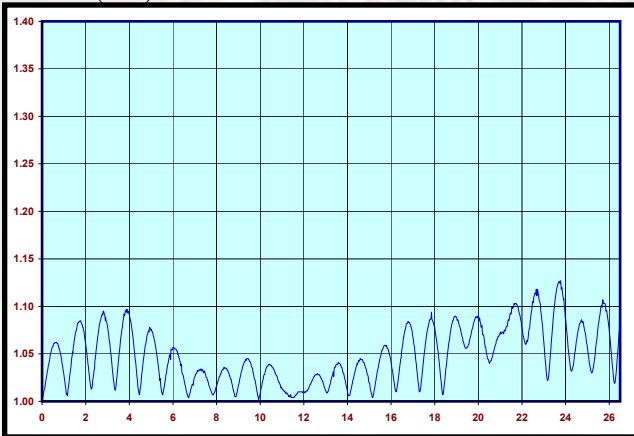
PN: CCSMA26.5-MM-086-3
VSWR (S22)



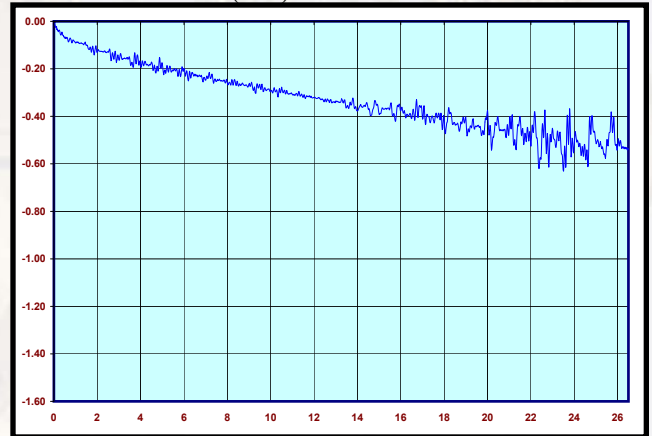


Data plots contained within this specification is generated from actual production cable assemblies. This data represents the typical performance that can be expected from each cable assembly. The data is plotted from raw data without modification (IE: Smoothing or Averaging.)

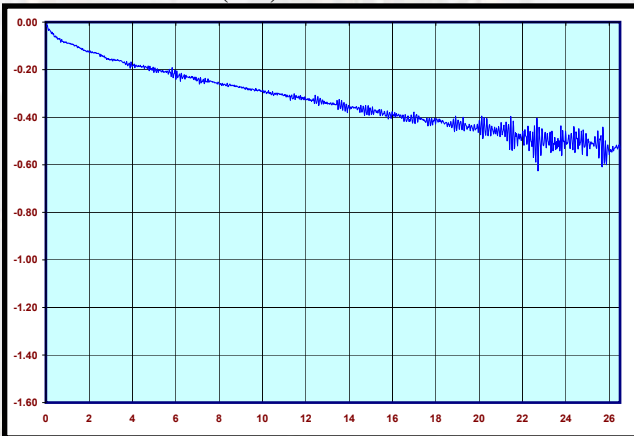
PN: CCSMA26.5-MM-086-4
VSWR (S11)



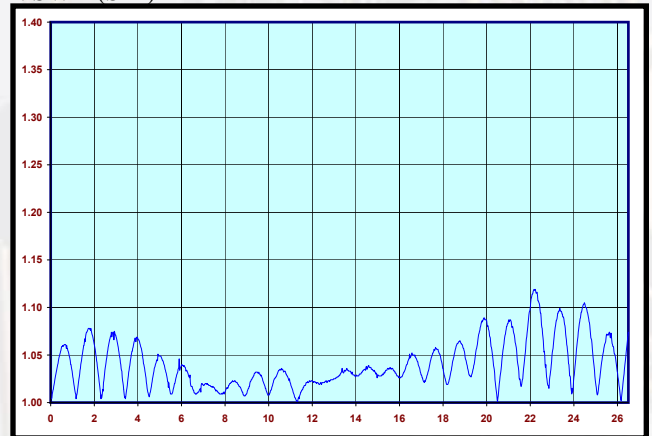
PN: CCSMA26.5-MM-086-4
INSERTION LOSS (S12)



PN: CCSMA26.5-MM-086-4
INSERTION LOSS (S21)



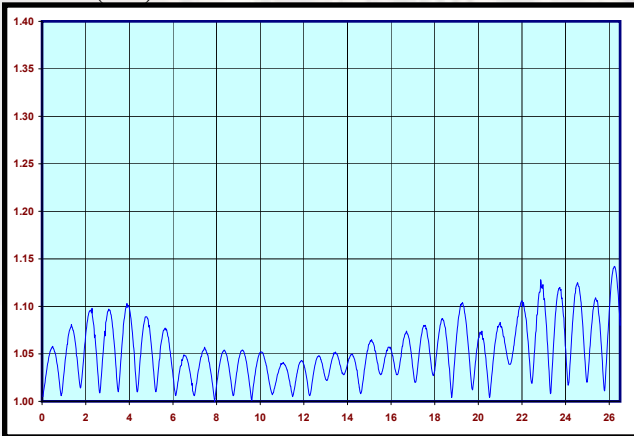
PN: CCSMA26.5-MM-086-4
VSWR (S22)



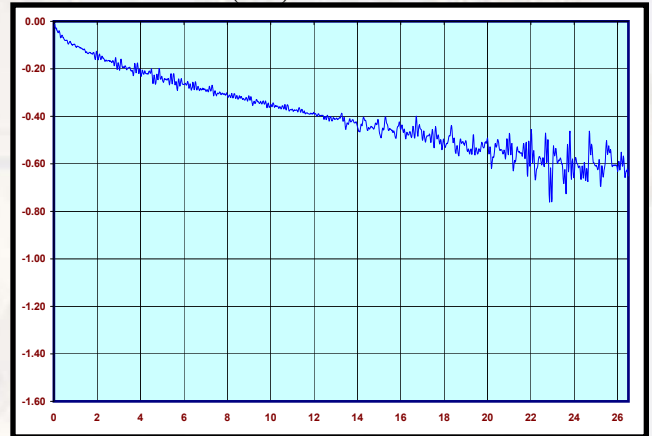


Data plots contained within this specification is generated from actual production cable assemblies. This data represents the typical performance that can be expected from each cable assembly. The data is plotted from raw data without modification (IE: Smoothing or Averaging.)

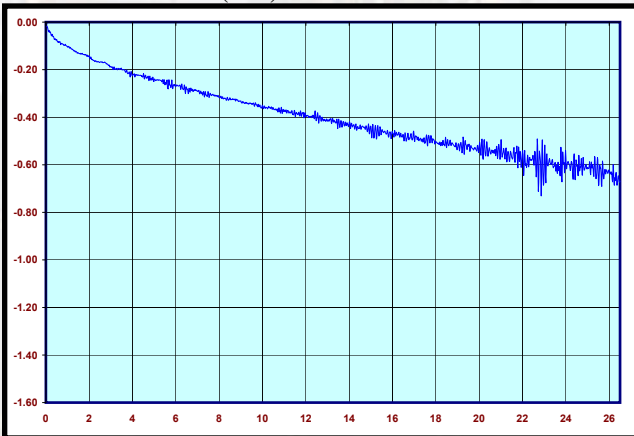
PN: CCSMA26.5-MM-086-5
VSWR (S11)



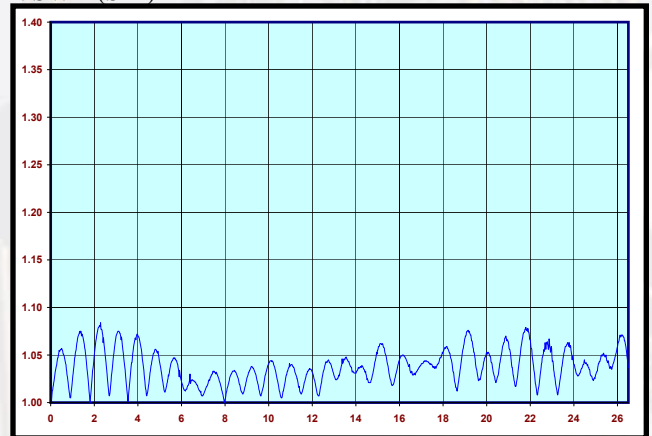
PN: CCSMA26.5-MM-086-5
INSERTION LOSS (S12)



PN: CCSMA26.5-MM-086-5
INSERTION LOSS (S21)



PN: CCSMA26.5-MM-086-5
VSWR (S22)





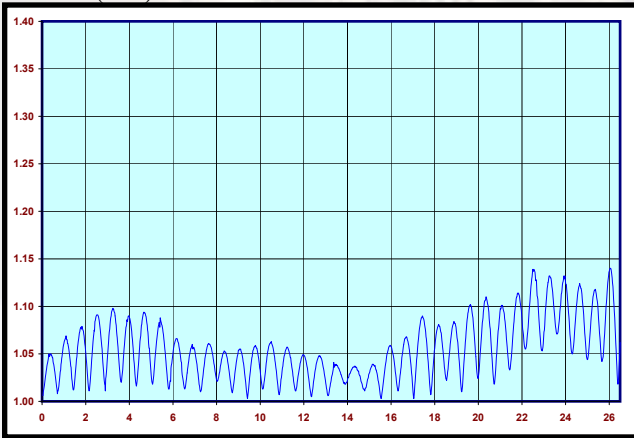
CRYSTEK
MICROWAVE
A DIVISION OF CRYSTEK CORPORATION

26.5 GHZ HAND FORMABLE .086 COAX CABLES

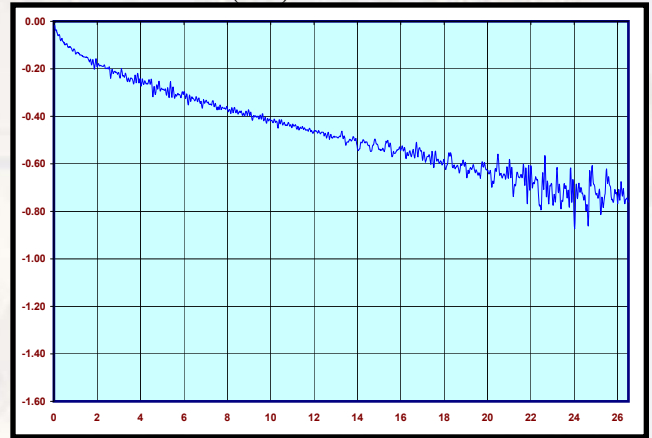


Data plots contained within this specification is generated from actual production cable assemblies. This data represents the typical performance that can be expected from each cable assembly. The data is plotted from raw data without modification (IE: Smoothing or Averaging.)

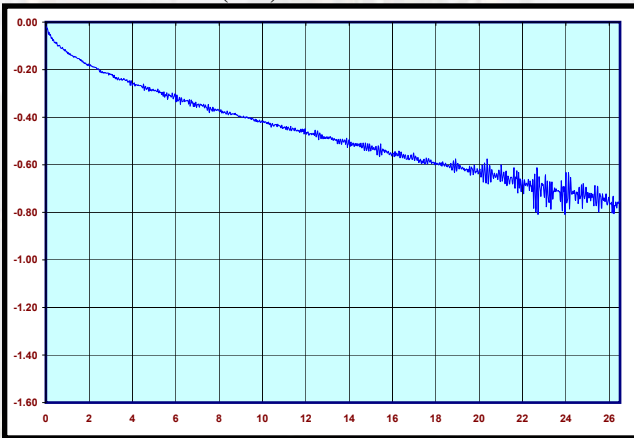
PN: CCSMA26.5-MM-086-6
VSWR (S11)



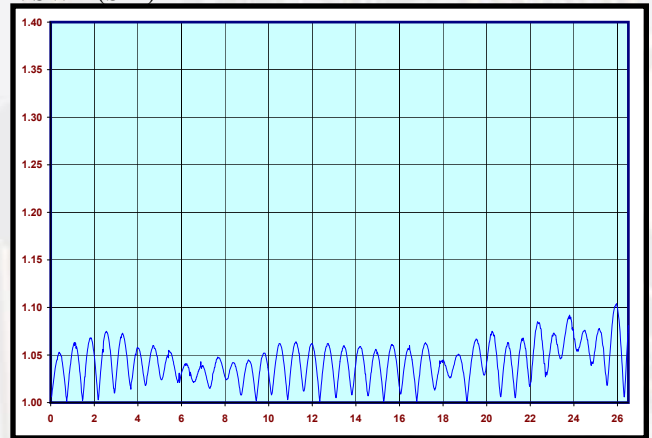
PN: CCSMA26.5-MM-086-6
INSERTION LOSS (S12)



PN: CCSMA26.5-MM-086-6
INSERTION LOSS (S21)



PN: CCSMA26.5-MM-086-6
VSWR (S22)



CRYSTEK
CORPORATION

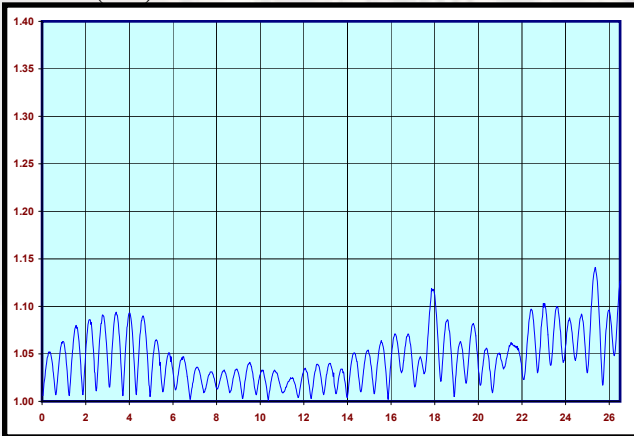
12730 COMMONWEALTH DRIVE • FORT MYERS, FL 33913
PHONE: 239-561-3311 • 800-237-3061
FAX: 239-561-1025 • WWW.CRYSTEK.COM

Rev.: A
Date: 10-16-11

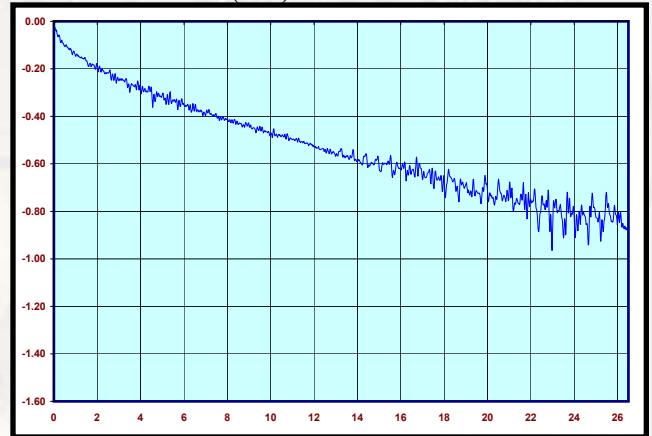


Data plots contained within this specification is generated from actual production cable assemblies. This data represents the typical performance that can be expected from each cable assembly. The data is plotted from raw data without modification (IE: Smoothing or Averaging.)

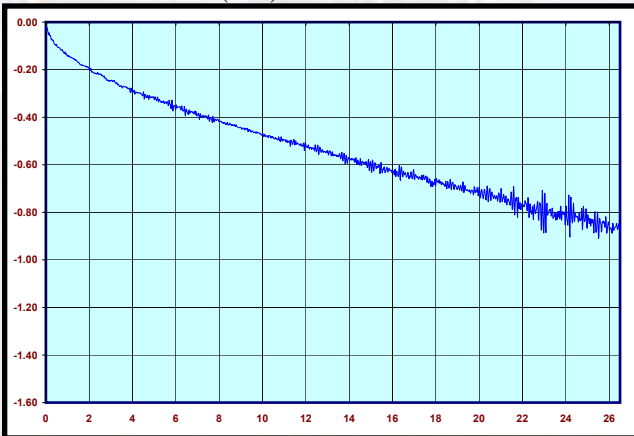
PN: CCSMA26.5-MM-086-7
VSWR (S11)



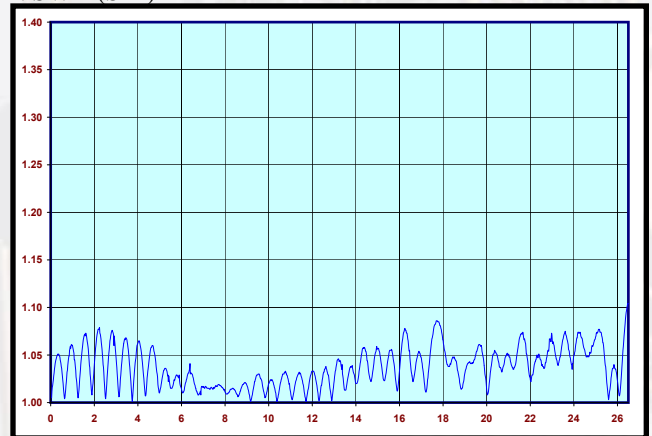
PN: CCSMA26.5-MM-086-7
INSERTION LOSS (S12)



PN: CCSMA26.5-MM-086-7
INSERTION LOSS (S21)



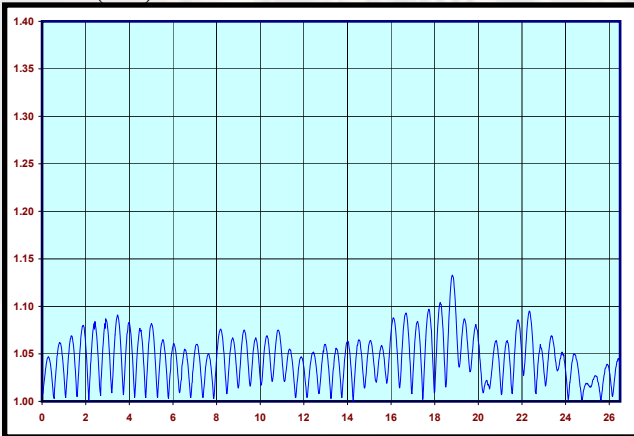
PN: CCSMA26.5-MM-086-7
VSWR (S22)



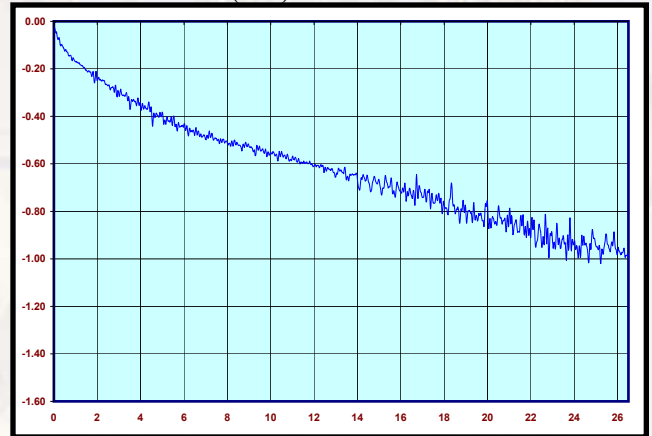


Data plots contained within this specification is generated from actual production cable assemblies. This data represents the typical performance that can be expected from each cable assembly. The data is plotted from raw data without modification (IE: Smoothing or Averaging.)

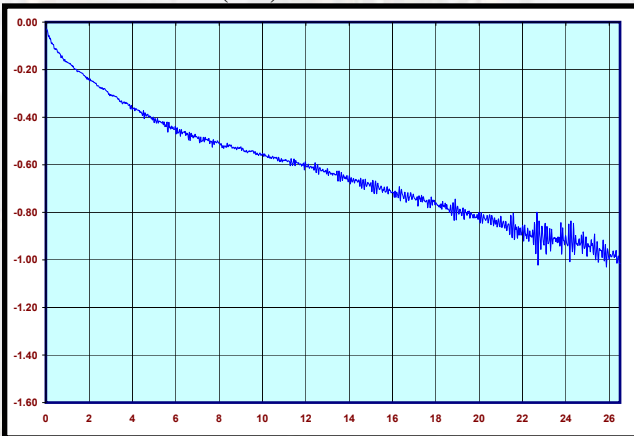
PN: CCSMA26.5-MM-086-8
VSWR (S11)



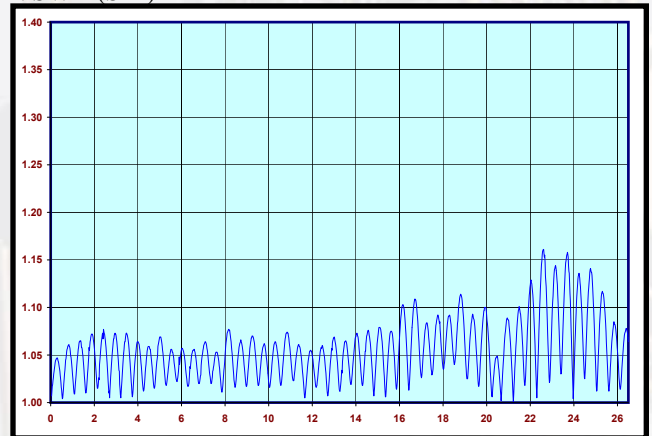
PN: CCSMA26.5-MM-086-8
INSERTION LOSS (S12)



PN: CCSMA26.5-MM-086-8
INSERTION LOSS (S21)



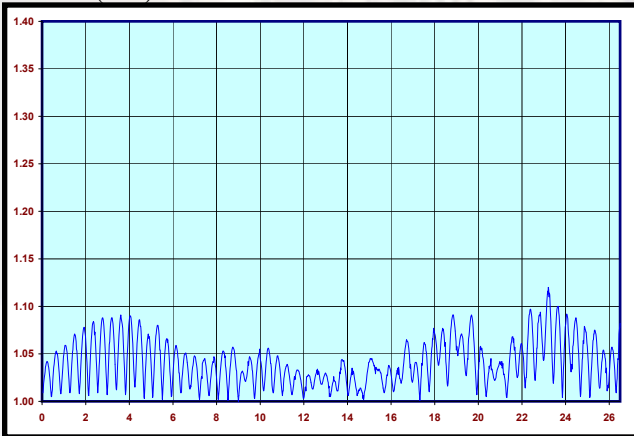
PN: CCSMA26.5-MM-086-8
VSWR (S22)



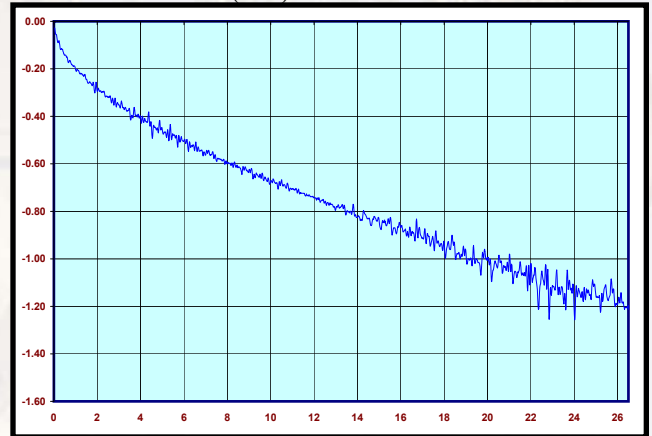


Data plots contained within this specification is generated from actual production cable assemblies. This data represents the typical performance that can be expected from each cable assembly. The data is plotted from raw data without modification (IE: Smoothing or Averaging.)

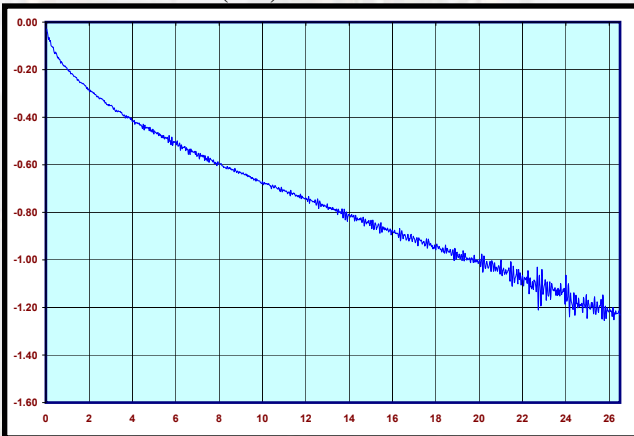
PN: CCSMA26.5-MM-086-10
VSWR (S11)



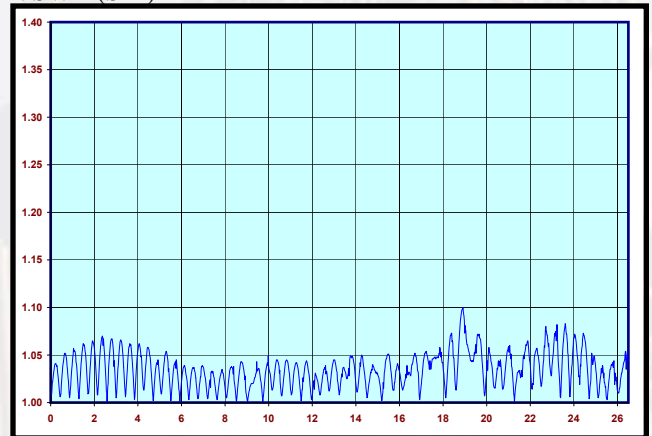
PN: CCSMA26.5-MM-086-10
INSERTION LOSS (S12)



PN: CCSMA26.5-MM-086-10
INSERTION LOSS (S21)



PN: CCSMA26.5-MM-086-10
VSWR (S22)





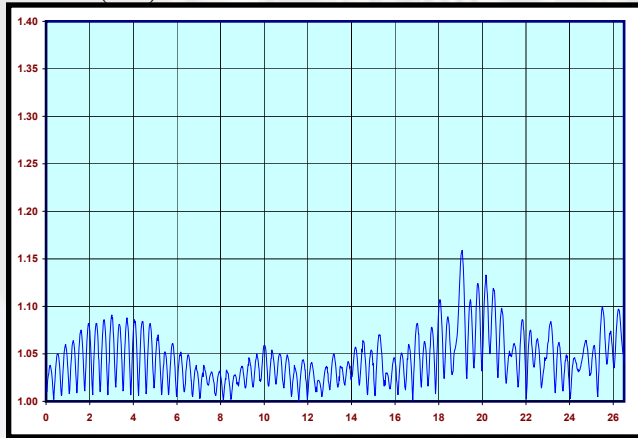
CRYSTEK
MICROWAVE
 A DIVISION OF CRYSTEK CORPORATION

**26.5 GHZ HAND FORMABLE
 .086 COAX CABLES**

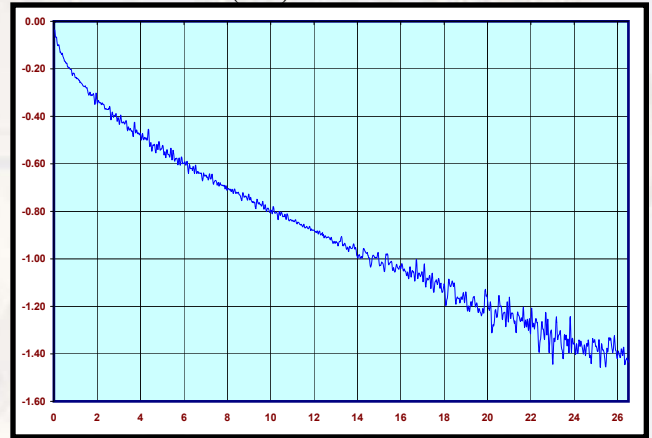


Data plots contained within this specification is generated from actual production cable assemblies. This data represents the typical performance that can be expected from each cable assembly. The data is plotted from raw data without modification (IE: Smoothing or Averaging.)

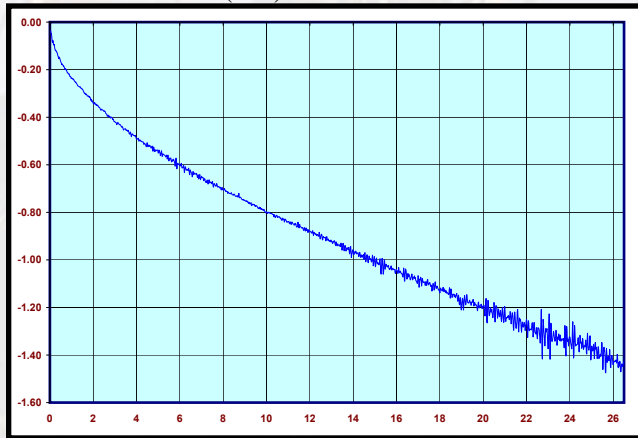
PN: CCSMA26.5-MM-086-12
 VSWR (S11)



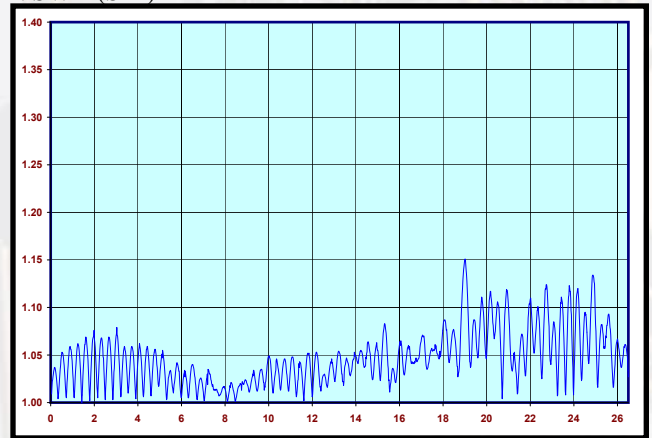
PN: CCSMA26.5-MM-086-12
 INSERTION LOSS (S12)



PN: CCSMA26.5-MM-086-12
 INSERTION LOSS (S21)



PN: CCSMA26.5-MM-086-12
 VSWR (S22)



CRYSTEK
 CORPORATION

12730 COMMONWEALTH DRIVE • FORT MYERS, FL 33913
 PHONE: 239-561-3311 • 800-237-3061 Rev.: A
 FAX: 239-561-1025 • WWW.CRYSTEK.COM Date: 10-16-11



Компания «ЭлектроПласт» предлагает заключение долгосрочных отношений при поставках импортных электронных компонентов на взаимовыгодных условиях!

Наши преимущества:

- Оперативные поставки широкого спектра электронных компонентов отечественного и импортного производства напрямую от производителей и с крупнейших мировых складов;
- Поставка более 17-ти миллионов наименований электронных компонентов;
- Поставка сложных, дефицитных, либо снятых с производства позиций;
- Оперативные сроки поставки под заказ (от 5 рабочих дней);
- Экспресс доставка в любую точку России;
- Техническая поддержка проекта, помощь в подборе аналогов, поставка прототипов;
- Система менеджмента качества сертифицирована по Международному стандарту ISO 9001;
- Лицензия ФСБ на осуществление работ с использованием сведений, составляющих государственную тайну;
- Поставка специализированных компонентов (Xilinx, Altera, Analog Devices, Intersil, Interpoint, Microsemi, Aeroflex, Peregrine, Syfer, Eurofarad, Texas Instrument, Miteq, Cobham, E2V, MA-COM, Hittite, Mini-Circuits, General Dynamics и др.);

Помимо этого, одним из направлений компании «ЭлектроПласт» является направление «Источники питания». Мы предлагаем Вам помощь Конструкторского отдела:

- Подбор оптимального решения, техническое обоснование при выборе компонента;
- Подбор аналогов;
- Консультации по применению компонента;
- Поставка образцов и прототипов;
- Техническая поддержка проекта;
- Защита от снятия компонента с производства.



Как с нами связаться

Телефон: 8 (812) 309 58 32 (многоканальный)

Факс: 8 (812) 320-02-42

Электронная почта: org@eplast1.ru

Адрес: 198099, г. Санкт-Петербург, ул. Калинина, дом 2, корпус 4, литера А.