

# BLM18KG331BH1#

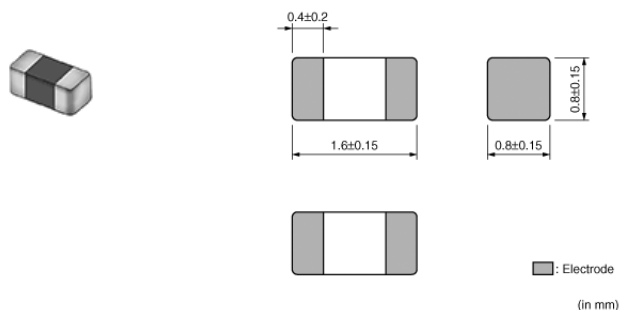
“#” indicates a package specification code.



< List of part numbers with package codes >

BLM18KG331BH1D BLM18KG331BH1B

## Appearance & Shape



## Features

The chip ferrite beads BLM series is designed to function nearly as a resistor at noise frequencies, which greatly reduces the possibility of resonance and leaves signal wave forms undistorted. BLM series is effective in circuits without stable ground lines because BLM series does not need a connection to ground. The nickel barrier structure of the external electrodes provides excellent solder heat resistance. Also it can be used up to 150 °C. BLM\_KG series can be used in high current circuits due to its low DC resistance. It can match power lines to a maximum of 4ADC.

## Applications

|                  |                   |
|------------------|-------------------|
| Automotive Usage | Powertrain/Safety |
|------------------|-------------------|

## Packaging Information

| Packaging | Specifications   | Minimum Order Quantity |
|-----------|------------------|------------------------|
| D         | 180mm Paper Tape | 4000                   |
| B         | Bulk(Bag)        | 1000                   |

### Attention

1.This datasheet is downloaded from the website of Murata Manufacturing Co., Ltd. Therefore, it's specifications are subject to change or our products in it may be discontinued without advance notice. Please check with our sales representatives or product engineers before ordering.  
2.This datasheet has only typical specifications because there is no space for detailed specifications.  
Therefore, please review our product specifications or consult the approval sheet for product specifications before ordering.

# BLM18KG331BH1#

“#” indicates a package specification code.



## Specifications

|                                 |                |                   |   |
|---------------------------------|----------------|-------------------|---|
| Shape                           | SMD            | Number of Circuit | 1 |
| Size Code (in mm)               | 1608           |                   |   |
| Size Code (in inch)             | 0603           |                   |   |
| Length                          | 1.6mm          |                   |   |
| Length Tolerance                | ±0.15mm        |                   |   |
| Width                           | 0.8mm          |                   |   |
| Width Tolerance                 | ±0.15mm        |                   |   |
| Thickness                       | 0.8mm          |                   |   |
| Thickness Tolerance             | ±0.15mm        |                   |   |
| Impedance (at 100MHz)           | 330Ω           |                   |   |
| Impedance (at 100MHz) Tolerance | ±25%           |                   |   |
| Rated Current (at 85°C)         | 1.2A           |                   |   |
| Rated Current (at 125°C)        | 1.2A           |                   |   |
| Rated Current (at 150°C)        | 10mA           |                   |   |
| DC Resistance(max.)             | 0.08Ω          |                   |   |
| Operating Temperature Range     | -55°C to 150°C |                   |   |
| Mass(typ.)                      | 0.005g         |                   |   |

### Attention

1.This datasheet is downloaded from the website of Murata Manufacturing Co., Ltd. Therefore, it's specifications are subject to change or our products in it may be discontinued without advance notice. Please check with our sales representatives or product engineers before ordering.

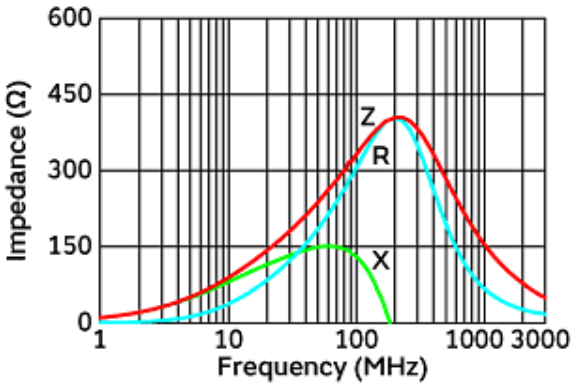
2.This datasheet has only typical specifications because there is no space for detailed specifications.

Therefore, please review our product specifications or consult the approval sheet for product specifications before ordering.

# BLM18KG331BH1#

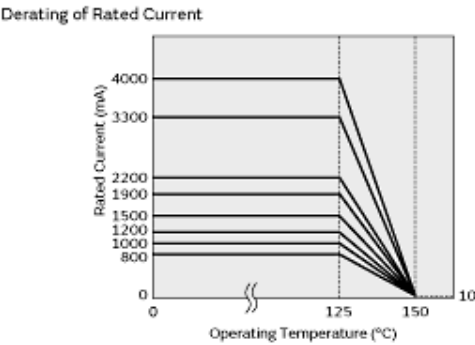
“#” indicates a package specification code.

## Product Data

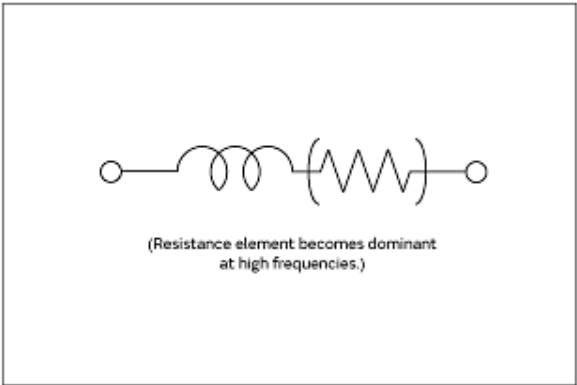


Impedance-Frequency Characteristics

In operating temperature exceeding +125°C, derating of current is necessary for BLM18KG\_JH1/\_BH1 series. Please apply the derating curve shown in chart according to the operating temperature.



Derating of Rated Current



Equivalent Circuit

**Attention**  
1.This datasheet is downloaded from the website of Murata Manufacturing Co., Ltd. Therefore, it's specifications are subject to change or our products in it may be discontinued without advance notice. Please check with our sales representatives or product engineers before ordering.  
2.This datasheet has only typical specifications because there is no space for detailed specifications.  
Therefore, please review our product specifications or consult the approval sheet for product specifications before ordering.



Компания «ЭлектроПласт» предлагает заключение долгосрочных отношений при поставках импортных электронных компонентов на взаимовыгодных условиях!

Наши преимущества:

- Оперативные поставки широкого спектра электронных компонентов отечественного и импортного производства напрямую от производителей и с крупнейших мировых складов;
- Поставка более 17-ти миллионов наименований электронных компонентов;
- Поставка сложных, дефицитных, либо снятых с производства позиций;
- Оперативные сроки поставки под заказ (от 5 рабочих дней);
- Экспресс доставка в любую точку России;
- Техническая поддержка проекта, помощь в подборе аналогов, поставка прототипов;
- Система менеджмента качества сертифицирована по Международному стандарту ISO 9001;
- Лицензия ФСБ на осуществление работ с использованием сведений, составляющих государственную тайну;
- Поставка специализированных компонентов (Xilinx, Altera, Analog Devices, Intersil, Interpoint, Microsemi, Aeroflex, Peregrine, Syfer, Eurofarad, Texas Instrument, Miteq, Cobham, E2V, MA-COM, Hittite, Mini-Circuits, General Dynamics и др.);

Помимо этого, одним из направлений компании «ЭлектроПласт» является направление «Источники питания». Мы предлагаем Вам помощь Конструкторского отдела:

- Подбор оптимального решения, техническое обоснование при выборе компонента;
- Подбор аналогов;
- Консультации по применению компонента;
- Поставка образцов и прототипов;
- Техническая поддержка проекта;
- Защита от снятия компонента с производства.



#### Как с нами связаться

**Телефон:** 8 (812) 309 58 32 (многоканальный)

**Факс:** 8 (812) 320-02-42

**Электронная почта:** [org@eplast1.ru](mailto:org@eplast1.ru)

**Адрес:** 198099, г. Санкт-Петербург, ул. Калинина, дом 2, корпус 4, литера А.