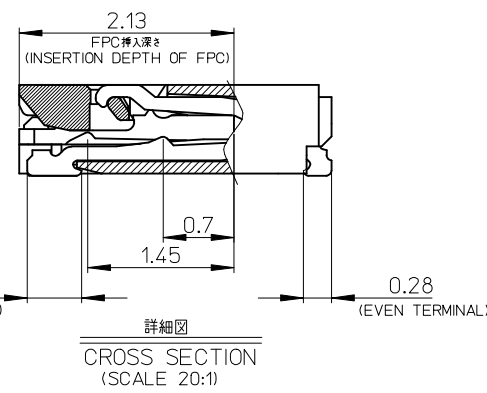


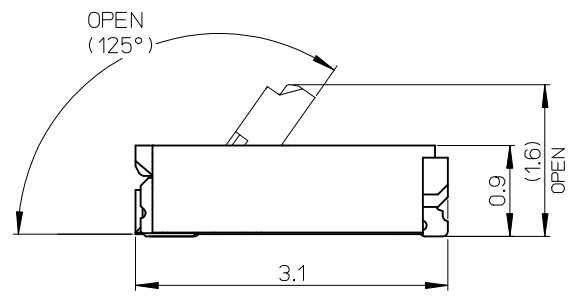
回路番号1
CIRCUIT NO.1



注記
NOTES:

1.材質
MATERIAL
ハウジング:LCP(液晶ポリマー)、ガラス充填、UL94V-0
HOUSING:LCP(LIQUID CRYSTAL POLYMER),
GLASS FILLED,UL94V-0
アクチュエータ:ナイロン、ガラス充填、UL94V-0
ACTUATOR:NYLON(POLYAMIDE),
GLASS FILLED,UL94V-0
ターミナル:銅合金(t=0.15)
TERMINAL:COPPER ALLOY(t=0.15)
金具:銅合金(t=0.15)
NAIL:COPPER ALLOY(t=0.15)

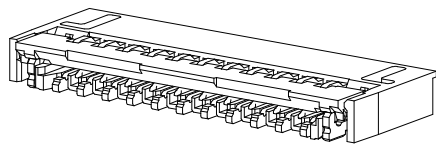
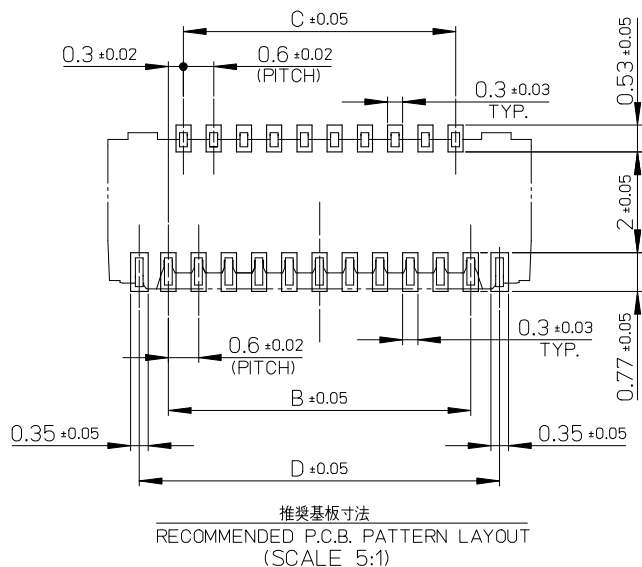
2.めっき仕様
PLATING
ターミナル
TERMINAL
部分金めっき
SEPARATED GOLD PLATING
下地ニッケルめっき
UNDER PLATING:NICKEL PLATING
金具
NAIL
錫めっき
TIN PLATING
下地ニッケルめっき
UNDER PLATING:NICKEL PLATING
3.平坦度は、0.1ミリ以下とする。
TAILS COPLANARITY TO BE 0.1 MAXIMUM.
4.ELV及びRoHS適合品
ELV AND RoHS COMPLIANT



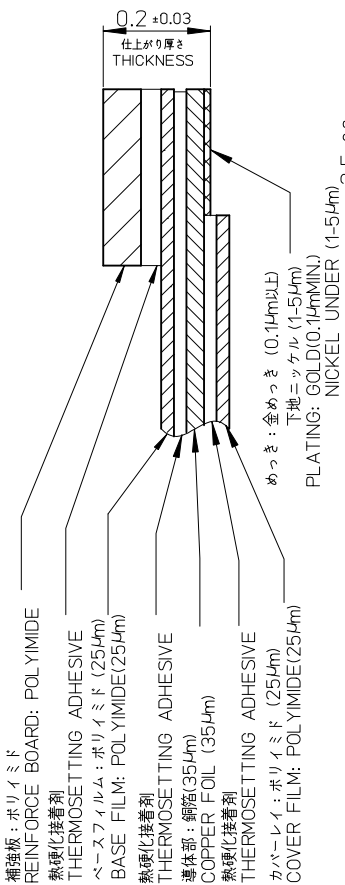
0.1	16.15	14.4	15	17.4	501628-5181	51
0.089	14.35	12.6	13.2	15.6	501628-4581	45
0.078	12.55	10.8	11.4	13.8	501628-3981	39
0.075	11.95	10.2	10.8	13.2	501628-3781	37
0.071	11.35	9.6	10.2	12.6	501628-3581	35
0.067	10.75	9.0	9.6	12.0	501628-3381	33
0.064	10.15	8.4	9	11.4	501628-3181	31
0.056	8.95	7.2	7.8	10.2	501628-2781	27
0.046	7.15	5.4	6	8.4	501628-2181	21
0.028	4.15	2.4	3	5.4	501628-1181	11
重さ (g) WEIGHT(g)	D	C	B	A	EMBOSSED PACKAGE オーダー番号 ORDER No.	極数 CIRCUITS

CONNECTOR SERIES No. 501628-***12

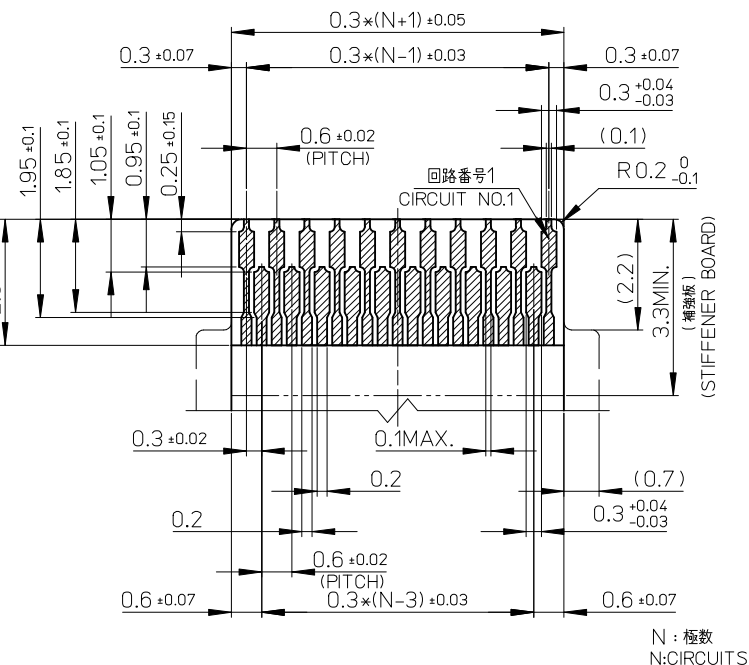
REVISED EC NO: J2010-0068 DRWN:KUSATO 2009/07/30 CHKD:SHIMOYAMA 2009/07/31 APPR:KMORIKAWA 2009/07/31 REV K	GENERAL TOLERANCES (UNLESS SPECIFIED)		DIMENSION STYLE MM ONLY		SCALE 40:1	DESIGN UNITS METRIC	THIRD ANGLE PROJECTION
	10 UNDER	±0.2	DRAWN BY HSHIMOYAMA	DATE 2005/08/08	TITLE 0.3 FPC CONN. (H=0.9) HS'G ASSY BOTTOM CONTACT NICKEL BARRIER		
	10 OVER 30 UNDER	±0.25	CHECKED BY HHIRATA	DATE 2005/08/08	MOLEX INCORPORATED		
	30 OVER	±0.3	APPROVED BY MSASAO	DATE 2005/08/08	MATERIAL NO. SEE TABLE	DOCUMENT NO. SD-501628-002	SHEET NO. 1 OF 2
	ANGULAR ±1°	THIS DRAWING CONTAINS INFORMATION THAT IS PROPRIETARY TO MOLEX INCORPORATED AND SHOULD NOT BE USED WITHOUT WRITTEN PERMISSION					
	DRAFT WHERE APPLICABLE MUST REMAIN WITHIN DIMENSIONS						



ISO VIEW (参考)



FPC構成推奨仕様
STRUCTURE OF FPC



適用する金めっきFPC推奨寸法
APPLICABLE FPC OF GOLD PATING
RECOMMENDED DIMENSION

(仕上がり厚さ: 0.2±0.03)
(THICKNESS: 0.2±0.03)

FPCについて:

抜き方向は、導体側から補強板側を推奨致します。
補強フィルム材質は、ポリイミドを推奨致します。
接着剤は熱硬化接着剤を推奨致します。
尚、接着剤の接点部への付着は導通不良の原因になりますので、
染み出しが無い様、お願い致します。

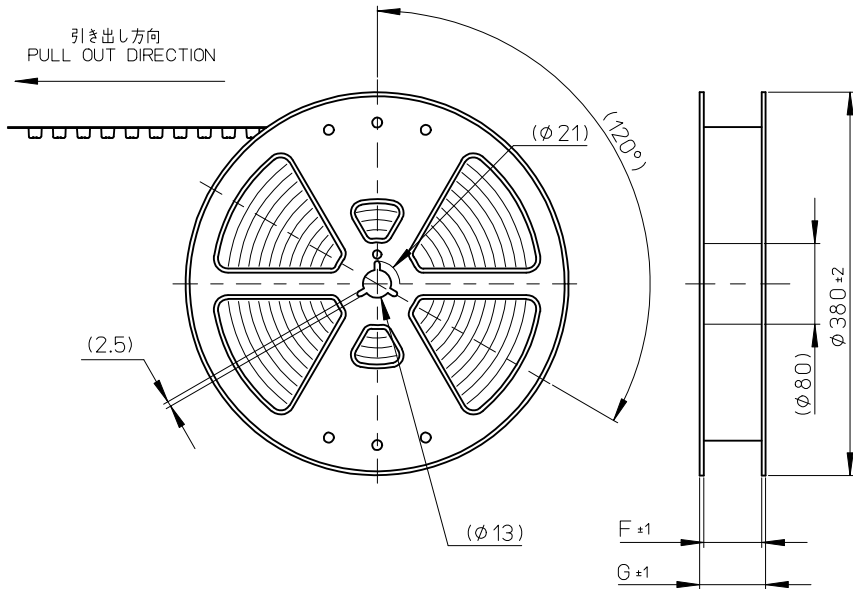
ABOUT FPC:

RECOMMENDED PUNCHER DIRECTION:
FROM CONDUCTOR SIDE TO STIFFENER FILM SIDE.
RECOMMENDED MATERIAL:
STIFFENER FILM : POLYIMIDE
BONDING AGENT : THERMOSETTING AGENT
PLEASE PUT APPROPRIATE AMOUNT OF ADHESIVE ON ADHEREND
BECAUSE THERE IS A POSSIBILITY THAT THE EXTRA ADHESIVE
CAUSES THE DEFECT IN ELECTRICAL CONTINUITY.

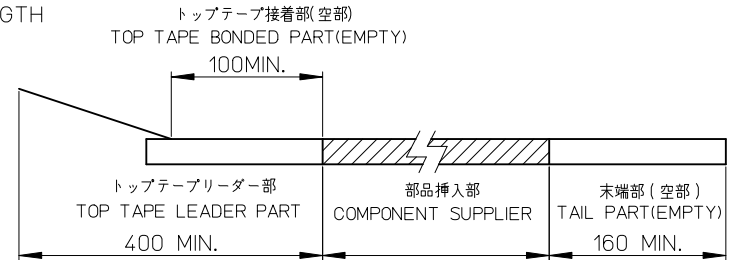
REVISED EC NO: J2010-0068 DRWN: KUSATO 2009/07/30 CHKD: HSHIMOYAMA 2009/07/31 APPR: KMORIKAWA 2009/07/31 K	DESCRIPTION	GENERAL TOLERANCES (UNLESS SPECIFIED)		DIMENSION STYLE MM ONLY		SCALE ---	DESIGN UNITS METRIC	THIRD ANGLE PROJECTION	
		10 UNDER	± ---	DRAWN BY HSHIMOYAMA	DATE 2005/08/08	TITLE 0.3 FPC CONN. (H=0.9) HS'G ASSY BOTTOM CONTACT NICKEL BARRIER			
		10 OVER 30 UNDER	± ---	CHECKED BY HHIRATA	DATE 2005/08/08	MOLEX INCORPORATED			
		30 OVER	± ---	APPROVED BY MSASAO	DATE 2005/08/08	DOCUMENT NO. SD-501628-002			
REV	DESCRIPTION	ANGULAR	± --- °	MATERIAL NO. SEE TABLE	DOCUMENT NO. SD-501628-002		SHEET NO. 2 OF 2		
		DRAFT WHERE APPLICABLE MUST REMAIN WITHIN DIMENSIONS		THIS DRAWING CONTAINS INFORMATION THAT IS PROPRIETARY TO MOLEX INCORPORATED AND SHOULD NOT BE USED WITHOUT WRITTEN PERMISSION					

注記)
NOTES

1. 製品番号501628-***12の詳細寸法は、製品単体図面を参照下さい。
IN THE PACKAGE PART NUMBER 501628-***12 DETAIL DIMENSIONS, SEE SALES DRAWING FOR CONNECTOR.
2. 梱包数量: 3000個/リール
NUMBER OF CONNECTORS : 3000 PCS/REEL
3. リードテープ長さ
LEAD TAPE LENGTH

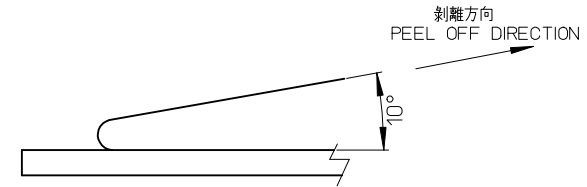


引き出し方向
PULL OUT DIRECTION



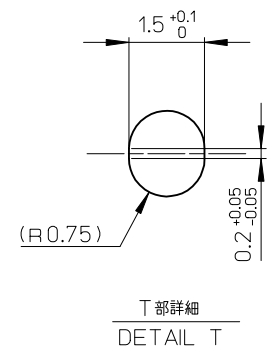
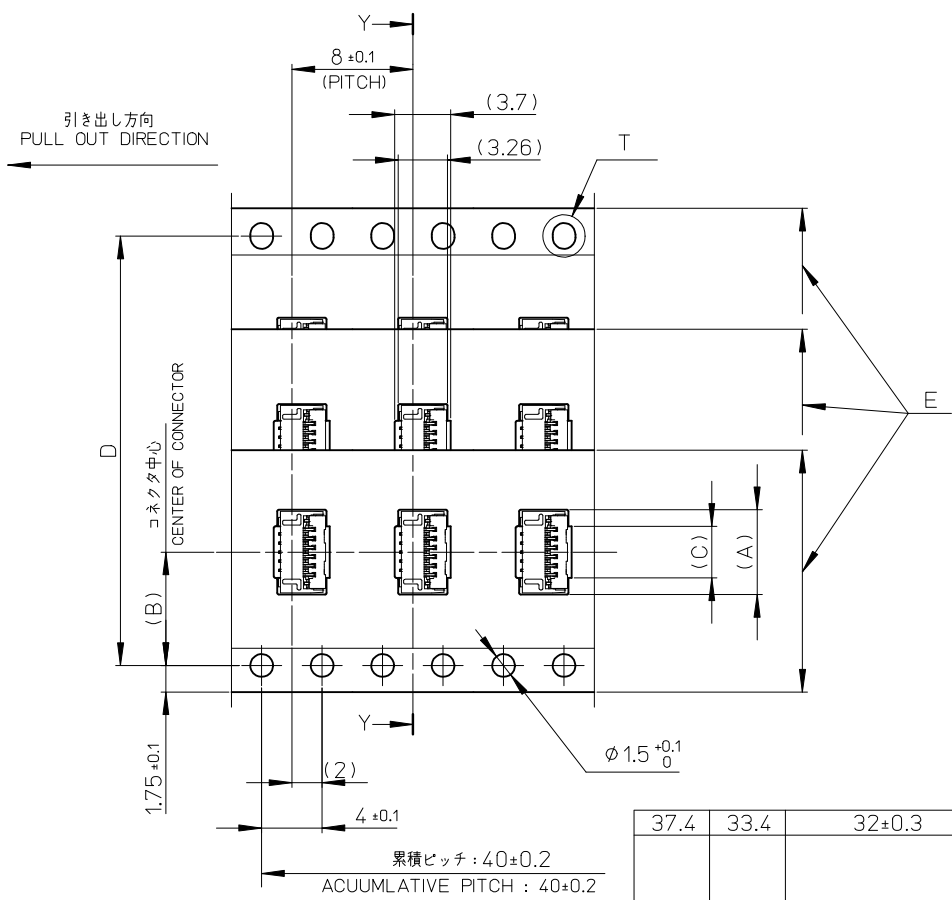
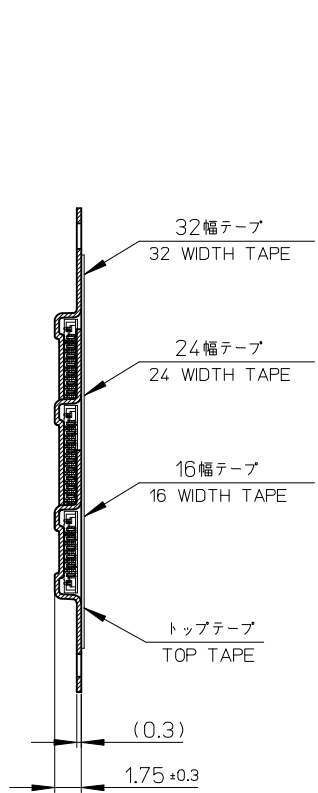
4. トップテープの剥離強度 (剥離方向は下図参照)
PEELING OFF FORCE OF TOP TAPE (PEELING DIRECTION AS SHOWN IN FOLLOWING FIGURE)
0.1-1.3N (10-130gf)
尚、本規格値は出荷時に適用。
THIS REQUIREMENT SHOULD BE APPLIED AT SHIPMENT.
(但し、輸送時に剥離が発生しないこと)
(PEEL OFF SHOULD NOT BE ALLOWED, DURING TRANSPORTION.)

引き出し方向
PULL OUT DIRECTION



5. 材料
MATERIAL
キャリアテープ: ポリスチレン (PS)
CARRIER TAPE: POLYSTYRENE (PS)
トップテープ: PET, PE, PEF
TOP TAPE : PET, PE, PEF
リール: ポリスチレン
REEL: POLYSTYRENE
6. ELV及びRoHS適合品
ELV AND RoHS COMPLIANT

REVISED EC NO: J2010-0068 DRWN: KUSATO 2009/07/30 CHKD: HSHIMUYAMA 2009/07/31 APP: KMORIKAWA 2009/07/31	DESCRIPTION REV	GENERAL TOLERANCES (UNLESS SPECIFIED)		DIMENSION STYLE MM ONLY		SCALE ---	DESIGN UNITS METRIC	THIRD ANGLE PROJECTION		
		10 UNDER	± ---	DRAWN BY HSHIMUYAMA	DATE 2005/08/22	TITLE 0.3 FPC CONN.(FOR 501628-***12) TAPING PACKAGE NICKEL BARRIER				
		10 OVER 30 UNDER	± ---	CHECKED BY HHIRATA	DATE 2005/08/22	MOLEX INCORPORATED				
		30 OVER	± ---	APPROVED BY MSASAO	DATE 2005/08/22	DOCUMENT NO. SD-501628-004				
ANGULAR ± --- °		DRAFT WHERE APPLICABLE MUST REMAIN WITHIN DIMENSIONS		MATERIAL NO. SEE TABLE		SHEET NO. 1 OF 2				
SIZE A3 THIS DRAWING CONTAINS INFORMATION THAT IS PROPRIETARY TO MOLEX INCORPORATED AND SHOULD NOT BE USED WITHOUT WRITTEN PERMISSION										



37.4	33.4	32±0.3	28.4	15.4	14.2	17.6	501628-5181	51	
29.4	25.4	24±0.3	---	13.6	11.5	15.8	501628-4581	45	
				11.8		14	501628-3981	39	
				11.2		13.4	501628-3781	37	
				10.6		12.8	501628-3581	35	
				10.0		12.2	501628-2181	33	
				9.4		11.6	501628-2181	31	
21.4	17.4	16±0.3	---	8.2	7.5	10.4	501628-2181	27	
				6.4		8.6	501628-2181	21	
				3.4		5.6	501628-1181	11	
G	F	E キャリアテープ幅 EMBOSSED TAPE WIDTH		D	C	B	A	製品番号 MATERIAL NO.	極数 CIRCUITS

REVISED EC NO: J2010-0068 DRW: KUSATO 2009/07/30 CHK: HSHIMUYAMA 2009/07/31 APPR: KMORIKAWA 2009/07/31	GENERAL TOLERANCES (UNLESS SPECIFIED)		DIMENSION STYLE MM ONLY		SCALE ---	DESIGN UNITS METRIC		THIRD ANGLE PROJECTION	
	10 UNDER	± ---	DRAWN BY HSHIMUYAMA	DATE 2005/08/22	TITLE 0.3 FPC CONN.(FOR 501628 - **12) TAPING PACKAGE NICKEL BARRIER				
	10 OVER 30 UNDER	± ---	CHECKED BY HHRATA	DATE 2005/08/22	MOLEX INCORPORATED				
	30 OVER	± ---	APPROVED BY MSASAO	DATE 2005/08/22	MATERIAL NO. SEE TABLE		DOCUMENT NO. SD-501628-004		SHEET NO. 2 OF 2
	ANGULAR ± --- °		DRAFT WHERE APPLICABLE MUST REMAIN WITHIN DIMENSIONS		THIS DRAWING CONTAINS INFORMATION THAT IS PROPRIETARY TO MOLEX INCORPORATED AND SHOULD NOT BE USED WITHOUT WRITTEN PERMISSION				



Компания «ЭлектроПласт» предлагает заключение долгосрочных отношений при поставках импортных электронных компонентов на взаимовыгодных условиях!

Наши преимущества:

- Оперативные поставки широкого спектра электронных компонентов отечественного и импортного производства напрямую от производителей и с крупнейших мировых складов;
- Поставка более 17-ти миллионов наименований электронных компонентов;
- Поставка сложных, дефицитных, либо снятых с производства позиций;
- Оперативные сроки поставки под заказ (от 5 рабочих дней);
- Экспресс доставка в любую точку России;
- Техническая поддержка проекта, помощь в подборе аналогов, поставка прототипов;
- Система менеджмента качества сертифицирована по Международному стандарту ISO 9001;
- Лицензия ФСБ на осуществление работ с использованием сведений, составляющих государственную тайну;
- Поставка специализированных компонентов (Xilinx, Altera, Analog Devices, Intersil, Interpoint, Microsemi, Aeroflex, Peregrine, Syfer, Eurofarad, Texas Instrument, Miteq, Cobham, E2V, MA-COM, Hittite, Mini-Circuits, General Dynamics и др.);

Помимо этого, одним из направлений компании «ЭлектроПласт» является направление «Источники питания». Мы предлагаем Вам помощь Конструкторского отдела:

- Подбор оптимального решения, техническое обоснование при выборе компонента;
- Подбор аналогов;
- Консультации по применению компонента;
- Поставка образцов и прототипов;
- Техническая поддержка проекта;
- Защита от снятия компонента с производства.



Как с нами связаться

Телефон: 8 (812) 309 58 32 (многоканальный)

Факс: 8 (812) 320-02-42

Электронная почта: org@eplast1.ru

Адрес: 198099, г. Санкт-Петербург, ул. Калинина, дом 2, корпус 4, литера А.