

Description

- The IQXT-270-9 Temperature Compensated Crystal Oscillator (TCXO) employs an analogue ASIC for the oscillator and a high order temperature compensation circuit in a 2.0 x 1.6mm size package.
- Model IQXT-270-9
- Model Issue number 1

Frequency Parameters


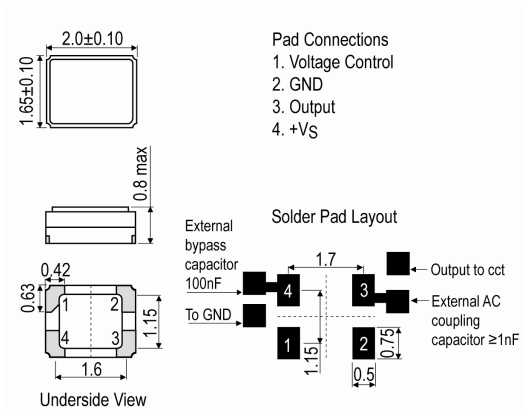
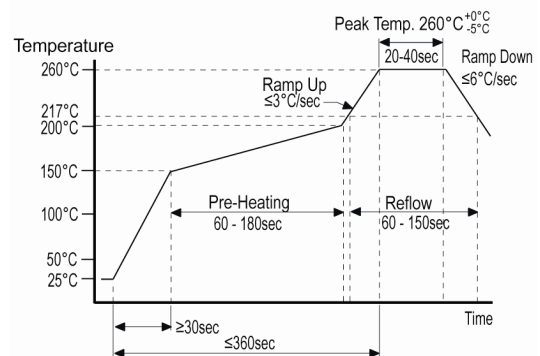
- Frequency 19.20MHz
- Frequency Tolerance ± 1.00 ppm
- Frequency Stability ± 0.50 ppm
- Operating Temperature Range -30.00 to 85.00°C
- Ageing ± 1 ppm max per year at 25°C
- Frequency Tolerance: Offset from nominal frequency measured at 25°C $\pm 2^\circ\text{C}$.
- Reflow Shift (two consecutive reflows as per profile after 1 hour relaxation at 25°C): ± 1 ppm max
- Frequency Stability: Referenced to the midpoint between minimum and maximum frequency value over the specified temperature range. Control voltage set to midpoint of control voltage (note 1).
- Frequency Slope (minimum of one frequency reading every 2°C, over -10 to 60°C - note 1): 0.05ppm/°C max
- Frequency drift (calculated from frequency slope with temperature varied at a maximum of 1.92°C/min (0.032°C/s) over -10°C to 60°C, note 5): 1.6ppb/sec max
- Frequency Slope (minimum of one frequency reading every 2°C, over -30°C to -85°C, note 1): 0.1ppm/°C max
- Frequency drift (calculated from frequency slope with temperature varied at a maximum of 0.96°C/min (0.016°C/s) over -30°C to 85°C, note 5): 1.6ppb/sec max
- Small thermal cycle frequency slope (measured at 0.5°C intervals over any 5°C heating and 5°C cooling cycle, at a minimum rate of 1°C/minute within the operating temperature range, note 6): 50ppb/°C max
- Small thermal cycle hysteresis (difference in frequency measurements over any 5°C heating and 5°C cooling cycle, at a minimum rate of 1°C/minute within the operating temperature range): 50ppb pk-pk max
- Supply Voltage Variation ($\pm 5\%$ change at 25°C): ± 0.1 ppm max
- Load Variation ($\pm 10\%$ change at 25°C): ± 0.2 ppm max

Electrical Parameters

- Supply Voltage 1.8V $\pm 5\%$
- Current Draw 2.00mA
- Supply Current (at V_s max - note 2)

Frequency Adjustment

- Pulling ± 15.6 ppm to ± 24 ppm
- Control Voltage 1.4V ± 1.0 V
- Input Impedance 500k Ω min
- Control voltage range: the nominal control voltage value is midway between the minimum and maximum. Voltage control should not exceed the supply voltage +0.2V or GND.
- Linearity (deviation from straight line curve fit): 10% max


Outline (mm)

Pb-Free Reflow

Sales Office Contact Details:

UK: +44 (0)1460 270200
Germany: 0800 1808 443

France: 0800 901 383
USA: +1.760.318.2824

Email: info@iqdfrequencyproducts.com
Web: www.iqdfrequencyproducts.com

Output Details

- Output Compatibility Clipped Sine
- Drive Capability 10k Ω /10pF \pm 10%
- Output: DC coupled (note 3)
- Output Voltage Level (at Vs min - note 2): 0.8V pk-pk min

Noise Parameters

- Phase Noise (typ @ 25°C):
 - 64dBc/Hz @ 1Hz
 - 93dBc/Hz @ 10Hz
 - 118dBc/Hz @ 100Hz
 - 137dBc/Hz @ 1kHz
 - 149dBc/Hz @ 10kHz
 - 151dBc/Hz @ 100kHz
- Phase Noise (max @ 25°C):
 - 57dBc/Hz @ 1Hz
 - 86dBc/Hz @ 10Hz
 - 111dBc/Hz @ 100Hz
 - 133dBc/Hz @ 1kHz
 - 144dBc/Hz @ 10kHz
 - 148dBc/Hz @ 100kHz

Environmental Parameters

- Shock: MIL-STD-202 M213 (note 4): Half sine-wave acceleration of 3000G peak amplitude, duration 0.3ms, velocity 12.3ft/s.
- Moisture Resistance: MIL-STD-202 M106g (note 4): 1000 hours at 85°C, 85% relative humidity. Biased.
- Thermal Cycling: JESD22 Method JA-104C (note 4): 1000 temperature cycles, where each cycle consists of a 25 minutes soak time at -40°C followed by a 25 minute soak time at 85°C, with a 60 second maximum transition time between temperatures. Air to air transition.
- Vibration: JESD22-B103-B (also see note 4): 10G peak acceleration for 20 minutes 12 cycles in each of the 3 orientations, swept from 10-2000Hz.
- Storage Temperature Range: -40 to 85°C

Manufacturing Details

- Maximum Process Temperature: 260°C (40secs max)
- Note 1: Parts should be shielded from drafts causing unexpected thermal gradients. Temperature changes due to ambient air currents can lead to short term frequency drift.
- Note 2: Specified for the load stated in Output Details above, at 25°C.
- Note 3: External AC coupling capacitor required; 1nF or greater recommended.
- Note 4: Frequency shift of \pm 1ppm max after environmental conditions.
- Note 5: Frequency drift rate is calculated from the equation ppb/s= $^{\circ}$ C/s x ppb/ $^{\circ}$ C
- Note 6: Discard the first 0.5°C interval of each heating and cooling cycle.

Compliance

- RoHS Status (2011/65/EU) Compliant
- REACH Status Compliant
- MSL Rating (JDEC-STD-033): Not Applicable

Sales Office Contact Details:

UK: +44 (0)1460 270200
Germany: 0800 1808 443

France: 0800 901 383
USA: +1.760.318.2824

Email: info@iqdfrequencyproducts.com
Web: www.iqdfrequencyproducts.com

Packaging Details

- Pack Style: Cutt In tape, cut from a reel
Pack Size: 100
- *Alternative packing option available*

Sales Office Contact Details:

UK: +44 (0)1460 270200

France: 0800 901 383

Email: info@iqdfrequencyproducts.com

Germany: 0800 1808 443

USA: +1.760.318.2824

Web: www.iqdfrequencyproducts.com



Компания «ЭлектроПласт» предлагает заключение долгосрочных отношений при поставках импортных электронных компонентов на взаимовыгодных условиях!

Наши преимущества:

- Оперативные поставки широкого спектра электронных компонентов отечественного и импортного производства напрямую от производителей и с крупнейших мировых складов;
- Поставка более 17-ти миллионов наименований электронных компонентов;
- Поставка сложных, дефицитных, либо снятых с производства позиций;
- Оперативные сроки поставки под заказ (от 5 рабочих дней);
- Экспресс доставка в любую точку России;
- Техническая поддержка проекта, помощь в подборе аналогов, поставка прототипов;
- Система менеджмента качества сертифицирована по Международному стандарту ISO 9001;
- Лицензия ФСБ на осуществление работ с использованием сведений, составляющих государственную тайну;
- Поставка специализированных компонентов (Xilinx, Altera, Analog Devices, Intersil, Interpoint, Microsemi, Aeroflex, Peregrine, Syfer, Eurofarad, Texas Instrument, Miteq, Cobham, E2V, MA-COM, Hittite, Mini-Circuits, General Dynamics и др.);

Помимо этого, одним из направлений компании «ЭлектроПласт» является направление «Источники питания». Мы предлагаем Вам помощь Конструкторского отдела:

- Подбор оптимального решения, техническое обоснование при выборе компонента;
- Подбор аналогов;
- Консультации по применению компонента;
- Поставка образцов и прототипов;
- Техническая поддержка проекта;
- Защита от снятия компонента с производства.



Как с нами связаться

Телефон: 8 (812) 309 58 32 (многоканальный)

Факс: 8 (812) 320-02-42

Электронная почта: org@eplast1.ru

Адрес: 198099, г. Санкт-Петербург, ул. Калинина, дом 2, корпус 4, литера А.