

Stripline PIN Diode Switch Modules

V1

Features

- Broadband 50 Ohms Design Through X Band
- High Power Capacity
- Voltage Ratings to 1000V
- Fast Switching Speeds
- Hermetically Sealed Package
- RoHS Compliant

Description

This series of M/A-COM semiconductor products is hermetically sealed strip-line package PIN diode designed to drop into a 50 ohm strip-line circuit without external matching. The MA4P504-144 can be used as SPST reflective switches and are useful in applications from VHF through X Band. Several modules are provided with different power and switching speed capability.

This series of strip-line switch modules consist of shunt mounted passivated PIN diodes in hermetic strip-line packages. These modules are optimized for 50 ohm micro-strip and strip-line circuits. The MA4P504-144 series modules maybe operated as a switch by applying the appropriate forward and reverse DC excitation. They can also be used as attenuators by varying the forward DC current.

Applications

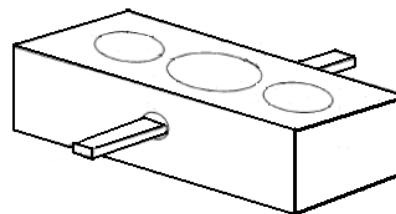
The MA4P504-144 broadband shunt-mounted PIN diode features a shunt-mounted PIN chip with an appropriate series inductance to produce a matched low pass filter structure at zero or reverse bias condition. By applying +10mA to +100mA to center conductor the diode's impedance changes to a low-impedance inductive short causing the diode to reflect RF power. The forward bias current (+10mA to +100mA) must be applied in order to achieve high isolation.

Absolute Maximum Ratings¹ @ T_A = +25°C (unless otherwise specified)

Parameter	Absolution Max.
Voltage	Voltage Rating
Operating Temperature	- 65°C to +150°C
Storage Temperature	-65°C to +175°C
Power Dissipation	P _{diss} = $\frac{150^{\circ}\text{C}-T_{\text{ambient}}}{\text{Thermal Resistance}}$

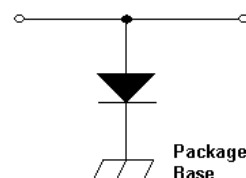
1. Operation of this device above any one of these parameters may cause permanent damage.

Stripline Packages



ODS-144

Internal Wiring Diagram



Specifications subject to change without prior notification.

1

ADVANCED: Data Sheets contain information regarding a product M/A-COM Technology Solutions is considering for development. Performance is based on target specifications, simulated results, and/or prototype measurements. Commitment to develop is not guaranteed.
PRELIMINARY: Data Sheets contain information regarding a product M/A-COM Technology Solutions has under development. Performance is based on engineering tests. Specifications are typical. Mechanical outline has been fixed. Engineering samples and/or test data may be available. Commitment to produce in volume is not guaranteed.

• **North America** Tel: 800.366.2266 / Fax: 978.366.2266
 • **Europe** Tel: 44.1908.574.200 / Fax: 44.1908.574.300
 • **Asia/Pacific** Tel: 81.44.844.8296 / Fax: 81.44.844.8298
 Visit www.macomtech.com for additional data sheets and product information.

M/A-COM Technology Solutions Inc. and its affiliates reserve the right to make changes to the product(s) or information contained herein without notice.

Stripline PIN Diode Switch Modules

V1

Specifications @ Tambient = + 25°C

Part Number ¹	Typical Frequency (GHz)	Typical Insertion ² Loss @ V _R (dB)	Typical Isolation @ I _F (dB)	Minimum Reverse Voltage ⁴ V _R (Volts)	Maximum Thermal Resistance (°C/W)	Nominal Switching Speed (nS)	
						RF Off to RF On	RF On to RF Off
MA4P504-144	4-8 ²	0.50dB @0V	20dB @ 100mA	500	20	150	30

1. All models have cathode heatsink
2. Maximum SWR is 1.5:1 at specified insertion loss condition.
3. Maximum reverse current is 10µA at specified voltage rating.

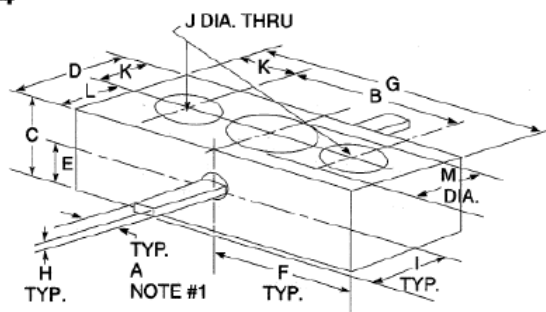
Outline Drawing

Environmental Ratings (Per MIL-STD 750)

The following table is recommended for Group B and C testing for TX, TXV level screening.

Inspection	Method	Condition
Storage Temperature	1031	See Maximum Ratings
Operating Temperature	—	See Maximum Ratings
Temperature Cycling	1051	5 cycles - 65° to + 150°C
Shock	2016	500 g's
Vibration	2056	15 g's
Constant Acceleration	2006	20,000 g's
Humidity	1021	10 days

144



DIM.	INCHES		MILLIMETERS	
	MIN.	MAX.	MIN.	MAX.
A	0.022 NOMINAL	0.022 NOMINAL	0.590 NOMINAL	0.590 NOMINAL
B	0.250 NOMINAL	0.250 NOMINAL	6.350 NOMINAL	6.350 NOMINAL
C	0.125 NOMINAL	0.125 NOMINAL	3.180 NOMINAL	3.180 NOMINAL
D	0.155	0.165	3.940	4.190
E	0.065 NOMINAL	0.065 NOMINAL	1.65 NOMINAL	1.65 NOMINAL
F	0.195	0.215	4.950	5.460
G	0.405	0.415	10.290	10.540
H	0.003	—	0.070	—
I	0.120	—	3.040	—
J	0.096 NOMINAL	0.096 NOMINAL	2.440 NOMINAL	2.440 NOMINAL
K	0.075	0.085	1.910	2.160
L	0.080 NOMINAL	0.080 NOMINAL	2.030 NOMINAL	2.030 NOMINAL
M	0.125 NOMINAL	0.125 NOMINAL	3.180 NOMINAL	3.180 NOMINAL

Specifications subject to change without prior notification.

2

ADVANCED: Data Sheets contain information regarding a product M/A-COM Technology Solutions is considering for development. Performance is based on target specifications, simulated results, and/or prototype measurements. Commitment to develop is not guaranteed.

PRELIMINARY: Data Sheets contain information regarding a product M/A-COM Technology Solutions has under development. Performance is based on engineering tests. Specifications are typical. Mechanical outline has been fixed. Engineering samples and/or test data may be available. Commitment to produce in volume is not guaranteed.

• **North America** Tel: 800.366.2266 / Fax: 978.366.2266

• **Europe** Tel: 44.1908.574.200 / Fax: 44.1908.574.300

• **Asia/Pacific** Tel: 81.44.844.8296 / Fax: 81.44.844.8298

Visit www.macomtech.com for additional data sheets and product information.

M/A-COM Technology Solutions Inc. and its affiliates reserve the right to make changes to the product(s) or information contained herein without notice.



Компания «ЭлектроПласт» предлагает заключение долгосрочных отношений при поставках импортных электронных компонентов на взаимовыгодных условиях!

Наши преимущества:

- Оперативные поставки широкого спектра электронных компонентов отечественного и импортного производства напрямую от производителей и с крупнейших мировых складов;
- Поставка более 17-ти миллионов наименований электронных компонентов;
- Поставка сложных, дефицитных, либо снятых с производства позиций;
- Оперативные сроки поставки под заказ (от 5 рабочих дней);
- Экспресс доставка в любую точку России;
- Техническая поддержка проекта, помощь в подборе аналогов, поставка прототипов;
- Система менеджмента качества сертифицирована по Международному стандарту ISO 9001;
- Лицензия ФСБ на осуществление работ с использованием сведений, составляющих государственную тайну;
- Поставка специализированных компонентов (Xilinx, Altera, Analog Devices, Intersil, Interpoint, Microsemi, Aeroflex, Peregrine, Syfer, Eurofarad, Texas Instrument, Miteq, Cobham, E2V, MA-COM, Hittite, Mini-Circuits, General Dynamics и др.);

Помимо этого, одним из направлений компании «ЭлектроПласт» является направление «Источники питания». Мы предлагаем Вам помощь Конструкторского отдела:

- Подбор оптимального решения, техническое обоснование при выборе компонента;
- Подбор аналогов;
- Консультации по применению компонента;
- Поставка образцов и прототипов;
- Техническая поддержка проекта;
- Защита от снятия компонента с производства.



Как с нами связаться

Телефон: 8 (812) 309 58 32 (многоканальный)

Факс: 8 (812) 320-02-42

Электронная почта: org@eplast1.ru

Адрес: 198099, г. Санкт-Петербург, ул. Калинина, дом 2, корпус 4, литера А.