

PT 2+1-S-48DC/FM


Order No.: 2817958

The illustration shows the version PT 2-PE/S-230 AC

<http://eshop.phoenixcontact.de/phoenix/treeViewClick.do?UID=2817958>

Rail-mountable surge arrester as device protection for terminal equipment, fault signal in the plug and signaling contact in the base element, 2-section, pluggable. Design: 48 V DC



Commercial data	
GTIN (EAN)	 4 017918 574987
sales group	J030
Pack	10 pcs.
Customs tariff	85363090
Catalog page information	Page 47 (TT-2009)

Product notes

WEEE/RoHS-compliant since:
01/02/2007

<http://www.download.phoenixcontact.com>
Please note that the data given here has been taken from the online catalog. For comprehensive information and data, please refer to the user documentation. The General Terms and Conditions of Use apply to Internet downloads.

Technical data

Standards

Housing material	PA
Inflammability class acc. to UL 94	V0
Color	black

Standards for air and creepage distances	DIN VDE 0110-1
	IEC 60664-1: 1992-10
	DIN VDE 0675-6
	IEC 61643-1
Degree of protection	IP20
Design	DIN rail module, two-section, divisible
Mounting type	DIN rail: 35 mm
Ambient temperature (operation)	-40 °C ... 85 °C
Arrester can be tested with CHECKMASTER from software version:	From SW rev. 1.00
Direction of action	1L-N & N-PE
Width	17.70 mm
Height	65.50 mm
Length	90.00 mm
Pitch unit	1 Div.

Protective circuit

IEC category	III
	T3
EN type	T3
Nominal voltage U_N	48 V DC
Arrester rated voltage U_C	60 V DC
Arrester rated voltage U_C (L-PE)	60 V DC
Nominal current I_N	26 A (30°C)
Operating effective current I_C at U_C	$\leq 10 \mu\text{A}$
Ground conductor current I_{PE}	$\leq 10 \text{ mA}$
Nominal discharge surge current I_n (8/20) μs	500 A
Nominal discharge surge current I_n (8/20) μs (L-N)	500 A
Nominal discharge surge current I_n (8/20) μs (L-PE)	500 A
Max. discharge surge current I_{max} (8/20) μs	500 A
Max. discharge surge current I_{max} (8/20) μs maximum (L-N)	500 A
Max. discharge surge current I_{max} (8/20) μs maximum (L-PE)	500 A
Combined surge U_{oc}	6 kV (for 12 Ω)
Protection level U_p (L-N)	$\leq 120 \text{ V}$

Protection level U_p (L-PE)	≤ 120 V
Protection level U_p (N-PE)	≤ 120 V
Response time t_A (L-N)	≤ 1 ns
Response time t_A (L-PE)	≤ 1 ns
Max. required back-up fuse	25 A (gL)
Message: Surge protection fault	Optical, remote indicator contact

Non-heating apparatus connection, power supply

Type of connection	Screw connection
Connection type IN	Screw terminal blocks
Connection type OUT	Screw terminal blocks
Screw thread	M3
Tightening torque	0.8 Nm
Stripping length	8 mm
Conductor cross section stranded min.	0.2 mm ²
Conductor cross section stranded max.	2.5 mm ²
Conductor cross section solid min.	0.2 mm ²
Conductor cross section solid max.	4 mm ²
Conductor cross section AWG/kcmil min.	24
Conductor cross section AWG/kcmil max	12

Remote indicator contact

Connection name	Remote fault indicator contact
Switching function	N/C contact
Type of connection	Screw connection
Screw thread	M3
Stripping length	8 mm
Conductor cross section stranded min.	0.2 mm ²
Conductor cross section stranded max.	2.5 mm ²
Conductor cross section solid min.	0.2 mm ²
Conductor cross section solid max.	4 mm ²
Conductor cross section AWG/kcmil min.	24
Conductor cross section AWG/kcmil max	12
Maximum operating voltage U_{max} AC	250 V
Max. operating current I_{max}	0.003 A AC

Connection, protective circuit

Standards/regulations	IEC 61643-1
	EN 50082-2
	BS 6651
	ANSI/IEEE C62.41

Certificates / Approvals



Certification CUL, GOST, UL

Accessories

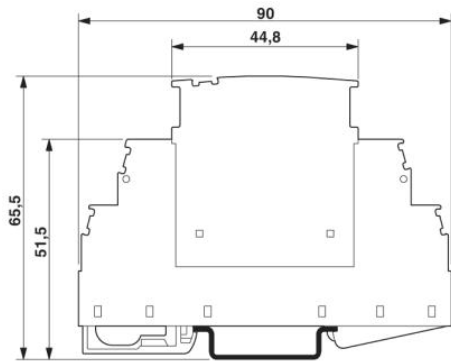
Item	Designation	Description
Marking		
1051993	B-STIFT	Marker pen, for manual labeling of unprinted Zack strips, smear-proof and waterproof, line thickness 0.5 mm
0811228	X-PEN 0,35	Marker pen without ink cartridge, for manual labeling of markers, labeling extremely wipe-proof, line thickness 0.35 mm
1050004	ZB 5 :UNBEDRUCKT	Zack strip, unprinted, 10-section, for individual labeling with M-PEN, ZB-T or CMS system, pack is sufficient for 100 terminal blocks, for a terminal width of 5.2 mm, color: White
2715212	ZB 5,8,LGS:FORTL.ZAHLEN	Zack marker strip, 10-section, printed horizontally: with consecutive numbers, 1-10, 11-20 etc. up to 991-1000, color: white
1050305	ZB 5,8:SO/CMS	Zack strip, 10-section, divisible, special printing, marking according to customer requirements
2715209	ZB 5,8:UNBEDRUCKT	Zack strip, unprinted, strips with 10 labels for individual labeling with M-PEN or CMS system, for terminal block width: 5.8 mm, color: White
1050017	ZB 5,LGS:FORTL.ZAHLEN	Zack marker strip, 10-section, printed horizontally: with the numbers 1 - 10, 11 - 20 and so on up to 491 - 500, color: white
1050415	ZB 5,LGS:L1-N,PE	Zack strip, printed horizontally, strips with 10 labels, L1, L2, L3, N, PE, L1, L2, L3, N, PE, color: white
1050295	ZB 5:SO/CMS	Zack strip, 10-section, divisible, special printing, marking according to customer requirements
0808642	ZBF 5:UNBEDRUCKT	Zack strip, flat, unprinted: 10-section, for individual labeling with M-PEN or ZBF-T, sufficient for 100 terminal blocks, color: white

Additional products

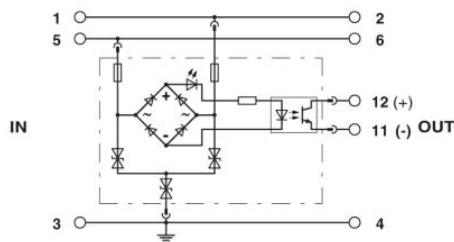
Item	Designation	Description
Assembly		
2839295	SSA 3-6	shield fast connections for conductor diameter 3 - 6 mm. Potential connection cable: 200 mm, black
2839512	SSA 5-10	Shield fast connection for conductor diameters 5 - 10 mm. Potential connection cable: 200 mm, black

Diagrams/Drawings

Dimensioned drawing



Circuit diagram



Address

PHOENIX CONTACT Deutschland GmbH
Flachmarktstr. 8
32825 Blomberg, Germany
Phone +49 5235 3 12000
Fax +49 5235 3 41200
<http://www.phoenixcontact.de>



© 2010 Phoenix Contact
Technical modifications reserved;



Компания «ЭлектроПласт» предлагает заключение долгосрочных отношений при поставках импортных электронных компонентов на взаимовыгодных условиях!

Наши преимущества:

- Оперативные поставки широкого спектра электронных компонентов отечественного и импортного производства напрямую от производителей и с крупнейших мировых складов;
- Поставка более 17-ти миллионов наименований электронных компонентов;
- Поставка сложных, дефицитных, либо снятых с производства позиций;
- Оперативные сроки поставки под заказ (от 5 рабочих дней);
- Экспресс доставка в любую точку России;
- Техническая поддержка проекта, помощь в подборе аналогов, поставка прототипов;
- Система менеджмента качества сертифицирована по Международному стандарту ISO 9001;
- Лицензия ФСБ на осуществление работ с использованием сведений, составляющих государственную тайну;
- Поставка специализированных компонентов (Xilinx, Altera, Analog Devices, Intersil, Interpoint, Microsemi, Aeroflex, Peregrine, Syfer, Eurofarad, Texas Instrument, Miteq, Cobham, E2V, MA-COM, Hittite, Mini-Circuits, General Dynamics и др.);

Помимо этого, одним из направлений компании «ЭлектроПласт» является направление «Источники питания». Мы предлагаем Вам помощь Конструкторского отдела:

- Подбор оптимального решения, техническое обоснование при выборе компонента;
- Подбор аналогов;
- Консультации по применению компонента;
- Поставка образцов и прототипов;
- Техническая поддержка проекта;
- Защита от снятия компонента с производства.



Как с нами связаться

Телефон: 8 (812) 309 58 32 (многоканальный)

Факс: 8 (812) 320-02-42

Электронная почта: org@eplast1.ru

Адрес: 198099, г. Санкт-Петербург, ул. Калинина, дом 2, корпус 4, литера А.