

NEW

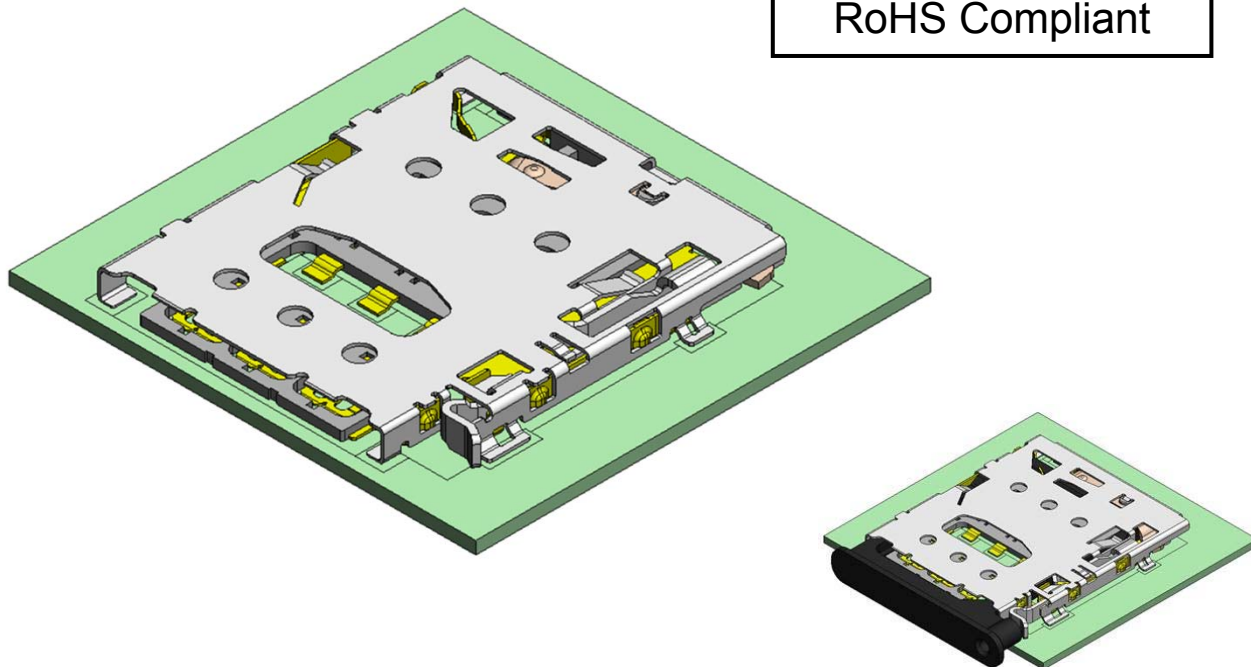


nanoSIM Card Connector

SF70 Series

CONNECTOR
MB-0275-1
January 2014

RoHS Compliant



<Drawing when a tray is inserted>

Note: Tray is not included. Tray is to be prepared by customers.

<<Outline>>

Recently, smartphones and tablet PC have been equipped with nanoSIM cards. The SF70 Series is a push-eject tray type (ejected by pushing pin) connector compatible with the nanoSIM card.

(SIM: Subscriber Identify Module)

Features

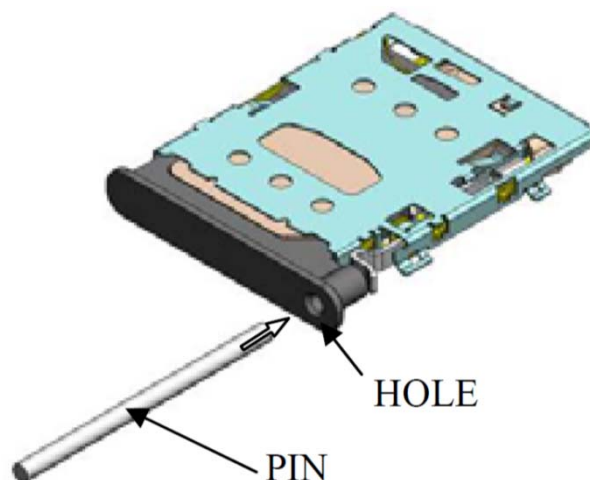
- 1.25mm height, 13.3mm width, and 14.8mm depth, low-profile, space-saving.
- Superior resistance against drop with original lock structure.
- Card mis-insertion measures, card detection with SW (normal open).
- Structure that enables visual check / repair of terminal area after SMT mounting.
- Balanced 7 hold-down points for good EMI performance.
- Pb-free, halogen-free compliant product.
- Supports automated mounting with embossed tape.

General Specifications

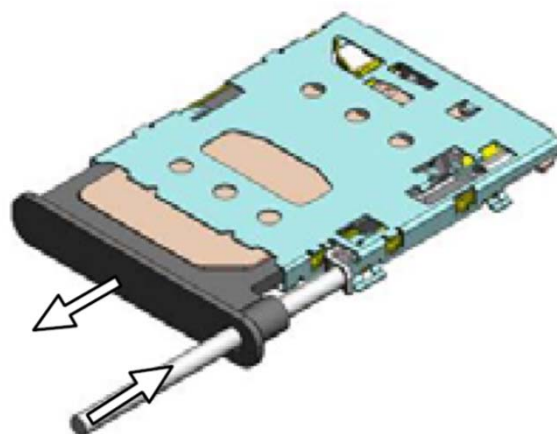
- | | |
|--|------------------------------------|
| ■ No. of Contacts: 6 pos. | ■ Rated Current: 0.5A per terminal |
| ■ Contact Resistance: 100mΩ max. (initial) | ■ Rated Voltage: 10V per terminal |
| ■ Dielectric Withstanding Voltage:
AC500Vr.m.s for 1 minute | ■ Durability: 5,000 times |
| ■ Operating Temperature :
-25 Deg. C to +85 Deg. C | |

How to Eject Tray

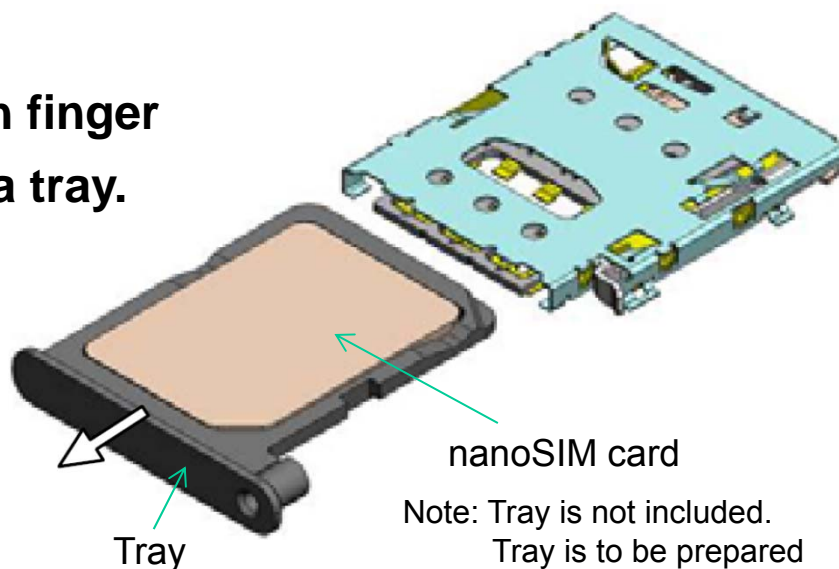
1. Insert a pin into the hole on the tray straightly.



2. Push a pin in until a tray ejects.



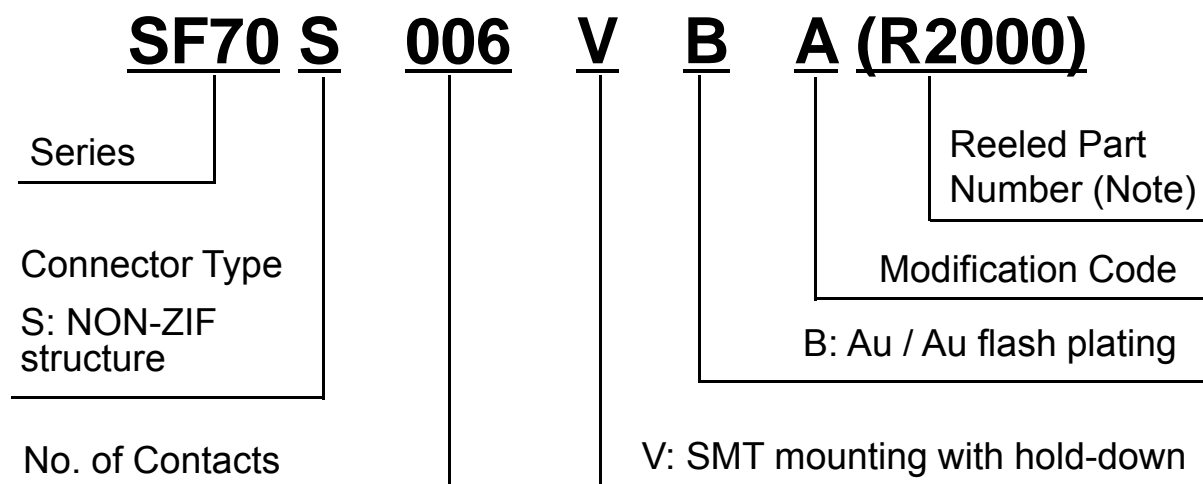
3. Pull the end with finger tips and draw out a tray.



Materials and Finishes

Component	Material and Finish
Signal Contact D-SW Contact	Copper alloy / Contact area Au plating over Ni Termination area Au flash plating over Ni
Housing	Synthetic resin / None
Cover Frame	Stainless steel / Terminal area: Au flash plating over Ni
Eject Bar	Stainless steel / None
Eject Lever	Stainless steel / None

Ordering Information

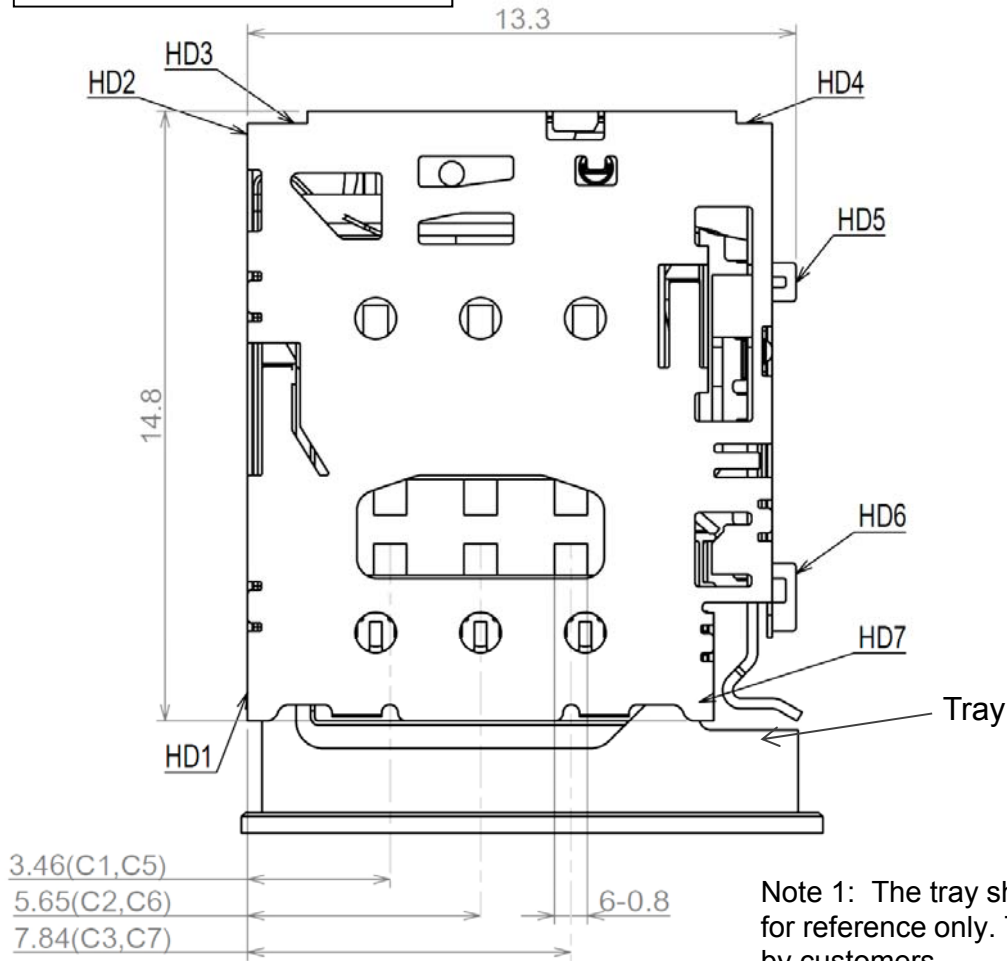


Note: An embossed tape reel contains 2,000 pieces.

Please contact us concerning packaging specifications.


Part Number	SJ Drawing
SF70S006VBA	SJ113425

General Specifications



Note 1: The tray shown in this drawing is for reference only. Tray is to be prepared by customers.

Note 2: This drawing is for reference only. Please refer to the latest drawing when considering use of this product.



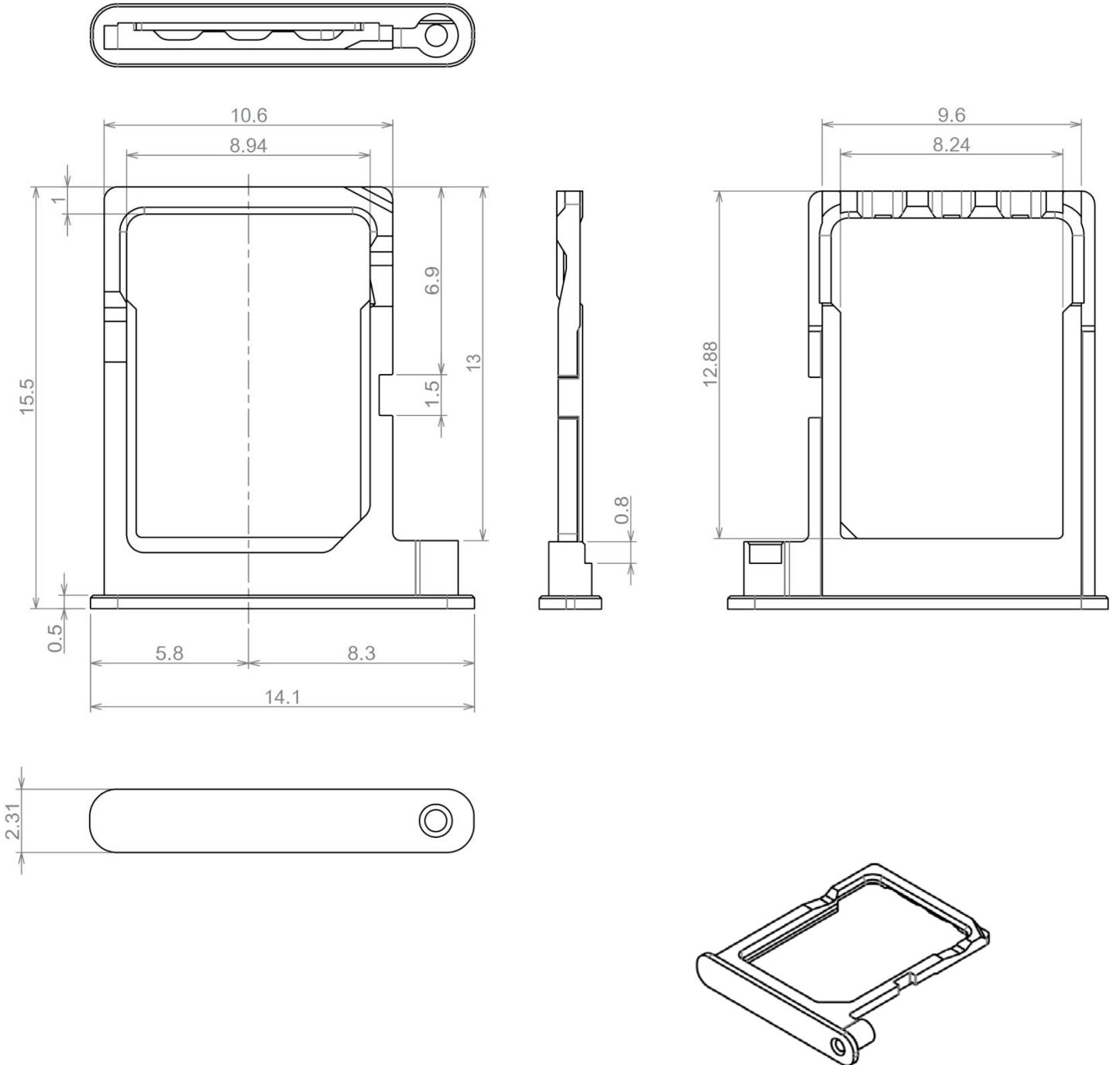
Hole for eject pin

Table 1 CIRCUIT

Unit: mm

	WITHOUT TRAY	TRAY MATED
DSW		

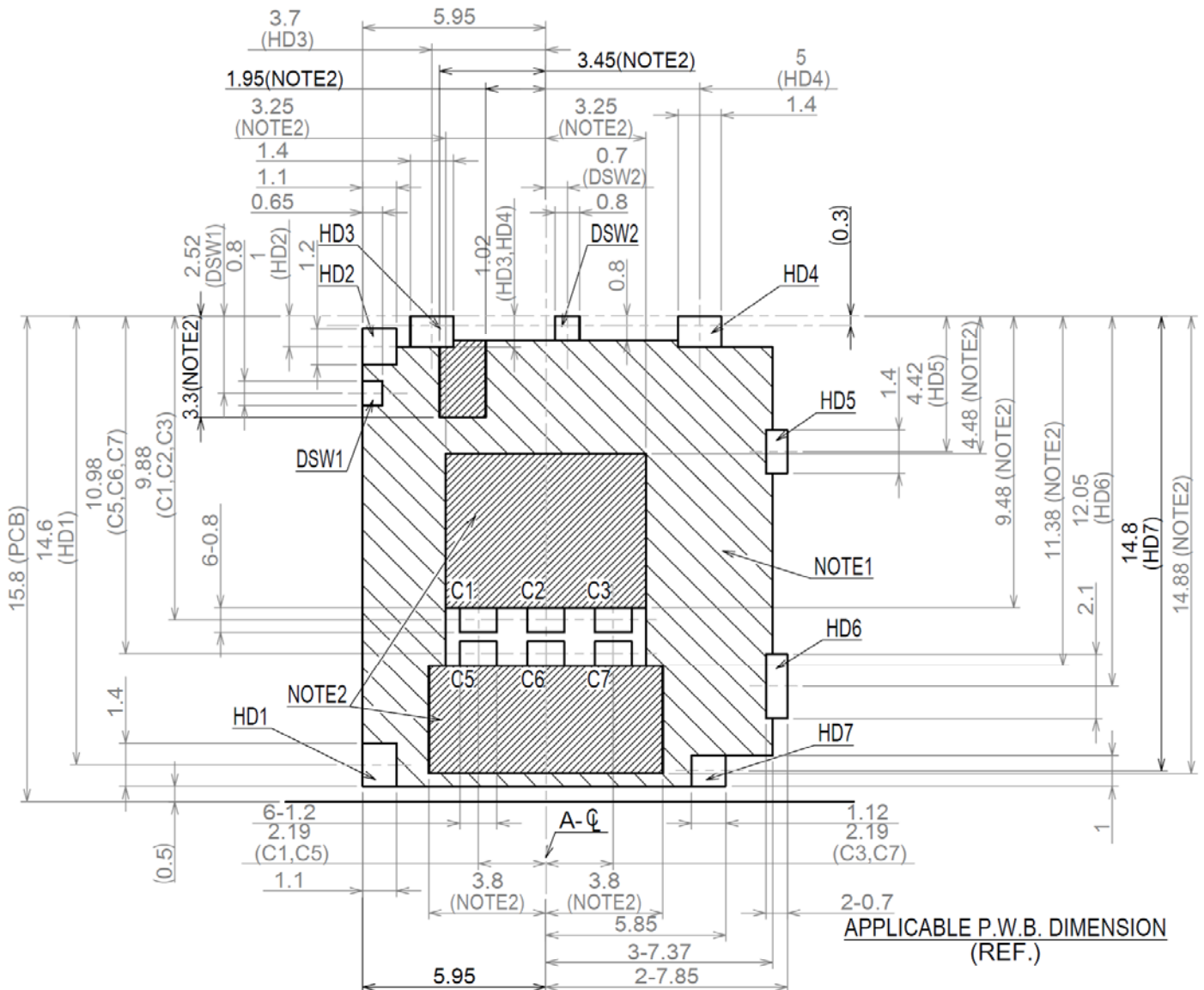
Recommended Tray



Unit: mm

Note 1: Above are recommended dimensions for tray designed by customers.
 Note 2: Above drawing is for reference only. Please refer to the most updated product drawing when considering use of this product.

Recommended Board Patterns



NOTE 1: ONLY GND PATTERN AND VIA HOLE IN ALLOWED IN THIS AREA.
 NOTE 2: NO PATTERN , NO VIA HOLE IN THIS AREA.

Note 3: Above drawing is for reference only. Please refer to the most updated product drawing when considering use of this product.

Japan Aviation Electronics Industry, Limited

Product Marketing Division
 Aobadai Building, 3-1-19, Aobadai, Meguro-ku, Tokyo 153-8539
 Phone: +81-3-3780-2882 FAX: +81-3-3780-2946

Notice: Products shown in this brochure are made for the applications listed below. However, if the above-mentioned products are to be used in aerospace devices, marine cable-connection devices, atomic power control systems, medical equipment for life-support systems, or any other specific application requiring extremely high reliability, please contact JAE for further information.
 Recommended applications: Computers, Office machines, Measuring devices, Telecommunication devices (Terminals, Mobile devices), AV devices, Household applications, FA devices, etc.

* The specifications in this brochure are subject to change without notice. Please contact JAE for information.

Mouser Electronics

Authorized Distributor

Click to View Pricing, Inventory, Delivery & Lifecycle Information:

[JAE Electronics:](#)

[SF70S006VBAR2000](#)



Компания «ЭлектроПласт» предлагает заключение долгосрочных отношений при поставках импортных электронных компонентов на взаимовыгодных условиях!

Наши преимущества:

- Оперативные поставки широкого спектра электронных компонентов отечественного и импортного производства напрямую от производителей и с крупнейших мировых складов;
- Поставка более 17-ти миллионов наименований электронных компонентов;
- Поставка сложных, дефицитных, либо снятых с производства позиций;
- Оперативные сроки поставки под заказ (от 5 рабочих дней);
- Экспресс доставка в любую точку России;
- Техническая поддержка проекта, помощь в подборе аналогов, поставка прототипов;
- Система менеджмента качества сертифицирована по Международному стандарту ISO 9001;
- Лицензия ФСБ на осуществление работ с использованием сведений, составляющих государственную тайну;
- Поставка специализированных компонентов (Xilinx, Altera, Analog Devices, Intersil, Interpoint, Microsemi, Aeroflex, Peregrine, Syfer, Eurofarad, Texas Instrument, Miteq, Cobham, E2V, MA-COM, Hittite, Mini-Circuits, General Dynamics и др.);

Помимо этого, одним из направлений компании «ЭлектроПласт» является направление «Источники питания». Мы предлагаем Вам помощь Конструкторского отдела:

- Подбор оптимального решения, техническое обоснование при выборе компонента;
- Подбор аналогов;
- Консультации по применению компонента;
- Поставка образцов и прототипов;
- Техническая поддержка проекта;
- Защита от снятия компонента с производства.



Как с нами связаться

Телефон: 8 (812) 309 58 32 (многоканальный)

Факс: 8 (812) 320-02-42

Электронная почта: org@eplast1.ru

Адрес: 198099, г. Санкт-Петербург, ул. Калинина, дом 2, корпус 4, литера А.