


Dialight

# CBI® Through Hole Circuit Board Indicator Selector Guide

# Clear Innovation

Dialight's Circuit Board Indicators are available through our extensive line of Sales Representatives and Distributors world-wide. For a complete listing that includes the ability to check stock status at our Distribution partners, please visit our website at www.dialight.com.

The most current version of this catalog will always be availble at the link below:
**http://www.dialight.com/Assets/Brochures_And_Catalogs/Indication/cbi_selector_guide.pdf**

## INDEX


| Section | Pg # |
|---|---|
| 2mm LED CBI | 2 |
| 2mm Quad LED CBI | 2 |
| 2mm Bi-Level LED CBI | 2 |
| 2mm Bi-Level Ganged Array LED CBI | 2 |
| 2mm Tri-Level LED CBI | 2 |
| 3mm LED CBI | 3 |
| 3mm 3-Leaded Bi-Color LED CBI | 3 |
| 3mm Tri-Block LED CBI | 4 |
| 3mm Quad LED CBI | 4 |
| 3mm Bi-Level LED CBI | 4 |
| 3mm Ganged Array LED CBI | 5 |
| 3mm High Density Narrow Bilevel LED CBI | 5 |
| 3mm Bi-Level Array LED CBI | 5 |
| 3mm Bi-Level LED CBI | 5 |
| 3mm Tri-Level LED CBI | 6 |
| 3mm Quad-Level LED CBI | 6 |
| 4mm LED CBI | 7 |
| 4mm Bi-Level LED CBI | 7 |
| 2mm x 4mm Rectangular Bi-Level LED CBI | 7 |
| 2mm x 4mm Quad Rectangular Bi-Level LED CBI | 7 |
| 2mm x 4mm Rectangular Quad-Level LED CBI | 7 |
| 2mm x 5mm Rectangular LED CBI | 7 |
| 2mm x 7mm Rectangular LED CBI | 8 |
| 5mm LED CBI | 8 |
| 5mm 3-Leaded Bi-Color LED CBI | 9 |
| 5mm 3-Leaded Bi-Color LED CBI, Offset Cathode | 9 |
| 5mm Dual LED CBI | 9 |
| 5mm Tri-Block LED CBI | 9 |
| 5mm Quad LED CBI | 10 |
| 5mm Bi-Level LED CBI | 10 |
| Snap-In LED Mounting Clip | 10 |


## DIMENSION DESCRIPTIONS

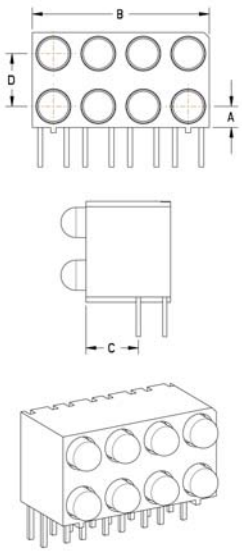


**A** The dimension from the center of the LED to the top of the circuit board.

**B** The dimension of the pitch required to mount multiple parts.

*Note:* The drawing above shows the width of the product. The pitch required is slightly larger to allow for clearance between adjacent parts.

**C** The dimension from the front of the housing to the center of the first lead.

**D** The dimension between LEDs, center to center.

*Note:* When applicable, both horizontal and vertical dimensions are given.

www.dialight.com



| 2MM | LED from PCB (a) | Housing mounts on x Pitch (b) | Front of housing to center of lead (c) | Distance between LEDs (d) | Available Colors | Additional Options |
|---|---|---|---|---|---|---|
| **2mm LED CBI** | | | | | | |
|  555-2xxxF | 0.125 (3.18mm) | 0.100 (2.54mm) | 0.040 (1.02mm) | - | •R •G •Y | Integral Resistor 5V, 24V |
|  555-3xxxF | 0.250 (6.35mm) | 0.100 (2.54mm) | - | - | •R •G •Y | Integral Resistor 5V, 24V |
| **2mm Quad LED CBI** | | | | | | |
|  555-4xxxF | 0.125 (3.18mm) | 0.405 (10.29mm) | 0.040 (1.02mm) | 0.100 (2.54mm) | •R •G •Y | Integral Resistor 5V, 24V |
|  555-5xxxF | 0.250 (6.35mm) | 0.405 (10.29mm) | - | 0.100 (2.54mm) | •R •G •Y | Integral Resistor 5V, 24V |
| **2mm Bi-Level LED CBI** | | | | | | |
|  571-01xxF | 0.100 (2.54mm) | 0.100 (2.54mm) | 0.190 (4.83mm) | 0.190 (4.83mm) | •R •R •R •G •G •G •Y •G •Y •Y | - |
| **2mm Bi-Level Ganged Array LED CBI** | | | | | | |
|  571-01XX-10XF | 0.100 (2.54mm) | 0.100 (2.54mm) | 0.190 (4.83mm) | 0.190 (4.83mm) | •R •R •R •G •G •G •Y •G •Y •Y | - |
| **2mm Tri-Level LED CBI** | | | | | | |
|  570-0100-xxxF | .070 1.78mm | .200 5.08mm | .269 6.84mm | .130 3.30mm | •R •R •R •R •Y •G •G •G •G •Y •Y •Y | (DIN 41494 compatible) |


*Dialight reserves the right to make changes at any time in order to supply the best product possible. Please reference www.dialight.com for the most current literature.*

| 3MM | LED from PCB (a) | Housing mounts on x Pitch (b) | Front of housing to center of lead (c) | Distance between LEDs (d) | Available Colors | Additional Options |
|---|---|---|---|---|---|---|
| **3 mm LED CBI** | | | | | | |
|  551-xx01F | 0.197 (5mm) | 0.197 (5mm) | 0.269 (6.84mm) | - | •G •Y •R •B •O | Integral Resistor, 5V Low Current Bi-Color Reverse Polarity (DIN 41494 compatible) |
|  551-xx02F | 0.1 (2.54mm) | 0.175 (4.45mm) | 0.27 (6.86mm) | - | •G •Y •R | Integral Resistor, 5V Low Current Bi-Color Reverse Polarity |
|  551-xx03F | 0.25 (6.35mm) | 0.185 (4.70mm) | 0.14 (3.6mm) | - | •G •Y •R •B | Integral Resistor, 5V Low Current Bi-Color Reverse Polarity |
|  551-xx04F | 0.45 (11.4mm) | 0.185 (4.70mm) | 0.14 (3.6mm) | - | •G •Y •R •B | Integral Resistor, 5V Low Current Bi-Color Reverse Polarity |
|  551-xx07F | 0.2 (5.08mm) | 0.175 (4.45mm) | 0.175 (4.45mm) | - | •G •Y •R •B •O | Integral Resistor, 5V Low Current Bi-Color Reverse Polarity |
|  551-xx09F | 0.12 (3.05mm) | 0.165 (4.19mm) | 0.16 (4.06mm) | - | •G •Y •R •B •O | Integral Resistor, 5V Low Current Bi-Color Reverse Polarity |
|  551-xx11F | 0.2 (5.08mm) | 0.156 (3.96mm) | 0.247 (6.27mm) | - | •G •Y •R •B | Low Current (DIN 41494 compatible) |
| **3mm 3-Leaded Bi-Color LED CBI** | | | | | | |
|  551-3508F | 0.15 (3.81mm) | 0.2 (5.08mm) | 0.18 (4.57mm) | - | •R/•G | - |
| 551-3508-801F | 0.15 (3.81mm) | 0.2 (5.08mm) | 0.18 (4.57mm) | - | •R/•G | - |

| 3MM | | LED from PCB (a) | Housing mounts on x Pitch (b) | Front of housing to center of lead (c) | Distance between LEDs (d) | Available Colors | Additional Options |
|---|---|---|---|---|---|---|---|
| 3mm Tri-Block LED CBI | | | | | | | |
|  | 551-xx06-003F | 0.1 (2.54mm) | 0.54 (13.72mm) | 0.2 (5.08mm) | 0.18 (4.57mm) | •G •Y •R | Low Current Bi-Color |
|  | 551-xx07-003F | 0.2 (5.08mm) | 0.54 (13.72mm) | 0.2 (5.08mm) | 0.18 (4.57mm) | •G •Y •R | Low Current |
| 3mm Quad LED CBI | | | | | | | |
|  | 551-xx07-004F | 0.2 (5.08mm) | 0.68 (17.27mm) | 0.175 (4.45mm) | 0.170 (4.32mm) | •G •Y •R •O | Integral Resistor, 5V Low Current Bi-Color Reverse Polarity |
| 3mm Bi-Level LED CBI | | | | | | | |
|  | 553-xxxxF | 0.1 (2.54mm) | 0.175 (4.45mm) | 0.175 (4.45mm) | 0.2 (5.08mm) | •G •Y •R •B •O | Integral Resistor, 5V Low Current Bi-Color Reverse Polarity Non-Diffused Blank Position |
|  | 553-xxxx-200F | 0.100 (2.54mm) | 0.175 (4.45mm) | 0.269 (6.84mm) | 0.2 (5.08mm) | •R •G •Y •O •B | Integral Resistor, 5V Low Current Bi-Color Reverse Polarity Non-Diffused (DIN 41494 compatible) Blank Position |
|  | 553-xxxx-300F | 0.1 (2.54mm) | 0.2 (5.08mm) | 0.2 (5.08mm) | 0.2 (5.08mm) | •R •G •Y •O •B | Integral Resistor, 5V Low Current Bi-Color Reverse Polarity Non-Diffused Blank |
|  | 553-xxxx-400F | 0.197 (5mm) | 0.197 (5mm) | 0.269 (6.84mm) | 0.2 (5.08mm) | •R •G •Y •O •B | Integral Resistor, 5V Low Current Bi-Color Reverse Polarity Non-Diffused (DIN 41494 compatible) |


*Dialight reserves the right to make changes at any time in order to supply the best product possible. Please reference www.dialight.com for the most current literature.*

| 3MM | | LED from PCB (a) | Housing mounts on x Pitch (b) | Front of housing to center of lead (c) | Distance between LEDs (d) | Available Colors | Additional Options |
|---|---|---|---|---|---|---|---|
| **3mm Ganged Array LED CBI** | | | | | | | |
|  | 553-xxxx-0xxF | 0.1 (2.54mm) | 0.2 (5.08mm) | 0.175 (4.45mm) | Vertical 0.2 (5.08mm) ---------- Horizontal 0.2 (5.08mm) | •G •Y •R •B •O | Bi-Color |
|  | 553-xxxx-1xxF | 0.1 (2.54mm) | 0.2 (5.08mm) | 0.27 (6.86mm) | Vertical 0.2 (5.08mm) ---------- Horizontal 0.2 (5.08mm) | •R-•R •G-•G •G-•Y •Y-G •Y-•Y | Bi-Color |
|  | 553-xxxx-2xxF | 0.1 (2.54mm) | 0.2 (5.08mm) | 0.27 (6.86mm) | Vertical 0.2 (5.08mm) ---------- Horizontal 0.2 (5.08mm) | •G •Y •R •B •O | Bi-Color |
| **3mm High Density Narrow Bi-level LED CBI** | | | | | | | |
|  | 569-011x-x00F | 0.09 (2.29mm) | 0.132 (3.35mm) | 0.24 (6.10mm) | 0.18 (4.57mm) | •R •G •Y •O •B | - |
|  | 569-010x-xxxF | 0.09 (2.29mm) | 0.264 (6.71mm) | 0.24 (6.10mm) | 0.18 (4.57mm) | •R •G •Y •O •B | - |
| **3mm Bi-Level Array LED CBI** | | | | | | | |
|  | 553-xxxx-306F | 0.1 (2.54mm) | 1.2 (30.48mm) | 0.2 (5.08mm) | Vertical 0.2 (5.08mm) ---------- Horizontal 0.2 (5.08mm) | •R •G •Y •O •B | Integral Resistor, 5V Low Current Bi-Color Reverse Polarity Non-Diffused |
| **3mm Bi-Level LED CBI Back Lighting** | | | | | | | |
|  | 553-22xx-100F | 0.1 (2.54mm) | 0.175 (4.45mm) | 0.27 (6.86mm) | 0.2 (5.08mm) | •R-•R •G-•G •G-•Y •Y-•G •Y-•Y | Backlight |


*Dialight reserves the right to make changes at any time in order to supply the best product possible. Please reference www.dialight.com for the most current literature.*

| 3MM | | LED from PCB (a) | Housing mounts on x Pitch (b) | Front of housing to center of lead (c) | Distance between LEDs (d) | Available Colors | Additional Options |
|---|---|---|---|---|---|---|---|
| **3mm Tri-Level LED CBI** | | | | | | | |
|  | 564-0x00-xxxF | 0.1 (2.54mm) | 0.175 (4.45mm) | 0.175 (4.45mm) | 0.2 (5.08mm) | •R-•R-•R<br>•R-•Y-•G<br>•G-•G-•G<br>•O-•O-•O<br>•B-•B-•B | Integral Resistor, 5V<br>Low Current<br>Bi-Color<br>Blank Position |
| | 564-2210-xxxF | 0.1 (2.54mm) | 0.175 (4.45mm) | 0.27 (6.86mm) | 0.2 (5.08mm) | •R<br>•G<br>•Y | Backlight |
|  | 564-0140-xxx4F | 0.1 (2.54mm) | 0.775 (19.685mm) | 0.27 (6.86mm) | Vertical 0.2 (5.08mm)<br>----------<br>Horizontal 0.2 (5.08mm) | •R<br>•G<br>•Y | - |
| **3mm Quad-Level LED CBI** | | | | | | | |
|  | 568-0x0x-xxxF | 0.1 (2.54mm) | 0.175 (4.45mm) | 0.11 (2.79mm) | 0.2 (5.08mm) | •R-•R-•R-•R<br>•G-•G-•G-•G<br>•G-•Y-•G-•Y<br>•Y-•G-•Y-•G<br>•O-•O-•O-•O<br>•B-•B-•B-•B | Integral Resistor, 5V<br>Low Current<br>Backlight |
| | 568-221x-xxxF | 0.1 (2.54mm) | 0.175 (4.45mm) | 0.245 (6.22mm) | 0.2 (5.08mm) | •R-•R-•R-•R<br>•G-•G-•G-•G<br>•G-•Y-•G-•Y<br>•Y-•G-•Y-•G<br>•B | Backlight |
|  | 568-223x-xxxF | 0.1 (2.54mm) | 0.175 (4.45mm) | 0.245 (6.22mm) | Vertical 0.15 (3.81mm)<br>----------<br>Horizontal 0.2 (3.81mm) | •R-•R-•R-•R<br>•G-•G-•G-•G<br>•Y-•Y-•Y-•Y | Backlight<br>Blank Position |
|  | 568-223x-xxx2F | 0.1 (2.54mm) | 0.40 (10.16mm) | 0.245 (6.22mm) | Vertical 0.15 (3.81mm)<br>----------<br>Horizontal 0.2 (3.81mm) | •R-•R-•R-•R<br>•G-•G-•G-•G<br>•Y-•Y-•Y-•Y | Backlight |
|  | 568-223x-xxx4F | 0.1 (2.54mm) | 0.80 (20.32mm) | 0.245 (6.22mm) | Vertical 0.15 (3.81mm)<br>----------<br>Horizontal 0.2 (3.81mm) | •R-•R-•R-•R<br>•G-•G-•G-•G<br>•Y-•Y-•Y-•Y | Backlight |
|  | 568-xx4x-xxx3F | 0.139 (3.53mm) | 0.524 (13.31mm) | 0.245 (6.22mm) | Vertical 0.2 (5.08mm)<br>----------<br>Horizontal 0.177 (5.08mm) | •R-•R-•R<br>•R-•Y-•G<br>•G-•G-•G | Integral Resistor, 5V<br>Low Current, 2mA<br>Bi-Color<br>Tinted/Non-Diffused<br>Backlight |
|  | 568-xx4x-xxx4F | 0.139 (3.53mm) | 0.701 (17.81mm) | 0.245 (6.22mm) | Vertical 0.2 (5.08mm)<br>----------<br>Horizontal 0.177 (5.08mm) | •R-•R-•R<br>•G-•G-•G-•G<br>•Y-•Y-•Y-•Y | Integral Resistor, 5V<br>Low Current, 2mA<br>Bi-Color<br>Tinted/Non-Diffused<br>Backlight |


*Dialight reserves the right to make changes at any time in order to supply the best product possible. Please reference www.dialight.com for the most current literature.*

| *4MM & Rectangular* | LED from PCB (a) | Housing mounts on x Pitch (b) | Front of housing to center of lead (c) | Distance between LEDs (d) | Available Colors | Additional Options |
|---|---|---|---|---|---|---|
| **4mm LED CBI** | | | | | | |
|  550-6x07F | 0.118 (3.00mm) | 0.25 (6.35mm) | 0.205 (5.21mm) | - | •R<br>•G<br>•Y | - |
| **4mm Bi-Level LED CBI** | | | | | | |
|  552-60xx-200F | 0.118 (3.00mm) | 0.25 (6.35mm) | 0.210 (5.334mm) | .232 (5.89mm) | •R-•R<br>•G-•G<br>•G-•Y<br>•Y-•G<br>•Y-•Y | Blank Position |
| **2mm x 4mm Rectangular Bi-Level LED CBI** | | | | | | |
|  567-0xxxF | 0.125 (3.175mm) | 0.250 (6.35mm) | 0.220 (5.59mm) | 0.250 (6.35mm) | •R-•R<br>•G-•G<br>•G-•Y<br>•Y-•G<br>•Y-•Y<br>(•R/•G, •R/•G) | Bi-Color<br>Blank Position |
| **2mm x 4mm Quad Rectangular Bi-Level LED CBI** | | | | | | |
|  567-0xxx-004F | 0.125 (3.175mm) | 1.000 (25.4mm) | 0.220 (5.59mm) | Vertical 0.250 (6.35mm)<br>----------<br>Horizontal 0.250 (6.35mm) | •R-•R<br>•G-•G<br>•G-•Y<br>•Y-•G<br>•Y-•Y | Bi-Color<br>Blank Position |
| **2mm x 4mm Rectangular Quad-Level LED CBI** | | | | | | |
|  568-0x2x-xxxF | .100 (2.54mm) | 0.200 (5.08mm) | 0.291 (7.39mm) | .100 (2.54mm) | •R-•R-•R-•R<br>•G-•G-•G-•G<br>•G-•Y-•G-•Y<br>•Y-•G-•Y-•G<br>•Y-•Y-•Y-•Y | Bi-Color<br>Blank Position |
| **2mm x 5mm Rectangular LED CBI** | | | | | | |
|  566-xx06F | 0.15 (3.81mm) | 0.156 (3.96mm) | 0.3 (7.62mm) | | •R<br>•G<br>•Y<br>•O | - |
|  566-xx07F | 0.2 (5.08mm) | 0.4 (1.02mm) | .380 (9.65mm) | | •R<br>•G<br>•Y | Bi-Color |


*Dialight reserves the right to make changes at any time in order to supply the best product possible. Please reference www.dialight.com for the most current literature.*

| *Rectangular & 5MM* | | LED from PCB (a) | Housing mounts on x Pitch (b) | Front of housing to center of lead (c) | Distance between LEDs (d) | Available Colors | Additional Options |
|---|---|---|---|---|---|---|---|
| **2.5mm x 7mm Rectangular LED CBI** | | | | | | | |
|  | 561-4x01-055F | .550 (13.97mm) | .200 (5.08mm) | - | - | •R •G •Y | |
|  | 561-4x01-081F | .810 (20.57mm) | .200 (5.08mm) | - | - | •R •G •Y | |
| **5mm LED CBI** | | | | | | | |
|  | 550-xx10F | 0.12 (3.05mm) | 0.25 (6.35mm) | 0.345 | - | •G •Y •R •B | Backlight |
|  | 550-xx12F | 0.198 (5.03mm) | 0.400 (10.16mm) | 0.670 (17mm) | - | •G •Y •R •O | (DIN 41494 compatible) Reverse Polarity |
|  | 561-xx0x-xxxF | - | 0.285 (7.24mm) | - | - | •G •Y •R •O •B ◦W | Integral Resistor, 5V<br>Low Current<br>Bi-Color<br>Super Bright/Water Clear<br>Super Bright/Diffused<br>Non-Tinted/Non-Diffused |
|  | 550-xx04F | 0.230 (5.84mm) | 0.250 (6.35mm) | - | - | •G •Y •R •O •B | Integral Resistor, 5V<br>Low Current<br>Bi-Color |
|  | 550-xx05F | 0.118 (3.00mm) | 0.250 (6.35mm) | 0.205 (5.21mm) | - | •G •Y •R •O •B | Integral Resistor, 5V<br>Low Current<br>Bi-Color |
|  | 550-xx07F | 0.118 (3.00mm) | 0.250 (6.35mm) | 0.205 (5.21mm) | - | •G •Y •R •O •B | Integral Resistor, 5V<br>Low Current<br>Bi-Color |
|  | 550-xx08F | 0.250 (6.35mm) | 0.250 (6.35mm) | 0.205 (5.21mm) | - | •G •Y •R •O •B | Integral Resistor, 5V<br>Low Current<br>Bi-Color |


*Dialight reserves the right to make changes at any time in order to supply the best product possible. Please reference www.dialight.com for the most current literature.*

| 5MM | LED from PCB (a) | Housing mounts on x Pitch (b) | Front of housing to center of lead (c) | Distance between LEDs (d) | Available Colors | Additional Options |
|---|---|---|---|---|---|---|
| **5mm 3-Leaded Bi-Color LED CBI** | | | | | | |
|  | 550-3x05F | 0.141 (3.58mm) | 0.300 (7.62mm) | 0.19 (4.83mm) | •R/•G •Y/•G | Bi-Color |
|  | 550-3x09F | 0.15 (3.81mm) | 0.3 (7.62mm) | 0.285 (7.24mm) | •R/•G •Y/•G | Bi-Color |
| **5mm 3-Leaded Bi-Color LED CBI, Offset Cathode** | | | | | | |
|  | 550-3x07F | 0.118 (3.00mm) | 0.25 (6.35mm) | 0.205 (5.21mm) | •R/•G •Y/•G | Bi-Color |
| **5mm Dual LED CBI** | | | | | | |
| | 550-xx07-002F | 0.118 (3.00mm) | 0.50 (12.7mm) | .205 (5.21mm) | •G •Y •R •O | Integral Resistor, 5V Low Current Bi-Color |
| **5mm Tri-Block LED CBI** | | | | | | |
| | 550-xx05-003F | 0.118 (3.00mm) | .75 (19.05mm) | .205 (5.21mm) | •G •Y •R •O | - |


*Dialight reserves the right to make changes at any time in order to supply the best product possible. Please reference www.dialight.com for the most current literature.*

| 5MM | | LED from PCB (a) | Housing mounts on x Pitch (b) | Front of housing to center of lead (c) | Distance between LEDs (d) | Available Colors | Additional Options |
|---|---|---|---|---|---|---|---|
| **5mm Quad LED CBI** | | | | | | | |
|  | 550-xx04-004F | 0.23 (5.84mm) | 1.00 (25.4mm) | - | 0.25 (6.35mm) | •G<br>•Y<br>•R<br>•O | Integral Resistor, 5V<br>Low Current<br>Bi-Color |
| | 550-xx05-004F | 0.118 (3.00mm) | 1.00 (25.4mm) | .205 (5.21mm) | 0.25 (6.35mm) | •G<br>•Y<br>•R<br>•O | Integral Resistor, 5V<br>Low Current<br>Bi-Color |
|  | 550-xx07-004F | 0.118 (3.00mm) | 1.00 (25.4mm) | .205 (5.21mm) | 0.25 (6.35mm) | •G<br>•Y<br>•R<br>•O | Integral Resistor, 5V<br>Low Current<br>High Efficiency<br>Tinted/Non-Diffused<br>Super Bright/Diffused<br>Super Bright/Water Clear<br>Non-Tinted/Non-Diffused<br>Bi-Color |
| **5mm Bi-Level LED CBI** | | | | | | | |
|  | 552-0xxxF | 0.125 (3.18mm) | 0.25 (6.35mm) | 0.22 (5.59mm) | 0.25 (6.36mm) | •G<br>•Y<br>•R<br>•O | Integral Resistor, 5, 12V<br>Low Current<br>Bi-Color |
|  | 552-35xxF | 0.125 (3.18mm) | 0.3 (7.62mm) | 0.32 (8.13mm) | 0.25 (6.35mm) | •R/•G<br>•Y/•G | Integral Resistor, 5V<br>Low Current<br>High Efficiency<br>Tinted/Non-Diffused<br>Super Bright/Diffused<br>Super Bright/Water Clear<br>Non-Tinted/Non-Diffused<br>Bi-Color |
| | 552-22xx-100F | 0.125 (3.18mm) | 0.25 (6.35mm) | 0.345 (8.76mm) | 0.25 (6.35mm) | •R-•R<br>•G-•G<br>•G-•Y<br>•Y-•G<br>•Y-•Y | Integral Resistor, 5V<br>Low Current<br>High Efficiency<br>Tinted/Non-Diffused<br>Super Bright/Diffused<br>Super Bright/Water Clear<br>Non-Tinted/Non-Diffused<br>Bi-Color<br>Backlight |

Dialight





www.dialight.com

© 2009 Dialight Corp. All Rights Reserved

***CBI Selector Guide Ver 2***

# Full Part Number INDEX

| Section - 2mm | |
|---|---|
| Part Number | Description |

| Section - 3mm | |
|---|---|
| Part Number | Description |

# Full Part Number INDEX

| Section - 2mm | |
|---|---|
| Part Number | Description |
| | |

| Section - 3mm | |
|---|---|
| Part Number | Description |
| | |

# Full Part Number INDEX

| Section - 2mm | |
|---|---|
| Part Number | Description |

| Section - 3mm | |
|---|---|
| Part Number | Description |

# Full C Drawing INDEX

| Section - 2mm | |
|---|---|
| Drawing # | Description |
| | |

| Section - 3mm | |
|---|---|
| Part Number | Description |
| | |

Компания «ЭлектроПласт» предлагает заключение долгосрочных отношений при поставках импортных электронных компонентов на взаимовыгодных условиях!

Наши преимущества:

- Оперативные поставки широкого спектра электронных компонентов отечественного и импортного производства напрямую от производителей и с крупнейших мировых складов;
- Поставка более 17-ти миллионов наименований электронных компонентов;
- Поставка сложных, дефицитных, либо снятых с производства позиций;
- Оперативные сроки поставки под заказ (от 5 рабочих дней);
- Экспресс доставка в любую точку России;
- Техническая поддержка проекта, помощь в подборе аналогов, поставка прототипов;
- Система менеджмента качества сертифицирована по Международному стандарту ISO 9001;
- Лицензия ФСБ на осуществление работ с использованием сведений, составляющих государственную тайну;
- Поставка специализированных компонентов (Xilinx, Altera, Analog Devices, Intersil, Interpoint, Microsemi, Aeroflex, Peregrine, Syfer, Eurofarad, Texas Instrument, Miteq, Cobham, E2V, MA-COM, Hittite, Mini-Circuits,General Dynamics и др.);

Помимо этого, одним из направлений компании «ЭлектроПласт» является направление «Источники питания». Мы предлагаем Вам помощь Конструкторского отдела:

- Подбор оптимального решения, техническое обоснование при выборе компонента;
- Подбор аналогов;
- Консультации по применению компонента;
- Поставка образцов и прототипов;
- Техническая поддержка проекта;
- Защита от снятия компонента с производства.

**Как с нами связаться**

**Телефон:** 8 (812) 309 58 32 (многоканальный)
**Факс:** 8 (812) 320-02-42
**Электронная почта:** org@eplast1.ru
**Адрес:** 198099, г. Санкт-Петербург, ул. Калинина, дом 2, корпус 4, литера А.