



Main

| | |
|-------------------------------|--|
| Range of product | OsiSense XX |
| Sensor type | Ultrasonic sensor |
| Series name | General purpose |
| Sensor name | XX9 |
| Sensor design | Cylindrical M30 |
| Detection system | Diffuse |
| [Sn] nominal sensing distance | 3.28 ft (1 m) adjustable with remote teach push-button |
| Material | Plastic |
| Type of output signal | Analogue |
| Wiring technique | 4-wire |
| Analogue output function | 0...10 V |
| [Us] rated supply voltage | 15...24 V DC with reverse polarity protection |
| Electrical connection | Male connector M12 4 pins |
| [Sd] sensing range | 0.33...3.28 ft (0.1...1 m) |
| Beam angle | 7 ° |
| IP degree of protection | IP67 conforming to IEC 60529 |

Complementary

| | |
|---|---|
| Enclosure material | Valox |
| Front material | Epoxy |
| Thread type | M30 x 1.5 |
| Supply voltage limits | 10...28 V DC |
| [Sa] assured operating distance | 0.33...3.28 ft (0.1...1 m) (teach mode) |
| Blind zone | 0...3.94 in (0...100 mm) |
| Transmission frequency | 180 kHz |
| Repeat accuracy | 0.9 % |
| Deviation angle from 90° of object to be detected | -5...5 ° |
| Minimum size of detected object | Cylinder diameter 50.8 mm at 3.28 ft (1 m) |
| Status LED | 1 LED (dual colour) setting-up assistance 1 LED (green) supply on 1 LED (yellow) output state |
| Current consumption | 60 mA |
| Maximum switching capacity | 2 kOhm overload and short-circuit protection |
| Setting-up | Slope selection using teach button |
| Delay first up | 1200 ms |
| Delay response | 250 ms |
| Delay recovery | 250 ms |
| Marking | CE |
| Threaded length | 1.46 in (37 mm) |
| Height | 3.78 in (96 mm) |
| Width | 1.18 in (30 mm) |
| Product weight | 0.2 lb(US) (0.09 kg) |

Environment

| | |
|---------------------------------------|-------------------------|
| standards | IEC 60947-5-2 |
| product certifications | CCSAus UL |
| ambient air temperature for operation | 32...158 °F (0...70 °C) |

The information provided in this documentation contains general descriptions and/or technical characteristics of the performance of the products contained herein. This documentation is not intended as a substitute for and is not to be used for determining suitability or reliability of these products for specific user applications. It is the duty of any such user or integrator to perform the appropriate and complete risk analysis, evaluation and testing of the products with respect to the relevant specific application or use thereof. Neither Schneider Electric Industries SAS nor any of its affiliates or subsidiaries shall be responsible or liable for misuse of the information contained herein.

| | |
|---------------------------------------|--|
| ambient air temperature for storage | -40...176 °F (-40...80 °C) |
| vibration resistance | +/-1 mm conforming to IEC 60068-2-6 10...55 Hz |
| shock resistance | 30 gn in all 3 axes 11 ms conforming to IEC 60068-2-27 |
| resistance to electrostatic discharge | 8 kV level 4 conforming to IEC 61000-4-2 |
| resistance to electromagnetic fields | 9.14 V/yd (10 V/m) level 3 conforming to IEC 61000-4-3 |
| resistance to fast transients | 1 kV level 3 conforming to IEC 61000-4-4 |

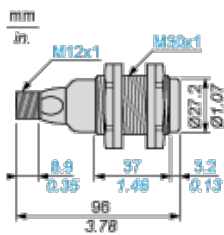
Offer Sustainability

| | |
|--|--|
| Not Green Premium product | Not Green Premium product |
| Compliant - since 1140 - Schneider Electric declaration of conformity | Compliant - since 1140 - Schneider Electric declaration of conformity |
| Reference contains SVHC above the threshold - go to CaP for more details | Reference contains SVHC above the threshold |
| Available | Available |
| WARNING: This product can expose you to chemicals including: | WARNING: This product can expose you to chemicals including: |
| Diisononyl phthalate (DINP), which is known to the State of California to cause cancer, and | Diisononyl phthalate (DINP), which is known to the State of California to cause cancer, and |
| Di-isodecyl phthalate (DIDP), which is known to the State of California to cause birth defects or other reproductive harm. | Di-isodecyl phthalate (DIDP), which is known to the State of California to cause birth defects or other reproductive harm. |
| For more information go to www.p65warnings.ca.gov | For more information go to www.p65warnings.ca.gov |

Contractual warranty

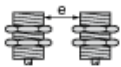
| | |
|-----------------|-----------|
| Warranty period | 18 months |
|-----------------|-----------|

Dimensions



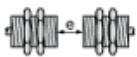
Minimum Mounting Distances

Side by side



e : respect the distances indicated on the detection curves

Face to face



e > 4 x Sn

Wiring Diagram

4-Wire Type

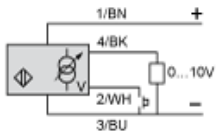


(1) (+)

(2) Return signal or teach

(3) (-)

(4) Output signal



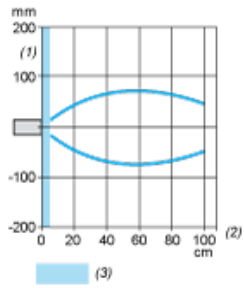
BN Brown

WH White

BU Blue

BK Black

Curves



(1) Parallel movement

(2) Distance

(3) Blind zone for diffuse sensors.



Компания «ЭлектроПласт» предлагает заключение долгосрочных отношений при поставках импортных электронных компонентов на взаимовыгодных условиях!

Наши преимущества:

- Оперативные поставки широкого спектра электронных компонентов отечественного и импортного производства напрямую от производителей и с крупнейших мировых складов;
- Поставка более 17-ти миллионов наименований электронных компонентов;
- Поставка сложных, дефицитных, либо снятых с производства позиций;
- Оперативные сроки поставки под заказ (от 5 рабочих дней);
- Экспресс доставка в любую точку России;
- Техническая поддержка проекта, помощь в подборе аналогов, поставка прототипов;
- Система менеджмента качества сертифицирована по Международному стандарту ISO 9001;
- Лицензия ФСБ на осуществление работ с использованием сведений, составляющих государственную тайну;
- Поставка специализированных компонентов (Xilinx, Altera, Analog Devices, Intersil, Interpoint, Microsemi, Aeroflex, Peregrine, Syfer, Eurofarad, Texas Instrument, Miteq, Cobham, E2V, MA-COM, Hittite, Mini-Circuits, General Dynamics и др.);

Помимо этого, одним из направлений компании «ЭлектроПласт» является направление «Источники питания». Мы предлагаем Вам помощь Конструкторского отдела:

- Подбор оптимального решения, техническое обоснование при выборе компонента;
- Подбор аналогов;
- Консультации по применению компонента;
- Поставка образцов и прототипов;
- Техническая поддержка проекта;
- Защита от снятия компонента с производства.



Как с нами связаться

Телефон: 8 (812) 309 58 32 (многоканальный)

Факс: 8 (812) 320-02-42

Электронная почта: org@eplast1.ru

Адрес: 198099, г. Санкт-Петербург, ул. Калинина, дом 2, корпус 4, литера А.