


SIL10E Series

3.0 Vin - 5.5 Vin

Total Power: 49.9 Watts
Input Voltage: 3.0-5.5 Vdc
of Outputs: Single



Special Features

- 10 A Current rating
- Input voltage range: 3 Vdc to 5.5 Vdc
- Output voltage range: 0.8 Vdc to 3.63 Vdc
- Ultra high efficiency: 96% @ 5 Vin and 3.3 Vout
- Extremely low internal power dissipation
- Minimal thermal design concerns
- Designed in reliability: MTBF of 7,000,000 hours per Telcordia SR-332
- Ideal solution where board space is at a premium or tighter card pitch is required
- Industry standard footprint and pin out
- Available RoHS compliant
- 2 year warranty

Safety

- UL/cUL CAN/CSA 22.2 No. 60950-1-03/UL 60950-1, File No. E186249
- TÜV Product Service (EN60950) Certificate No. B 08 05 51485 378
- CB report and certificate to IEC60950, Certificate No. DE3-51686M1

Electrical Specifications

Input		
Input voltage range:		3.0-5.5 Vdc
Input current:	No load	70 mA
Input current (max.):		8 A max. @ Io max. and Vout = 3.3 V
Input reflected ripple:		65 mA rms
Remote ON/OFF:		(See Note 2)
Start-up time:		20 ms
Output		
Voltage adjustability: (See Note 1)	Fixed output versions 5 Vin with wide trim 3.3 Vin with wide trim	±10% 0.8 - 3.63 Vdc 0.8 - 2.75 Vdc
Setpoint accuracy:		±0.4% typ.
Line regulation:		±0.2% typ.
Load regulation:		±1.0% typ.
Minimum load:		0 A
Overshoot/Undershoot:		None
Ripple and noise:		50 mV pk-pk 25 mV rms max.
Temperature co-efficient:		±0.01%/°C
Transient response:		50 mV max. deviation 50µs recovery to within ±1.0%
Remote sense:		10% Vo compensation

All specifications are typical at nominal input, full load at 25 °C unless otherwise stated.



EMC Characteristics

Electrostatic discharge:	EN61000-4-2, IEC801-2
Conducted immunity:	EN61000-4-6
Radiated immunity:	EN61000-4-3

General Specifications

Efficiency:		See table
Insulation voltage:		Non-isolated
Switching frequency:	Fixed	300 kHz typ.
Approvals and standards:		EN60950 UL/cUL60950
Material flammability:		UL94V-0
Dimensions	(L x W x H)	50.8 x 7.8 x 12.7 mm 2.0 x 0.31 x 0.5 inches
Pin length:	(Vertical)	0.135 ± 0.02 in (3.43 ± 0.5 mm)
Weight:		5 g (0.18 oz)
MTBF:	Telcordia SR-332 MIL-HDBK-217F	7,042,000 hours 680,000 hours

Environmental Specifications

Thermal performance: (See Note 3)	Operating ambient temperature	-40° C to +100 °C
	Non-operating	-40 °C to +125 °C

Protection

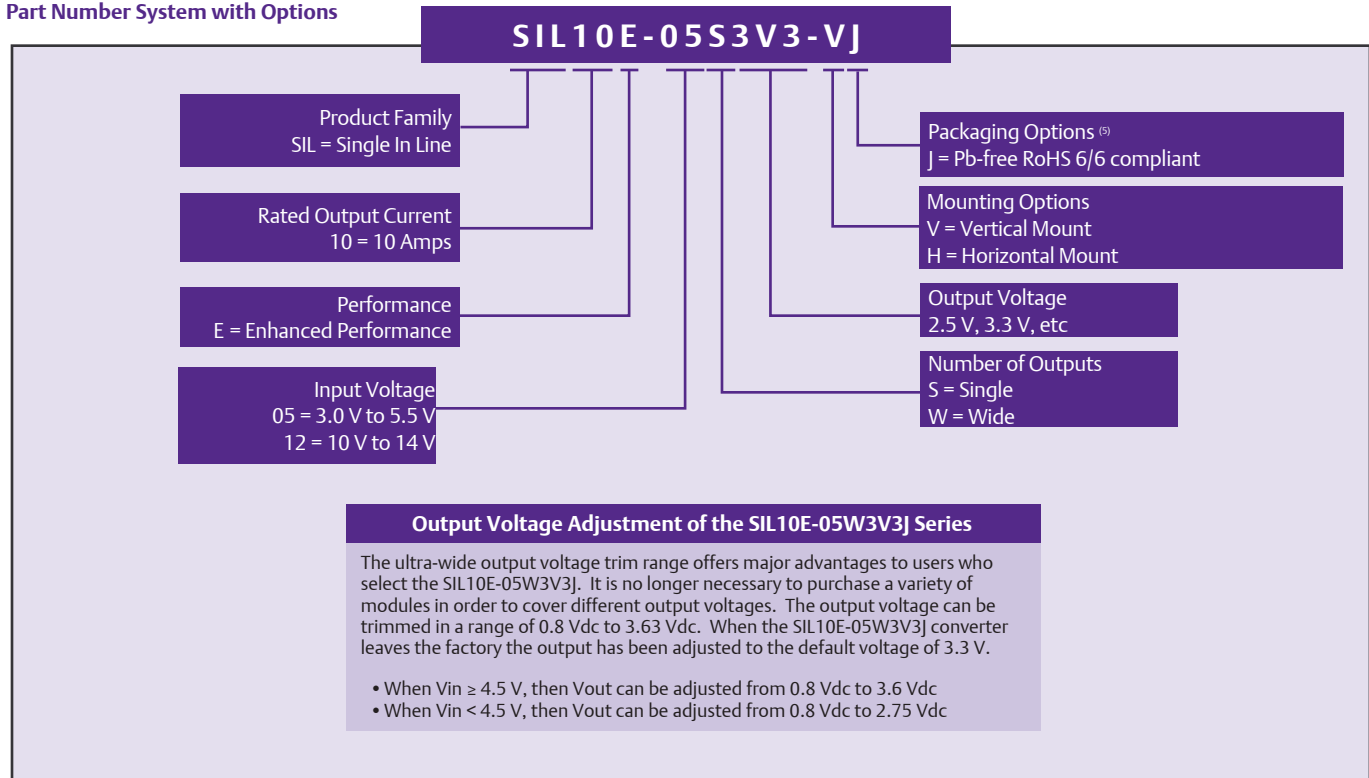
Short circuit:	Continuous
Thermal:	Automatic recovery

Ordering Information

All specifications are typical at nominal input, full load at 25 °C unless otherwise stated.

Ordering Information								
Output Power (Max.)	Input Voltage	Output Voltage	Output Currents		Efficiency (typ.)	Regulation		Model Numbers ^(4, 5, 6)
			Min	Max		Line	Load	
8.8 W	3.0 - 5.5 Vdc	0.8 V	0 A	10 A	83%	±0.2%	±1.5%	SIL10E-05S0V8-VJ
11 W	3.0 - 5.5 Vdc	1 V	0 A	10 A	86%	±0.2%	±1.5%	SIL10E-05S1V0-VJ
13.2 W	3.0 - 5.5 Vdc	1.2 V	0 A	10 A	88%	±0.2%	±1.0%	SIL10E-05S1V2-VJ
16.5 W	3.0 - 5.5 Vdc	1.5 V	0 A	10 A	90%	±0.2%	±1.0%	SIL10E-05S1V5-VJ
19.8 W	3.0 - 5.5 Vdc	1.8 V	0 A	10 A	92%	±0.2%	±1.0%	SIL10E-05S1V8-VJ
22 W	3.0 - 5.5 Vdc	2 V	0 A	10 A	93%	±0.2%	±1.0%	SIL10E-05S2V0-VJ
27.5 W	3.0 - 5.5 Vdc	2.5 V	0 A	10 A	94%	±0.2%	±1.0%	SIL10E-05S2V5-VJ
36.3 W	4.5 - 5.5 Vdc	3.3 V	0 A	10 A	95%	±0.2%	±1.0%	SIL10E-05S3V3-VJ
36.3 W	4.5 - 5.5 Vdc	0.8 - 3.63 V	0 A	10 A	95%	±0.2%	±1.0%	SIL10E-05W3V3-VJ

Part Number System with Options



Notes

- 1 When $V_{in} \geq 4.5$ V, then V_{out} can be adjusted from 0.8 V to 3.6 V. When $V_{in} < 4.5$ V, then V_{out} can be adjusted from 0.8 V to 2.75 V.
- 2 The SIL10E features a 'Negative Logic' Remote ON/OFF operation. If you are not using the Remote ON/OFF pin, leave the pin open (the converter will be on). The Remote ON/OFF pin is referenced to ground.

The following conditions apply for the SIL10E:

Configuration

- Remote pin open circuit
- Remote pin pulled low
- Remote pin pulled high [$V_{on/off} > 1.2$ V]

Converter Operation

- Unit is ON
- Unit is ON
- Unit is OFF

Notes Continued

- 3 Full derating curves available in both the Longform Datasheet and Application Note 136.
- 4 For certain applications that use low ESR capacitors on the output of the converter and to insure maximum converter stability, please add the suffix '02' to the model, e.g. SIL10E-05S2V5-V02J.
- 5 TSE RoHS 5/6 (non Pb-free) compliant versions may be available on special request, please contact your local sales representative for details.
- 6 NOTICE: Some models do not support all options. Please contact your local Emerson Network Power representative or use the on-line model number search tool at <http://www.PowerConversion.com> to find a suitable alternative.

Mechanical Drawings

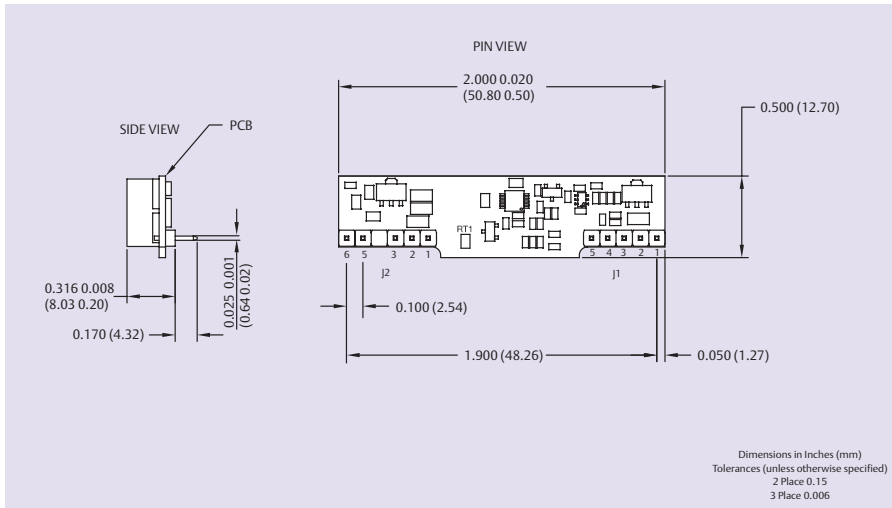


Figure 1: Horizontal Mount Version

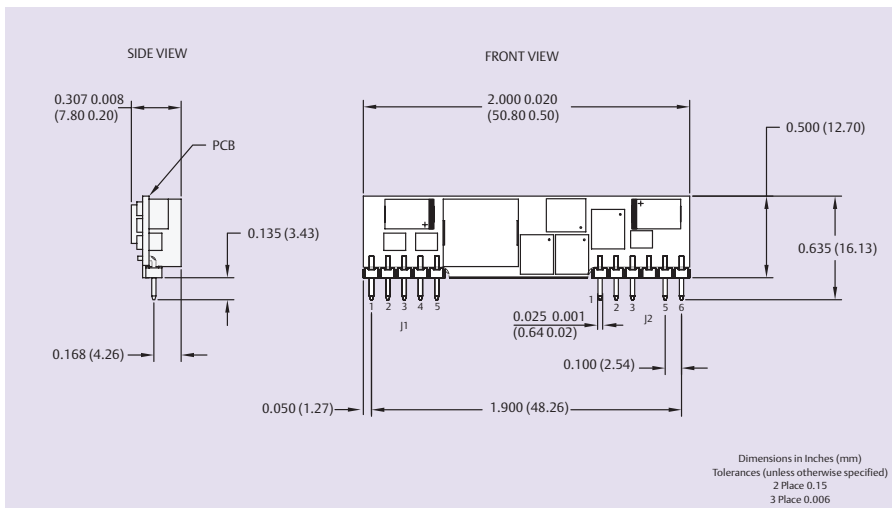


Figure 2: Vertical Mount Version

Input Pin Connections	
J1	
Pin 1	+Vout
Pin 2	+Vout
Pin 3	Remote Sense (+)
Pin 4	+Vout
Pin 5	Ground

Input Pin Connections	
J2	
Pin 1	Ground
Pin 2	+Vin
Pin 3	+Vin
Pin 4	No Pin
Pin 5	Trim
Pin 6	Remote ON/OFF

Americas

5810 Van Allen Way
Carlsbad, CA 92008
USA
Telephone: +1 760 930 4600
Facsimile: +1 760 930 0698

Europe (UK)

Waterfront Business Park
Merry Hill, Dudley
West Midlands, DY5 1LX
United Kingdom
Telephone: +44 (0) 1384 842 211
Facsimile: +44 (0) 1384 843 355

Asia (HK)

14/F, Lu Plaza
2 Wing Yip Street
Kwun Tong, Kowloon
Hong Kong
Telephone: +852 2176 3333
Facsimile: +852 2176 3888

For global contact, visit:

www.PowerConversion.com
techsupport.embeddedpower@emerson.com

While every precaution has been taken to ensure accuracy and completeness in this literature, Emerson Network Power assumes no responsibility, and disclaims all liability for damages resulting from use of this information or for any errors or omissions.

Emerson Network Power.
The global leader in enabling business-critical continuity.

- AC Power
- Connectivity
- DC Power
- Embedded Computing
- Embedded Power
- Monitoring
- Outside Plant
- Power Switching & Controls
- Precision Cooling
- Racks & Integrated Cabinets
- Services
- Surge Protection

EmersonNetworkPower.com

Emerson Network Power and the Emerson Network Power logo are trademarks and service marks of Emerson Electric Co. ©2008 Emerson Electric Co.



Компания «ЭлектроПласт» предлагает заключение долгосрочных отношений при поставках импортных электронных компонентов на взаимовыгодных условиях!

Наши преимущества:

- Оперативные поставки широкого спектра электронных компонентов отечественного и импортного производства напрямую от производителей и с крупнейших мировых складов;
- Поставка более 17-ти миллионов наименований электронных компонентов;
- Поставка сложных, дефицитных, либо снятых с производства позиций;
- Оперативные сроки поставки под заказ (от 5 рабочих дней);
- Экспресс доставка в любую точку России;
- Техническая поддержка проекта, помощь в подборе аналогов, поставка прототипов;
- Система менеджмента качества сертифицирована по Международному стандарту ISO 9001;
- Лицензия ФСБ на осуществление работ с использованием сведений, составляющих государственную тайну;
- Поставка специализированных компонентов (Xilinx, Altera, Analog Devices, Intersil, Interpoint, Microsemi, Aeroflex, Peregrine, Syfer, Eurofarad, Texas Instrument, Miteq, Cobham, E2V, MA-COM, Hittite, Mini-Circuits, General Dynamics и др.);

Помимо этого, одним из направлений компании «ЭлектроПласт» является направление «Источники питания». Мы предлагаем Вам помощь Конструкторского отдела:

- Подбор оптимального решения, техническое обоснование при выборе компонента;
- Подбор аналогов;
- Консультации по применению компонента;
- Поставка образцов и прототипов;
- Техническая поддержка проекта;
- Защита от снятия компонента с производства.



Как с нами связаться

Телефон: 8 (812) 309 58 32 (многоканальный)

Факс: 8 (812) 320-02-42

Электронная почта: org@eplast1.ru

Адрес: 198099, г. Санкт-Петербург, ул. Калинина, дом 2, корпус 4, литера А.