

# KLKD SERIES 10x38 FUSES

600 Vac/dc • 1/10-30 A • Fast Acting



## Description

The KLKD fuse series is fast-acting with a high DC voltage rating. This family of Midget style fuses (10 x 38 mm) is used in solar combiner boxes and in circuits with DC fault currents up to 50,000 amperes. KLKD fuses are available in standard and board-mount configurations.

In addition, the KLKD series has been designed to meet both the UL and IEC photovoltaic fuse standards.

Littelfuse offers a wide range of ampere ratings to match specific requirements in a variety of applications.

## Features/Benefits

- Designed to UL and IEC photovoltaic specifications
- 1/10 - 30 A ratings available
- 50,000 A Interrupting Rating
- Available in ferrule or PCB mount options
- 1-5 A meets UL1741 GFDI requirements

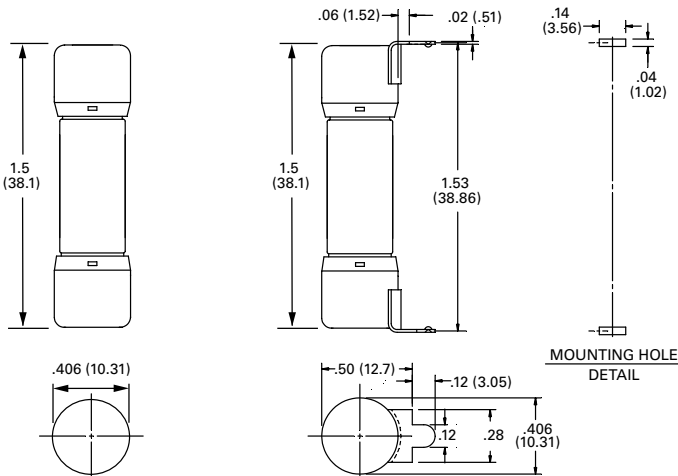
## Applications

- Combiner boxes and Inverters
- Power supplies
- Desktop meters

## Dimensions Inches (mm)

### Ferrule Version

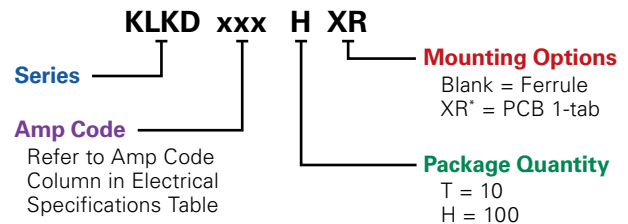
### PCB 1-Tab



## Specifications

|                               |   |
|-------------------------------|---|
| <b>Voltage Rating:</b>        | 600 Vac/Vdc   |
| <b>Ampere Rating:</b>         | 1/10, 1/8, 2/10, 1/4, 3/10, 1/2, 3/4, 1, 1 1/2, 2, 2 1/2, 3, 3 1/2, 4, 5, 6, 7, 8, 9, 10, 12, 15, 20, 25, 30  |
| <b>Interrupting Ratings:</b>  | AC: 100 kA<br>200 kA Littelfuse self-certified  |
| <b>Material:</b>              | Body: Melamine / Caps: Copper Alloy   |
| <b>Operating Temperature:</b> | See Rerating Curve  |
| <b>Approvals:</b>             | UL 2579 Listed (File: E339112)<br>IEC 60269-6 (2-25 A)<br>VDE Certified (No. 40033094)<br>UL 248-14 Listed (File: E10480)<br>CSA Certified Ferrule only (File: LR29862)<br>RoHS Compliant |
| <b>Environmental:</b>         | RoHS Compliant  |
| <b>Country of Origin:</b>     | Mexico  |

## Part Numbering System



| SERIES | AMP | PACKAGE QUANTITY | MOUNTING METHOD | CATALOG NUMBER | ORDERING NUMBER |
|--------|-----|------------------|-----------------|----------------|-----------------|
| KLKD   | 1/8 | 10               | FERRULE         | KLKD.125       | KLKD.125T       |
| KLKD   | 5   | 100              | FERRULE         | KLKD005        | KLKD005.H       |
| KLKD   | 15  | 100              | PCB 1-TAB       | KLKD015R       | KLKD015.HXR     |

\*Only available in 100 packs (H) and select ratings.

## Recommended Fuse Holders

Littelfuse LFPSM and LPSM Dead-Front Series  
 Littelfuse L60030M Open-Face Series

## Web Resources

Download CAD drawings and other technical information:  
[littelfuse.com/klkd](http://littelfuse.com/klkd)

# KLKD SERIES 10x38 FUSES

## Ordering Information

### Ferrule Version

| AMP RATING | AMP CODE | CATALOG NUMBER | ORDERING NUMBER | VOLTAGE |     | INTERRUPTING RATING (kA) |             | UPC         | WEIGHT LB (G) | AGENCY APPROVALS |     |  |
|------------|----------|----------------|-----------------|---------|-----|--------------------------|-------------|-------------|---------------|------------------|-----|--|
|            |          |                |                 | DC & AC | AC  | DC                       | UL          |             |               | VDE              | CSA |  |
| 1/10       | .100     | KLKD 1/10      | KLKD.100T       | 600     | 100 | 50                       | 07945810189 | .013 (5.90) | •             |                  | •   |  |
| 1/8        | .125     | KLKD 1/8       | KLKD.125T       | 600     | 100 | 50                       | 07945810190 | .013 (5.90) | •             |                  | •   |  |
| 2/10       | .20      | KLKD 2/10      | KLKD.200T       | 600     | 100 | 50                       | 07945810191 | .013 (5.90) | •             |                  | •   |  |
| 1/4        | .250     | KLKD 1/4       | KLKD.250T       | 600     | 100 | 50                       | 07945810192 | .013 (5.90) | •             |                  | •   |  |
| 3/10       | .300     | KLKD 3/10      | KLKD.300T       | 600     | 100 | 50                       | 07945810193 | .013 (5.90) | •             |                  | •   |  |
| 1/2        | .500     | KLKD 1/2       | KLKD.500T       | 600     | 100 | 50                       | 07945810194 | .013 (5.90) | •             |                  | •   |  |
| 3/4        | .750     | KLKD 3/4       | KLKD.750T       | 600     | 100 | 50                       | 07945810195 | .013 (5.90) | •             |                  | •   |  |
| 1          | 001      | KLKD 1         | KLKD001.T       | 600     | 100 | 50                       | 07945810196 | .013 (5.90) | •             |                  | •   |  |
| 1 1/2      | 01.5     | KLKD 1 1/2     | KLKD01.5T       | 600     | 100 | 50                       | 07945810197 | .013 (5.90) | •             |                  | •   |  |
| 2          | 002      | KLKD 2         | KLKD002.T       | 600     | 100 | 50                       | 07945810198 | .017 (7.71) | •             | •                | •   |  |
| 2 1/2      | 02.5     | KLKD 2 1/2     | KLKD02.5T       | 600     | 100 | 50                       | 07945810199 | .017 (7.71) | •             | •                | •   |  |
| 3          | 003      | KLKD 3         | KLKD003.T       | 600     | 100 | 50                       | 07945810200 | .017 (7.71) | •             | •                | •   |  |
| 3 1/2      | 03.5     | KLKD 3 1/2     | KLKD03.5T       | 600     | 100 | 50                       | 07945810214 | .017 (7.71) | •             | •                | •   |  |
| 4          | 004      | KLKD 4         | KLKD004.T       | 600     | 100 | 50                       | 07945810201 | .017 (7.71) | •             | •                | •   |  |
| 5          | 005      | KLKD 5         | KLKD005.T       | 600     | 100 | 50                       | 07945810202 | .017 (7.71) | •             | •                | •   |  |
| 6          | 006      | KLKD 6         | KLKD006.T       | 600     | 100 | 50                       | 07945810203 | .017 (7.71) | •             | •                | •   |  |
| 7          | 007      | KLKD 7         | KLKD007.T       | 600     | 100 | 50                       | 07945810204 | .017 (7.71) | •             | •                | •   |  |
| 8          | 008      | KLKD 8         | KLKD008.T       | 600     | 100 | 50                       | 07945810205 | .017 (7.71) | •             | •                | •   |  |
| 9          | 009      | KLKD 9         | KLKD009.T       | 600     | 100 | 50                       | 07945810215 | .017 (7.71) | •             | •                | •   |  |
| 10         | 010      | KLKD 10        | KLKD010.T       | 600     | 100 | 50                       | 07945810206 | .017 (7.71) | •             | •                | •   |  |
| 12         | 012      | KLKD 12        | KLKD012.T       | 600     | 100 | 50                       | 07945810207 | .017 (7.71) | •             | •                | •   |  |
| 15         | 015      | KLKD 15        | KLKD015.T       | 600     | 100 | 50                       | 07945810208 | .017 (7.71) | •             | •                | •   |  |
| 20         | 020      | KLKD 20        | KLKD020.T       | 600     | 100 | 50                       | 07945810209 | .017 (7.71) | •             | •                | •   |  |
| 25         | 025      | KLKD 25        | KLKD025.T       | 600     | 100 | 50                       | 07945810210 | .017 (7.71) | •             | •                | •   |  |
| 30         | 030      | KLKD 30        | KLKD030.T       | 600     | 100 | 50                       | 07945810211 | .017 (7.71) | •             |                  | •   |  |

### PCB 1-Tab Version

| AMP RATING | AMP CODE | CATALOG NUMBER | ORDERING NUMBER | VOLTAGE RATING |     | INTERRUPTING RATING (kA) |             | UPC | APPROVALS |   |
|------------|----------|----------------|-----------------|----------------|-----|--------------------------|-------------|-----|-----------|---|
|            |          |                |                 | DC & AC        | AC  | DC                       | UL          |     | CE        |   |
| 1/10       | .100     | KLKD 1/10-R    | KLKD.100HXR     | 600            | 100 | 50                       | 07945814857 |     | •         | • |
| 1/2        | .500     | KLKD 1/2-R     | KLKD.500HXR     | 600            | 100 | 50                       | 07945814858 |     | •         | • |
| 1          | 001      | KLKD 1-R       | KLKD001.HXR     | 600            | 100 | 50                       | 07945812133 |     | •         | • |
| 2          | 002      | KLKD 2-R       | KLKD002.HXR     | 600            | 100 | 50                       | 07945894349 |     | •         | • |
| 3          | 003      | KLKD 3-R       | KLKD003.HXR     | 600            | 100 | 50                       | 07945818991 |     | •         | • |
| 4          | 004      | KLKD 4-R       | KLKD004.HXR     | 600            | 100 | 50                       | 07945811495 |     | •         | • |
| 5          | 005      | KLKD 5-R       | KLKD005.HXR     | 600            | 100 | 50                       | 07945814859 |     | •         | • |
| 6          | 006      | KLKD 6-R       | KLKD006.HXR     | 600            | 100 | 50                       | 07945894350 |     | •         | • |
| 8          | 008      | KLKD 8-R       | KLKD008.HXR     | 600            | 100 | 50                       | 07945894351 |     | •         | • |
| 10         | 010      | KLKD 10-R      | KLKD010.HXR     | 600            | 100 | 50                       | 07945814860 |     | •         | • |
| 12         | 012      | KLKD 12-R      | KLKD012.HXR     | 600            | 100 | 50                       | 07945894352 |     | •         | • |
| 15         | 015      | KLKD 15-R      | KLKD015.HXR     | 600            | 100 | 50                       | 07945894353 |     | •         | • |
| 20         | 020      | KLKD 20-R      | KLKD020.HXR     | 600            | 100 | 50                       | 07945894354 |     | •         | • |
| 25         | 025      | KLKD 25-R      | KLKD025.HXR     | 600            | 100 | 50                       | 07945894355 |     | •         | • |
| 30         | 030      | KLKD 30-R      | KLKD030.HXR     | 600            | 100 | 50                       | 07945894356 |     | •         | • |

# KLKD SERIES 10x38 FUSES

## Electrical Specifications

| AMP RATING | CATALOG NUMBER | NOM COLD RESISTANCE (ohm) | AVERAGE MELT TIME | AVERAGE MELTING I <sup>2</sup> t | WATTS LOSS AT 100% RATED CURRENT (W) | WATTS LOSS AT 80% RATED CURRENT (W) | AVERAGE CLEARING TIME | TOTAL CLEARING I <sup>2</sup> t (A <sup>2</sup> s) 20 kA | TOTAL CLEARING I <sup>2</sup> t (A <sup>2</sup> s) 100 kA |
|------------|----------------|---------------------------|-------------------|----------------------------------|--------------------------------------|-------------------------------------|-----------------------|--|---|
| 1/10       | KLKD 1/10      | 85.5                      | –                 | –                                | 0.780                                | 0.505                               | 0.000047              | 0.019  | –   |
| 1/8        | KLKD 1/8       | 65                        | –                 | –                                | 0.975                                | 0.659                               | 0.000050              | 0.010  | –   |
| 2/10       | KLKD 2/10      | 30.9                      | –                 | –                                | 1.213                                | 0.773                               | 0.000073              | 0.032  | –   |
| 1/4        | KLKD 1/4       | 22                        | –                 | –                                | 1.364                                | 0.870                               | –                     | –  | –   |
| 3/10       | KLKD 3/10      | 16.2                      | –                 | –                                | 1.519                                | 0.960                               | 0.000101              | 0.067  | –   |
| 1/2        | KLKD 1/2       | 8.16                      | –                 | –                                | 1.961                                | 1.237                               | 0.000141              | 0.197  | –   |
| 3/4        | KLKD 3/4       | 0.402                     | 0.000063          | 0.234                            | 0.361                                | 0.199                               | 0.000170              | 0.753  | –   |
| 1          | KLKD 1         | 0.252                     | 0.000094          | 0.678                            | 0.388                                | 0.273                               | 0.000247              | 1.827  | 0.008   |
| 1 1/2      | KLKD 1 1/2     | 0.134                     | 0.000153          | 2.890                            | 0.409                                | 0.229                               | 0.000828              | 13.956   | 280   |
| 2          | KLKD 2         | 0.124                     | 0.000145          | 2.379                            | 0.823                                | 0.606                               | 0.000291              | 3.919  | 0.012   |
| 2 1/2      | KLKD 2 1/2     | 0.0989                    | 0.000186          | 5.142                            | 0.912                                | 0.618                               | 0.000387              | 8.877  | –   |
| 3          | KLKD 3         | 0.0773                    | 0.000211          | 7.821                            | 0.957                                | 0.654                               | 0.000449              | 14.835   | –   |
| 3 1/2      | KLKD 3 1/2     | 0.0613                    | 0.000249          | 12.417                           | 1.12                                 | 0.826                               | 0.000471              | 21.048   | –   |
| 4          | KLKD 4         | 0.0511                    | 0.000284          | 18.945                           | 1.367                                | 0.891                               | 0.000507              | 30.76  | 0.019   |
| 5          | KLKD 5         | 0.0363                    | 0.000347          | 34.163                           | 1.4                                  | 0.938                               | 0.000607              | 56.514   | 0.024   |
| 6          | KLKD 6         | 0.0261                    | 0.000423          | 62.951                           | 1.516                                | 0.998                               | 0.000735              | 96.824   | 0.035   |
| 7          | KLKD 7         | 0.0205                    | 0.000505          | 105.143                          | 1.577                                | 1.066                               | 0.000898              | 168.578  | 0.087   |
| 8          | KLKD 8         | 0.0194                    | 0.000541          | 130.266                          | 1.824                                | 1.205                               | 0.000945              | 210.595  | 0.656   |
| 9          | KLKD 9         | 0.0166                    | 0.000587          | 164.221                          | 2.208                                | 1.428                               | 0.000992              | 266.633  | –   |
| 10         | KLKD 10        | 0.0128                    | 0.000701          | 278.390                          | 1.893                                | 1.3                                 | 0.001200              | 454.628  | 211.667   |
| 12         | KLKD 12        | 0.0103                    | 0.000822          | 445.010                          | 2.296                                | 1.584                               | 0.001455              | 744.775  | 440   |
| 15         | KLKD 15        | 0.00782                   | 0.000544          | 137.333                          | 2.045                                | 1.57                                | 0.001721              | 351.24   | –   |
| 20         | KLKD 20        | 0.0045                    | 0.000826          | 462.056                          | 2.133                                | 1.593                               | 0.006144              | 1151.185   | 2120  |
| 25         | KLKD 25        | 0.003532                  | 0.001007          | 834.529                          | 2.55                                 | 1.933                               | 0.002085              | 1744.033   | 2085  |
| 30         | KLKD 30        | 0.002776                  | 0.001207          | 1409                             | 3.701                                | 1.983                               | 0.002266              | 2757   | 3220  |

Note: Test Circuit 600 Vac / 20 kA

# KLKD SERIES 10x38 FUSES

## Current-Limiting Effects

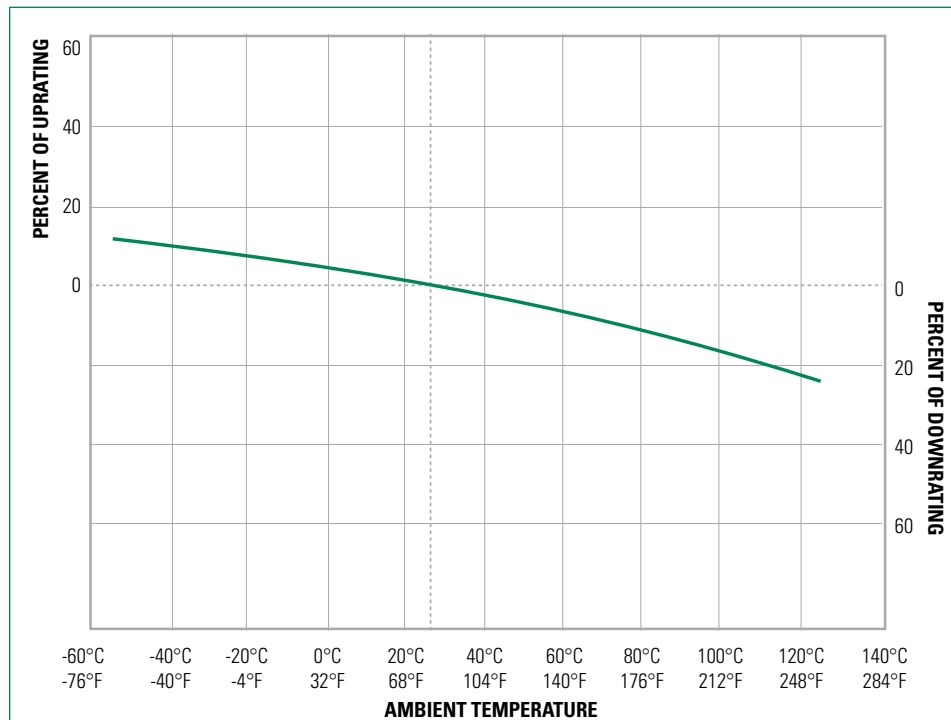
| SHORT CIRCUIT CURRENT* | APPARENT RMS SYMMETRICAL CURRENT FOR VARIOUS FUSE RATINGS |      |      |      |
|------------------------|---|------|------|------|
|                        | 1 1/2 A   | 12 A | 25 A | 30 A |
| 5,000                  | 240   | 292  | 654  | 722  |
| 10,000                 | 303   | 367  | 823  | 910  |
| 15,000                 | 347   | 420  | 943  | 1042 |
| 20,000                 | 381   | 463  | 1037 | 1147 |
| 25,000                 | 411   | 498  | 1117 | 1235 |
| 30,000                 | 437   | 530  | 1188 | 1313 |
| 35,000                 | 460   | 558  | 1250 | 1382 |
| 40,000                 | 481   | 583  | 1307 | 1445 |
| 50,000                 | 518   | 628  | 1408 | 1556 |
| 60,000                 | 550   | 667  | 1496 | 1654 |
| 80,000                 | 605   | 735  | 1647 | 1820 |
| 100,000                | 652   | 791  | 1774 | 1961 |

\*Prospective RMS Symmetrical Amperes Short-Circuit Current

## Electrical Specification – Agency Requirements

| AMPERAGE RATING | OPENING TIME (MINUTES)    |                            |                           |                            |                           |
|-----------------|---------------------------|----------------------------|---------------------------|----------------------------|---------------------------|
|                 | 100% of Amp Rating per UL | 113% of Amp Rating per IEC | 135% of Amp Rating per UL | 145% of Amp Rating per IEC | 200% of Amp Rating per UL |
| 1/10-30         | Temperature Stabilization | 60 Min                     | 60 Max                    | 60 Max                     | 4 Max                     |

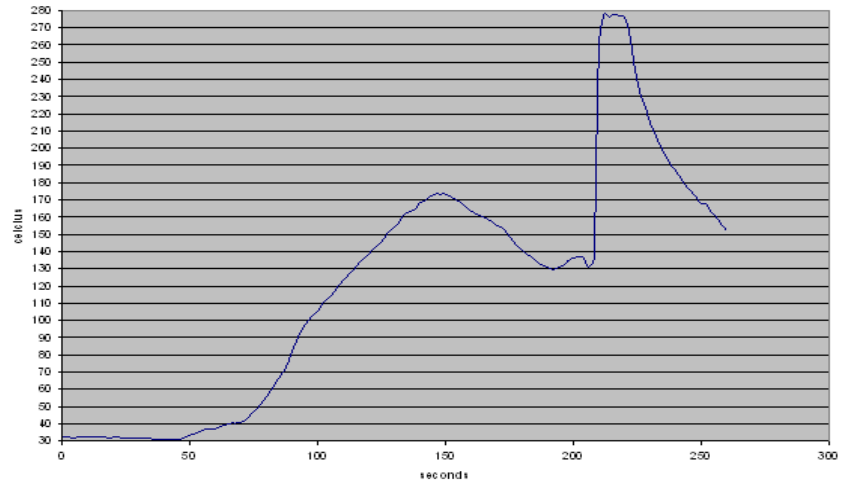
## Temperature Derating Curve (Temperature of Air Immediately Surrounding Fuse)



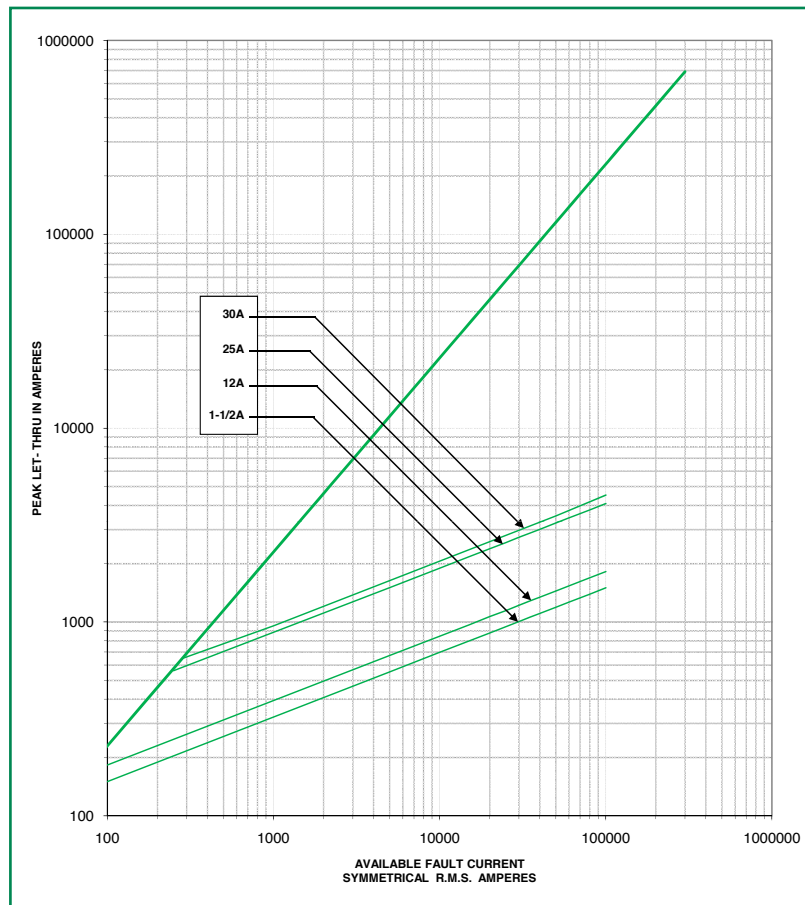
# KLKD SERIES 10x38 FUSES

## Recommended Process and Soldering Parameters

| WAVE PARAMETER         | LEAD FREE RECOMMENDATION          |
|------------------------|-----------------------------------|
| Preheat:               | (Typical Industry Recommendation) |
| Temperature Minimum:   | 130° C                            |
| Temperature Maximum:   | —                                 |
| Pre-heat time          | 75 Seconds Maximum                |
| Solder Pot Temperature | 280° C Maximum                    |
| Solder Dwell Time      | 270° C for 8 Seconds Maximum      |
| Complete Cycle Time    | 250 Seconds Maximum               |

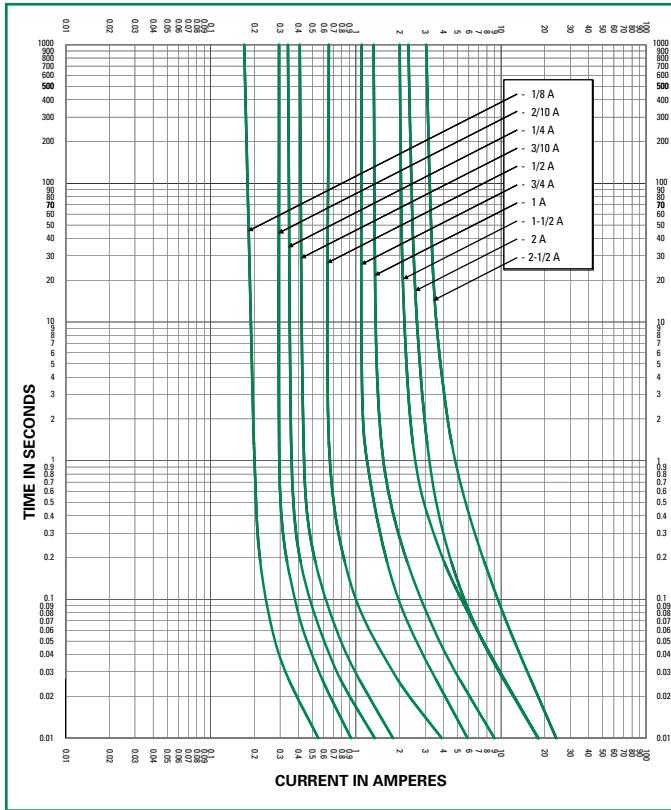


## Peak Let Thru Curve

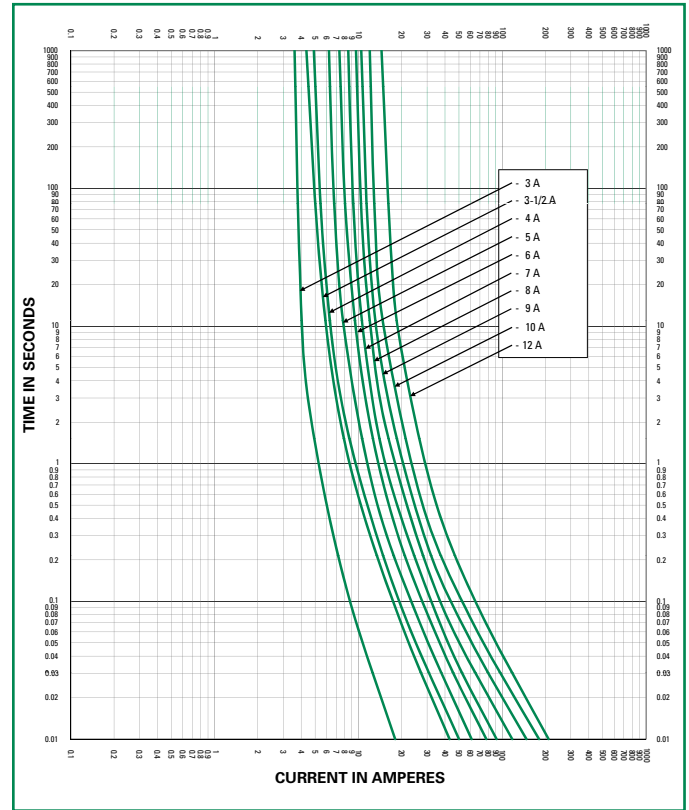


# KLKD SERIES 10x38 FUSES

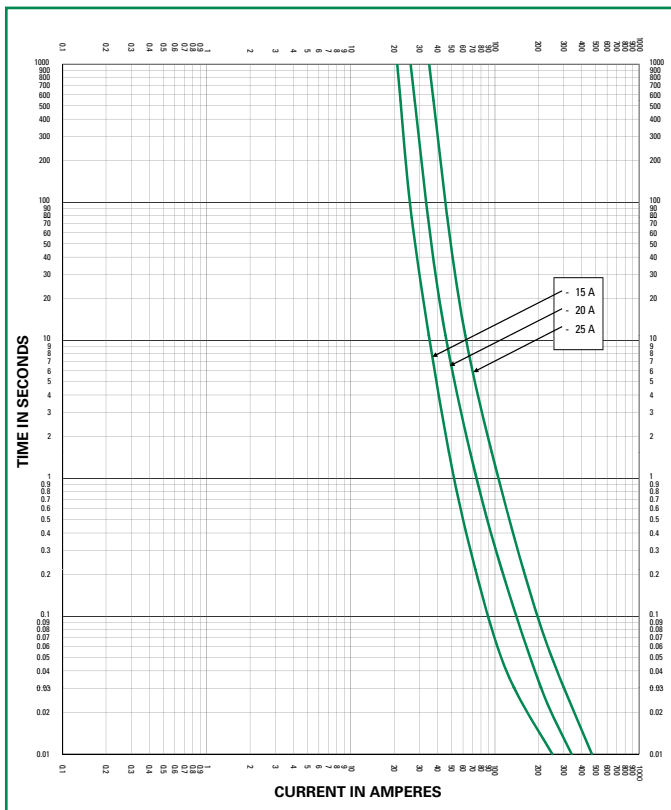
**Time Current Curve (1/8 - 2 1/2 A)**



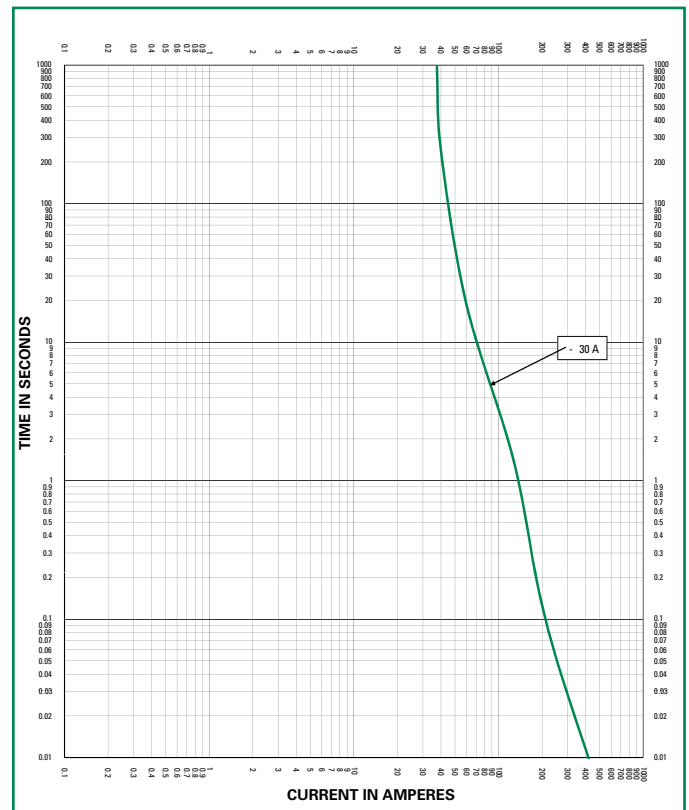
**Time Current Curve (3 - 12 A)**



**Time Current Curve (15 - 25 A)**



**Time Current Curve (30 A)**





Компания «ЭлектроПласт» предлагает заключение долгосрочных отношений при поставках импортных электронных компонентов на взаимовыгодных условиях!

Наши преимущества:

- Оперативные поставки широкого спектра электронных компонентов отечественного и импортного производства напрямую от производителей и с крупнейших мировых складов;
- Поставка более 17-ти миллионов наименований электронных компонентов;
- Поставка сложных, дефицитных, либо снятых с производства позиций;
- Оперативные сроки поставки под заказ (от 5 рабочих дней);
- Экспресс доставка в любую точку России;
- Техническая поддержка проекта, помощь в подборе аналогов, поставка прототипов;
- Система менеджмента качества сертифицирована по Международному стандарту ISO 9001;
- Лицензия ФСБ на осуществление работ с использованием сведений, составляющих государственную тайну;
- Поставка специализированных компонентов (Xilinx, Altera, Analog Devices, Intersil, Interpoint, Microsemi, Aeroflex, Peregrine, Syfer, Eurofarad, Texas Instrument, Miteq, Cobham, E2V, MA-COM, Hittite, Mini-Circuits, General Dynamics и др.);

Помимо этого, одним из направлений компании «ЭлектроПласт» является направление «Источники питания». Мы предлагаем Вам помощь Конструкторского отдела:

- Подбор оптимального решения, техническое обоснование при выборе компонента;
- Подбор аналогов;
- Консультации по применению компонента;
- Поставка образцов и прототипов;
- Техническая поддержка проекта;
- Защита от снятия компонента с производства.



#### Как с нами связаться

**Телефон:** 8 (812) 309 58 32 (многоканальный)

**Факс:** 8 (812) 320-02-42

**Электронная почта:** [org@eplast1.ru](mailto:org@eplast1.ru)

**Адрес:** 198099, г. Санкт-Петербург, ул. Калинина, дом 2, корпус 4, литера А.