

**CEDM7001****SURFACE MOUNT SILICON  
N-CHANNEL  
ENHANCEMENT-MODE  
MOSFET**
[www.centrasemi.com](http://www.centrasemi.com)


Top View Bottom View

**SOT-883L CASE****DESCRIPTION:**

The CENTRAL SEMICONDUCTOR CEDM7001 is an N-Channel Enhancement-mode silicon MOSFET, manufactured by the N-Channel DMOS Process, designed for high speed pulsed amplifier and driver applications. This MOSFET offers low  $r_{DS(ON)}$  and low threshold voltage.

**MARKING CODE: H****COMPLEMENTARY P-CHANNEL: CEDM8001****FEATURES:**

- 100mW Power Dissipation
- 0.4mm low package profile
- Low  $r_{DS(ON)}$
- Low threshold voltage
- Logic level compatible
- Small leadless surface mount package

**APPLICATIONS:**

- Load/Power switches
- DC - DC converters
- Battery powered portable equipment

**MAXIMUM RATINGS:** ( $T_A=25^\circ\text{C}$ )

Drain-Source Voltage
Gate-Source Voltage
Continuous Drain Current (Steady State)
Peak Drain Current, $t_p=10\mu\text{s}$
Power Dissipation
Operating and Storage Junction Temperature

SYMBOL		UNITS
$V_{DS}$	20	V
$V_{GS}$	10	V
$I_D$	100	mA
$I_{DM}$	200	mA
$P_D$	100	mW
$T_J, T_{stg}$	-65 to +150	$^\circ\text{C}$

**ELECTRICAL CHARACTERISTICS:** ( $T_A=25^\circ\text{C}$  unless otherwise noted)

SYMBOL	TEST CONDITIONS	MIN	TYP	MAX	UNITS
$I_{GSSF}, I_{GSSR}$	$V_{GS}=10\text{V}, V_{DS}=0$			1.0	$\mu\text{A}$
$I_{DSS}$	$V_{DS}=20\text{V}, V_{GS}=0$			1.0	$\mu\text{A}$
$BV_{DSS}$	$V_{GS}=0, I_D=100\mu\text{A}$	20			V
$V_{GS(th)}$	$V_{DS}=V_{GS}, I_D=250\mu\text{A}$	0.6		0.9	V
$r_{DS(ON)}$	$V_{GS}=4.0\text{V}, I_D=10\text{mA}$		0.9	3.0	$\Omega$
$r_{DS(ON)}$	$V_{GS}=2.5\text{V}, I_D=10\text{mA}$		1.3	4.0	$\Omega$
$r_{DS(ON)}$	$V_{GS}=1.5\text{V}, I_D=1.0\text{mA}$			15	$\Omega$
$g_{FS}$	$V_{DS}=10\text{V}, I_D=100\text{mA}$	100			mS
$C_{rss}$	$V_{DS}=3.0\text{V}, V_{GS}=0, f=1.0\text{MHz}$		4.0		pF
$C_{iss}$	$V_{DS}=3.0\text{V}, V_{GS}=0, f=1.0\text{MHz}$		9.0		pF
$C_{oss}$	$V_{DS}=3.0\text{V}, V_{GS}=0, f=1.0\text{MHz}$		9.5		pF
$Q_g(\text{tot})$	$V_{DS}=10\text{V}, V_{GS}=4.5\text{V}, I_D=100\text{mA}$		0.566		nC
$Q_{gs}$	$V_{DS}=10\text{V}, V_{GS}=4.5\text{V}, I_D=100\text{mA}$		0.16		nC
$Q_{gd}$	$V_{DS}=10\text{V}, V_{GS}=4.5\text{V}, I_D=100\text{mA}$		0.08		nC
$t_{on}$	$V_{DD}=3.0\text{V}, V_{GS}=2.5\text{V}, I_D=10\text{mA}$		50		ns
$t_{off}$	$V_{DD}=3.0\text{V}, V_{GS}=2.5\text{V}, I_D=10\text{mA}$		75		ns

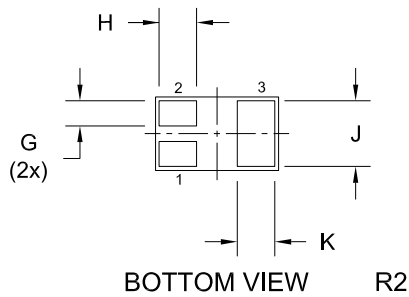
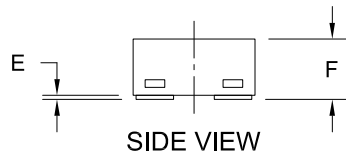
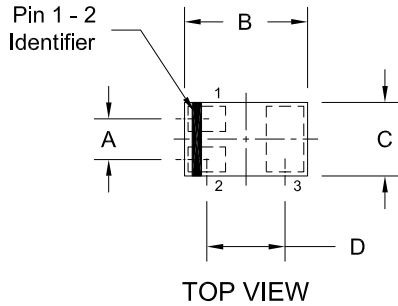
R9 (19-September 2014)

CEDM7001

**SURFACE MOUNT SILICON  
N-CHANNEL  
ENHANCEMENT-MODE  
MOSFET**



**SOT-883L CASE - MECHANICAL OUTLINE**



SYMBOL	INCHES		MILLIMETERS	
	MIN	MAX	MIN	MAX
A	0.014		0.35	
B	0.037	0.041	0.95	1.05
C	0.022	0.026	0.55	0.65
D	0.026		0.65	
E	0.000	0.002	0.00	0.05
F	0.012	0.016	0.30	0.40
G	0.005	0.007	0.13	0.18
H	0.008	0.012	0.20	0.30
J	0.018	0.022	0.45	0.55
K	0.008	0.012	0.20	0.30

SOT-883L (REV:R2)

**LEAD CODE:**

- 1) Gate
- 2) Source
- 3) Drain

**MARKING CODE: H**

**Package Type Options** (all dimensions are maximum - in mm)

Package	Length	Width	Height	P <sub>D</sub> (mW)	Central Item Number
SOT-883L	1.05	0.65	0.40	100	CEDM7001
SOT-883VL	1.05	0.65	0.32	100	CEDM7001VL
SOT-953	1.05	1.05	0.50	250	CMNDM7001
SOT-523	1.70	1.70	0.78	250	CMUDM7001

R9 (19-September 2014)

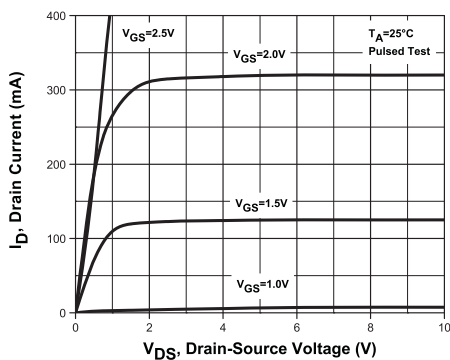
CEDM7001

SURFACE MOUNT SILICON  
N-CHANNEL  
ENHANCEMENT-MODE  
MOSFET

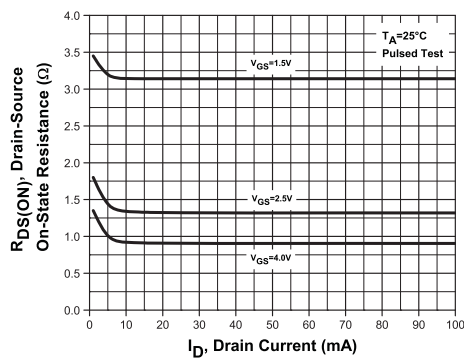


### TYPICAL ELECTRICAL CHARACTERISTICS

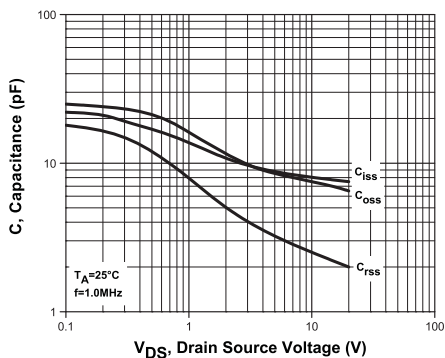
Output Characteristics



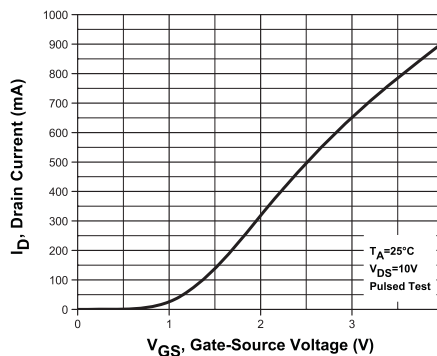
Drain Source On Resistance



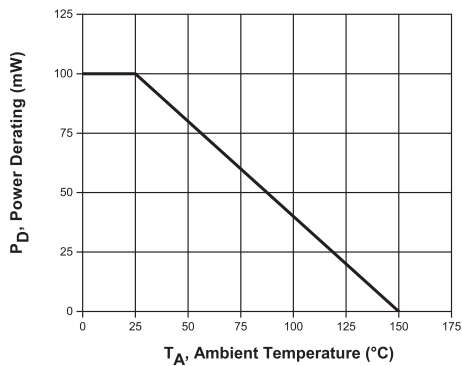
Capacitance



Transfer Characteristics



Power Derating



R9 (19-September 2014)

CEDM7001

**SURFACE MOUNT SILICON  
N-CHANNEL  
ENHANCEMENT-MODE  
MOSFET**



**SERVICES**

- Bonded Inventory
- Custom Electrical Screening
- Custom Electrical Characteristic Curves
- SPICE Models
- Custom Packaging
- Package Base Options
- Custom Device Development/ Multi Discrete Modules (MDM™)
- Bare Die for Hybrid Applications

---

**LIMITATIONS AND DAMAGES DISCLAIMER:** In no event shall Central be liable for any collateral, indirect, punitive, incidental, consequential, or exemplary damages in connection with or arising out of a purchase order or contract or the use of products provided hereunder, regardless of whether Central has been advised of the possibility of such damages. Excluded damages shall include, but not be restricted to: cost of removal or reinstallation, rework, ancillary costs to the procurement of substitute products, loss of profits, loss of savings, loss of use, loss of data, or business interruption. No claim, suit, or action shall be brought against Central more than two (2) years after the related cause of action has occurred.

In no event shall Central's aggregate liability from any warranty, indemnity, or other obligation arising out of or in connection with a purchase order or contract, or any use of any Central product provided hereunder, exceed the total amount paid to Central for the specific products sold under a purchase order or contract with respect to which losses or damages are claimed. The existence of more than one (1) claim against the specific products sold to Buyer under a purchase order or contract shall not enlarge or extend this limit.

Buyer understands and agrees that the foregoing liability limitations are essential elements of a purchase order or contract and that in the absence of such limitations, the material and economic terms of the purchase order or contract would be substantially different.

R9 (19-September 2014)



Компания «ЭлектроПласт» предлагает заключение долгосрочных отношений при поставках импортных электронных компонентов на взаимовыгодных условиях!

Наши преимущества:

- Оперативные поставки широкого спектра электронных компонентов отечественного и импортного производства напрямую от производителей и с крупнейших мировых складов;
- Поставка более 17-ти миллионов наименований электронных компонентов;
- Поставка сложных, дефицитных, либо снятых с производства позиций;
- Оперативные сроки поставки под заказ (от 5 рабочих дней);
- Экспресс доставка в любую точку России;
- Техническая поддержка проекта, помощь в подборе аналогов, поставка прототипов;
- Система менеджмента качества сертифицирована по Международному стандарту ISO 9001;
- Лицензия ФСБ на осуществление работ с использованием сведений, составляющих государственную тайну;
- Поставка специализированных компонентов (Xilinx, Altera, Analog Devices, Intersil, Interpoint, Microsemi, Aeroflex, Peregrine, Syfer, Eurofarad, Texas Instrument, Miteq, Cobham, E2V, MA-COM, Hittite, Mini-Circuits, General Dynamics и др.);

Помимо этого, одним из направлений компании «ЭлектроПласт» является направление «Источники питания». Мы предлагаем Вам помощь Конструкторского отдела:

- Подбор оптимального решения, техническое обоснование при выборе компонента;
- Подбор аналогов;
- Консультации по применению компонента;
- Поставка образцов и прототипов;
- Техническая поддержка проекта;
- Защита от снятия компонента с производства.



#### Как с нами связаться

**Телефон:** 8 (812) 309 58 32 (многоканальный)

**Факс:** 8 (812) 320-02-42

**Электронная почта:** [org@eplast1.ru](mailto:org@eplast1.ru)

**Адрес:** 198099, г. Санкт-Петербург, ул. Калинина, дом 2, корпус 4, литера А.