



Features

- Split knurled or plain shaft options
- DPDT push-pull switch
- Metal bushing and shaft
- Carbon element
- Linear and audio taper options
- RoHS compliant*



PDB183-GTR - 17 mm Guitar Potentiometer w/Push-Pull Switch

Electrical Characteristics

Taper..... Linear, audio
 Standard Resistance Range
 10K ohms to 1M ohms
 Standard Resistance Tolerance..... ±20 %
 Residual Resistance..... 1 % max.

Environmental Characteristics

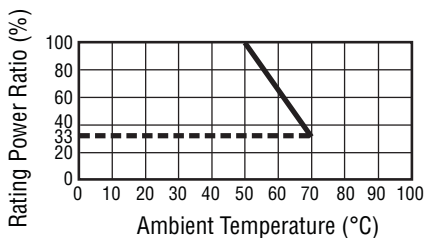
Operating Temperature
 -10 °C to +50 °C
 Power Rating
 Linear 0.2 watt
 Audio 0.1 watt
 Maximum Operating Voltage
 Linear 200 V
 Audio 150 V
 Sliding Noise..... 47 mV max.

Mechanical Characteristics

Mechanical Angle 300 ° ±5 °
 Rotational Torque 30 to 100 g-cm
 Stop Strength..... 5 kg-cm min.
 Rotational Life..... 15,000 cycles
 Switch Life 15,000 cycles
 Switch Type DPDT
 Switch Travel..... 4.3 ± 0.2 mm
 (.169 ± .008 in.)

Soldering Condition
 Manual/Wave
 260 °C max. for 3 seconds max.
 Wash Not recommended
 Hardware Two flat washers and
 two mounting nuts supplied per
 potentiometer

Derating Curve

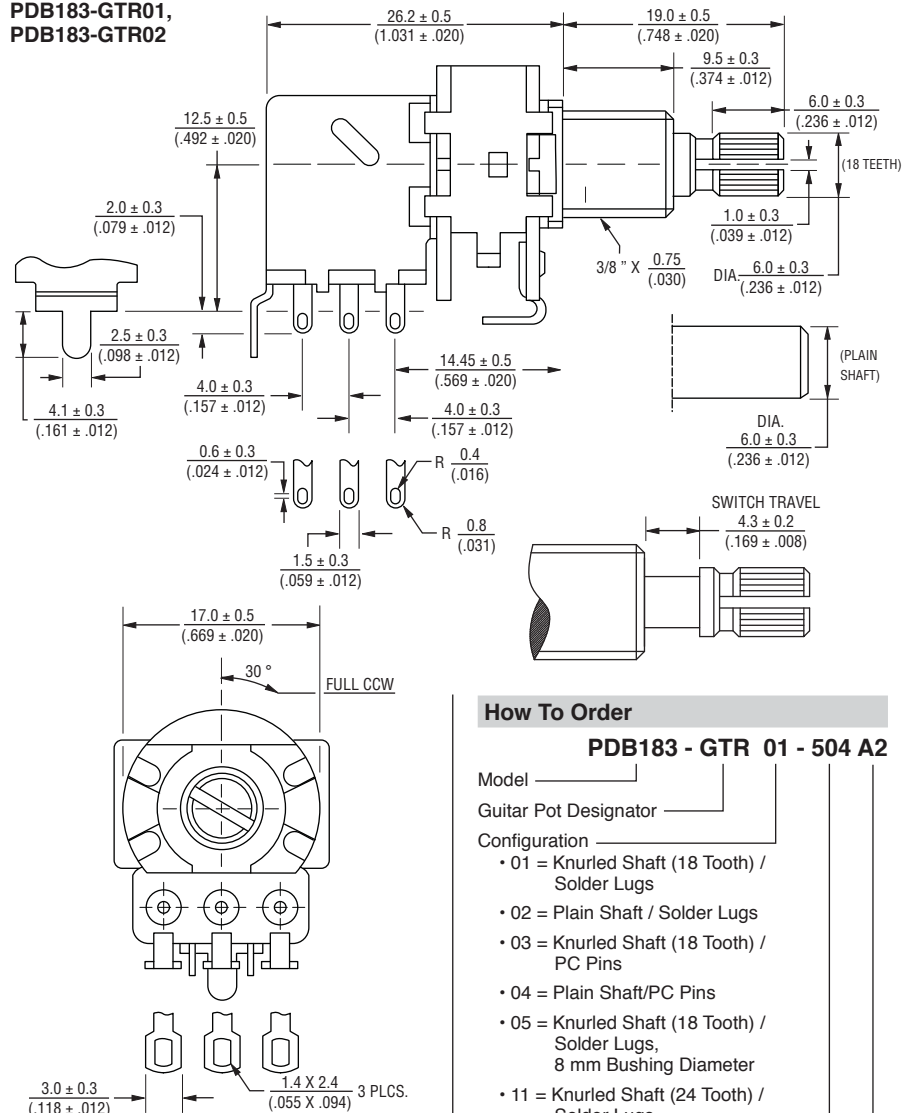


Standard Resistance Table

Resistance (Ohms)	Resistance Code
10,000	103
25,000	253
50,000	503
100,000	104
250,000	254
300,000	304
500,000	504
1,000,000	105

Product Dimensions

PDB183-GTR01,
 PDB183-GTR02



DIMENSIONS: $\frac{\text{MM}}{\text{(INCHES)}}$

How To Order

PDB183 - GTR 01 - 504 A2

Model _____
 Guitar Pot Designator _____
 Configuration _____
 • 01 = Knurled Shaft (18 Tooth) / Solder Lugs
 • 02 = Plain Shaft / Solder Lugs
 • 03 = Knurled Shaft (18 Tooth) / PC Pins
 • 04 = Plain Shaft/PC Pins
 • 05 = Knurled Shaft (18 Tooth) / Solder Lugs, 8 mm Bushing Diameter
 • 11 = Knurled Shaft (24 Tooth) / Solder Lugs
 • 13 = Knurled Shaft (24 Tooth) / PC Pins
 • 21 = Knurled Shaft (18 Tooth) / Solder Lugs / Dual Gang
 • 22 = Plain Shaft / Solder Lugs/ Dual Gang
 • 31 = Knurled Shaft (18 Tooth) / Solder Lugs, Long Bushing
 • 32 = Plain Shaft / Solder Lugs / Long Bushing
 Resistance Code (See table) _____
 Resistance Taper (See taper charts) _____

*RoHS Directive 2002/95/EC Jan. 27, 2003 including annex and RoHS Recast 2011/65/EU June 8, 2011. Specifications are subject to change without notice.

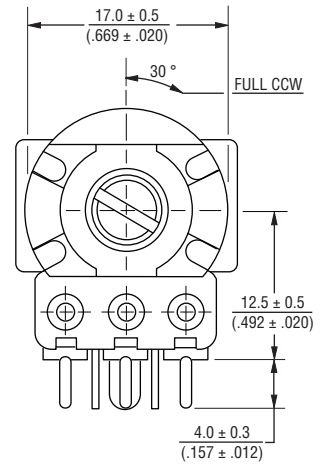
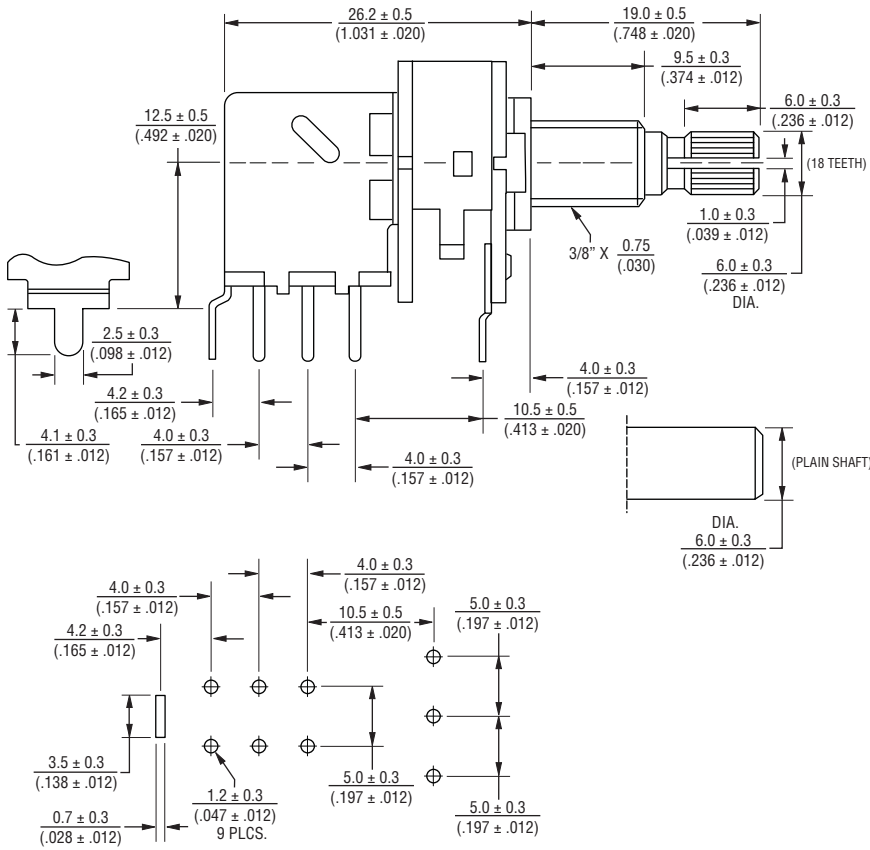
The device characteristics and parameters in this data sheet can and do vary in different applications and actual device performance may vary over time. Users should verify actual device performance in their specific applications.

PDB183-GTR - 17 mm Guitar Potentiometer w/Push-Pull Switch

BOURNS®

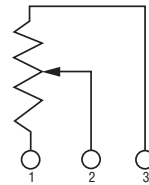
Product Dimensions

PDB183-GTR03,
PDB183-GTR04

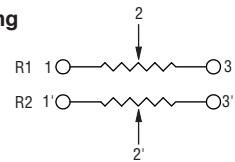


Circuit

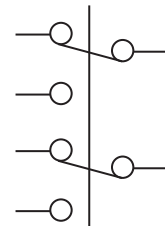
Single Gang



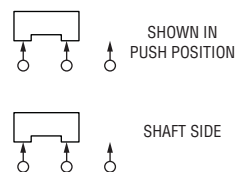
Dual Gang



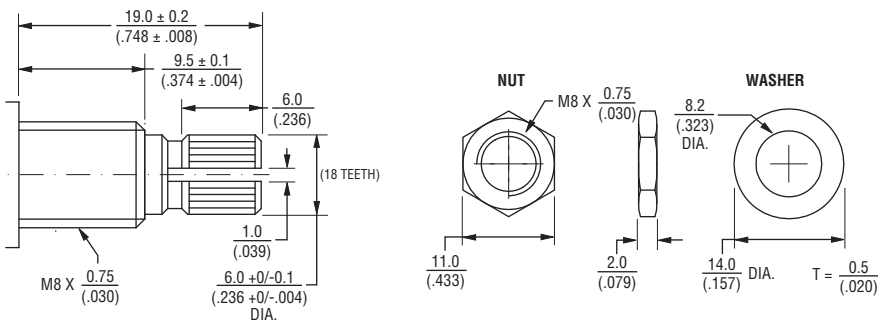
Switch



Schematic



PDB183-GTR05



DIMENSIONS: $\frac{MM}{(INCHES)}$

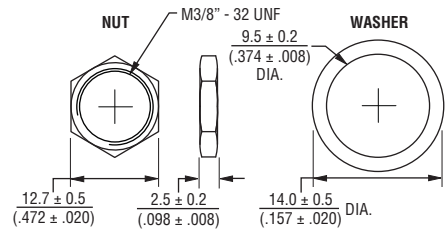
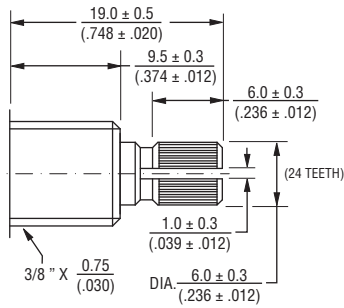
Specifications are subject to change without notice. The device characteristics and parameters in this data sheet can and do vary in different applications and actual device performance may vary over time. Users should verify actual device performance in their specific applications.

PDB183-GTR - 17 mm Guitar Potentiometer w/Push-Pull Switch

BOURNS®

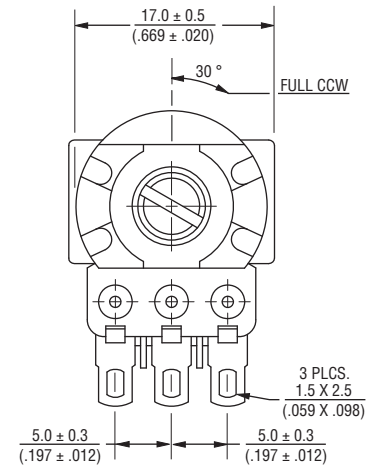
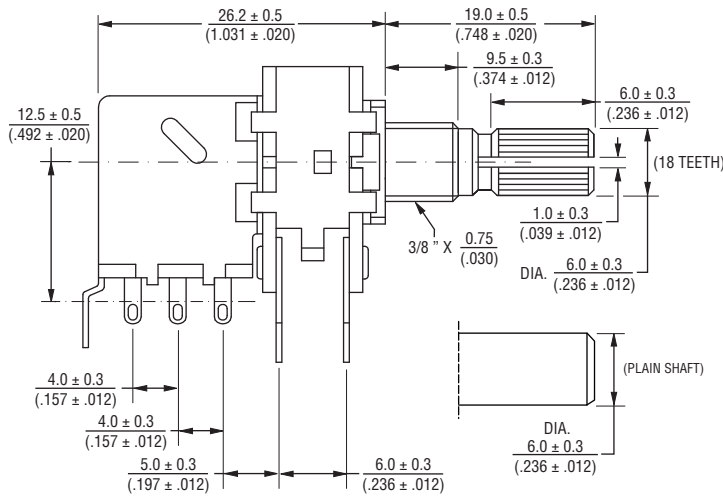
Product Dimensions

PDB183-GTR11,
PDB183-GTR13



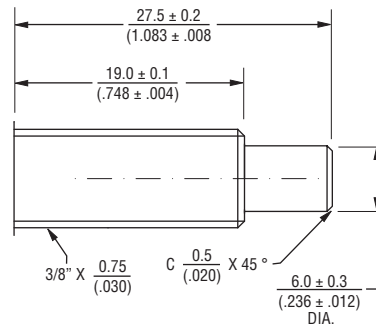
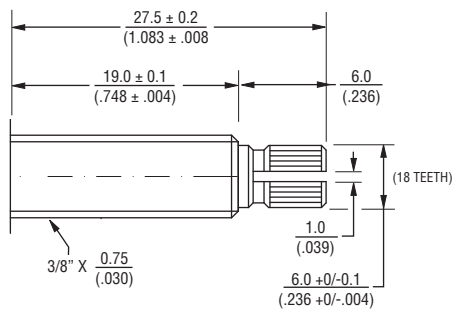
Product Dimensions

PDB183-GTR21,
PDB183-GTR22



Product Dimensions

PDB183-GTR31,
PDB183-GTR32



DIMENSIONS: $\frac{\text{MM}}{\text{(INCHES)}}$

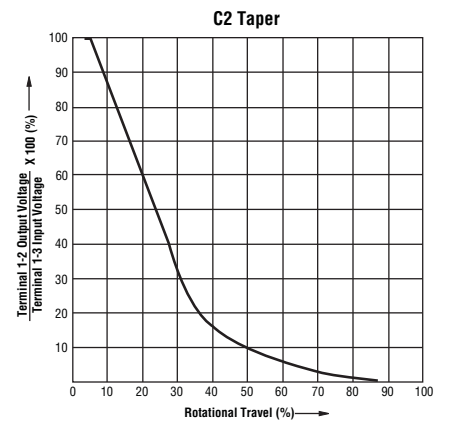
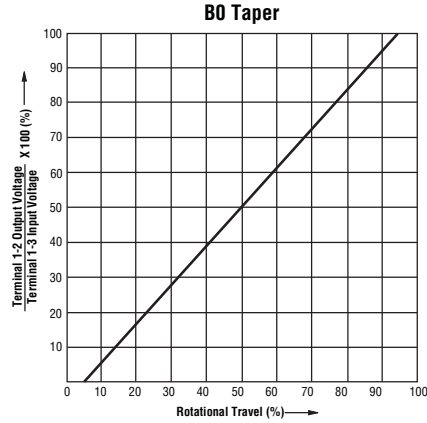
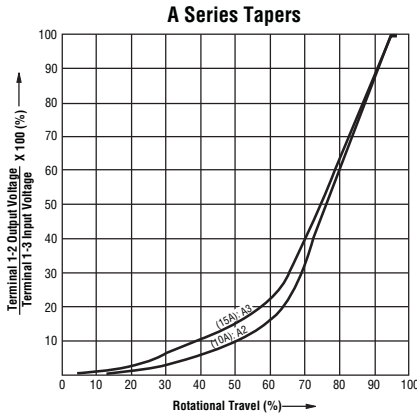
Specifications are subject to change without notice.

The device characteristics and parameters in this data sheet can and do vary in different applications and actual device performance may vary over time. Users should verify actual device performance in their specific applications.

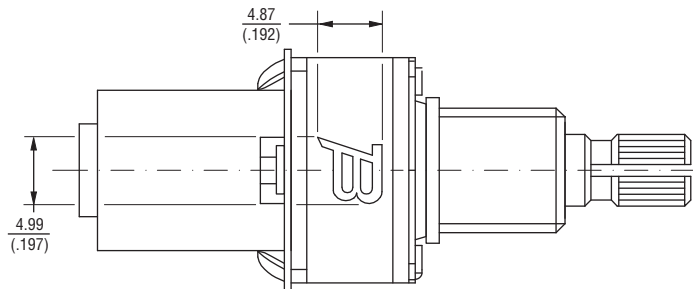
PDB183-GTR - 17 mm Guitar Potentiometer w/Push-Pull Switch



Tapers



Typical Part Marking



DIMENSIONS: $\frac{\text{MM}}{\text{(INCHES)}}$

REV. 09/16

Specifications are subject to change without notice.

The device characteristics and parameters in this data sheet can and do vary in different applications and actual device performance may vary over time. Users should verify actual device performance in their specific applications.



Компания «ЭлектроПласт» предлагает заключение долгосрочных отношений при поставках импортных электронных компонентов на взаимовыгодных условиях!

Наши преимущества:

- Оперативные поставки широкого спектра электронных компонентов отечественного и импортного производства напрямую от производителей и с крупнейших мировых складов;
- Поставка более 17-ти миллионов наименований электронных компонентов;
- Поставка сложных, дефицитных, либо снятых с производства позиций;
- Оперативные сроки поставки под заказ (от 5 рабочих дней);
- Экспресс доставка в любую точку России;
- Техническая поддержка проекта, помощь в подборе аналогов, поставка прототипов;
- Система менеджмента качества сертифицирована по Международному стандарту ISO 9001;
- Лицензия ФСБ на осуществление работ с использованием сведений, составляющих государственную тайну;
- Поставка специализированных компонентов (Xilinx, Altera, Analog Devices, Intersil, Interpoint, Microsemi, Aeroflex, Peregrine, Syfer, Eurofarad, Texas Instrument, Miteq, Cobham, E2V, MA-COM, Hittite, Mini-Circuits, General Dynamics и др.);

Помимо этого, одним из направлений компании «ЭлектроПласт» является направление «Источники питания». Мы предлагаем Вам помощь Конструкторского отдела:

- Подбор оптимального решения, техническое обоснование при выборе компонента;
- Подбор аналогов;
- Консультации по применению компонента;
- Поставка образцов и прототипов;
- Техническая поддержка проекта;
- Защита от снятия компонента с производства.



Как с нами связаться

Телефон: 8 (812) 309 58 32 (многоканальный)

Факс: 8 (812) 320-02-42

Электронная почта: org@eplast1.ru

Адрес: 198099, г. Санкт-Петербург, ул. Калинина, дом 2, корпус 4, литера А.