

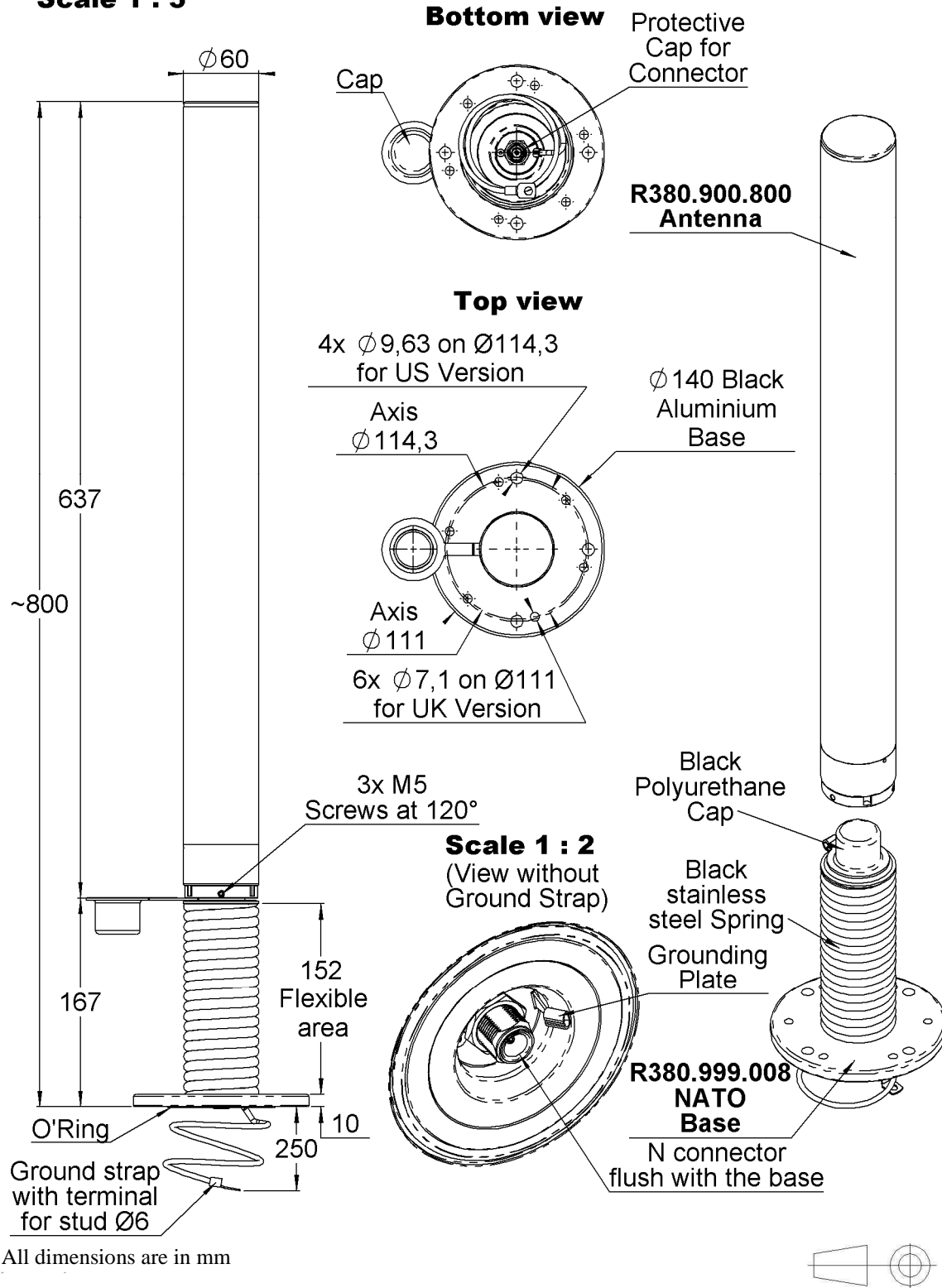
NATO SPRING MOUNT, 3G VEHICULAR ANTENNA

R380.990.009

700 - 2500 MHz - N FEMALE RECEPTACLE

Series : ANTENNA

Scale 1 : 5



Issue : 0943 A

In the effort to improve our products, we reserve the right to make changes judged to be necessary.



NATO SPRING MOUNT, 3G VEHICULAR ANTENNA
700 - 2500 MHz - N FEMALE RECEPTACLE

R380.990.009

Series : ANTENNA

Part	Material
Radome	Polycarbonate (NATO green)
Antenna Base	Aluminum, Black
Base Body	Aluminum, Black
Connector bodies	Brass, Black Cr
insulators	PTFE
Central Contacts	Brass, Ni2Au1.3
Spring	Stainless Steel, Black.
Coaxial Cable	Specially developped 5/50Ω coax

The R380.990.009 Broadband Vehicular Antenna is a 50 W, dipolar design. The antenna phase centre is located 570mm above the ground plane (or reference plane). The VSWR performance of the antenna extends above the 2500 MHz mark, but radiation performance for higher frequencies are deteriorated.

The R380.990.009 is composed of the NATO Spring Mount R380.999.008 and the Specific R380.900.800 antenna.

ELECTRICAL CHARACTERISTICS

Frequency :	700-2500 MHz
Nominal Impedance :	50 Ω
VSWR (700 - 2500 MHz) :	3.0:1 Max 2.5:1 Typ.
Polarization :	VERTICAL
Radiation Pattern:	OMNIDIRECTIONNAL
Ripple in Azimuth Plane:	± 1 dB
Power withstanding :	50 W
Gain in azimuth plane (1.2 x 1.2 m ground plane):	0 dBi (typ.)
DC Grounding):	NO

Issue : 0943 A

In the effort to improve our products, we reserve the right to make changes judged to be necessary.



NATO SPRING MOUNT, 3G VEHICULAR ANTENNA**R380.990.009****700 - 2500 MHz - N FEMALE RECEPTACLE**Series : **ANTENNA****MECHANICAL CHARACTERISTICS**Connector (Antenna side) :..... **custom**Connector (NATO Base) :..... **N Female Receptacle**Weight (including NATO Base): **4.0 Kg**

Dimensions :

Overall height : **~ 800 mm**Overall antenna height : **637 mm**Antenna diameter :..... **Ø60 mm**Spring height (Flexible area) :..... **152 mm**NATO Base height : **167 mm**

Material :

Radome : **POLYCARBONATE**Antenna Color : **OLIVE DRAB BS381C:298**Spring : **STAINLESS STEEL**NATO Base Color : **BLACK PLATING**Fixing system for UK Version : **By 6 screws Ø7 with NATO Base**Fixing system for US Version : **By 4 screws Ø9.5 with NATO Base**“Oak” Beam Test :..... **25 Times @ 40 km/h @ 0.57 m****Issue : 0943 A**

In the effort to improve our products, we reserve the right to make changes judged to be necessary.

RADIALL 

NATO SPRING MOUNT, 3G VEHICULAR ANTENNA

R380.990.009

700 - 2500 MHz - N FEMALE RECEPTACLE

Series : **ANTENNA**

ENVIRONMENTAL CHARACTERISTICS

Operating Temperature :.....	-55 / +71°C ° C
Storage & Transport Temperature :.....	-55 / +85°C ° C
Fluid contamination :.....	Iaw Mil Std 810F meth. 504
Ingress Protection :	IP67
Salt Spray:	48 h
Vibration:	Iaw Mil Std 810F meth 514.5 proc I, cat.20 (Track & wheeled vehicles)
Shocks:	Iaw Mil Std 810F meth 516.5 proc I & V
Solar Radiation:	Iaw Mil Std 810F proc II, desert conditions
Sand & Dust:	Iaw Mil Std 810F proc I&II
Flexibility (Spring Mount) :	10 000 bends at 30° (4 axis) 1 000 bends at 90° (4 axis)

Mechanical performance of the antenna is obtained with the specific R380.999.008 spring Mount.

Issue : 0943 A

In the effort to improve our products, we reserve the right to make changes judged to be necessary.



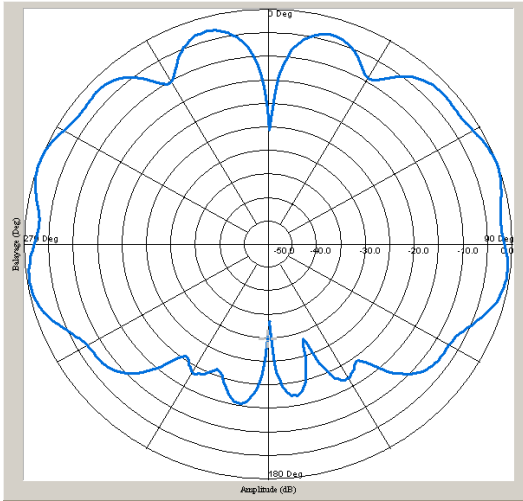
NATO SPRING MOUNT, 3G VEHICULAR ANTENNA

R380.990.009

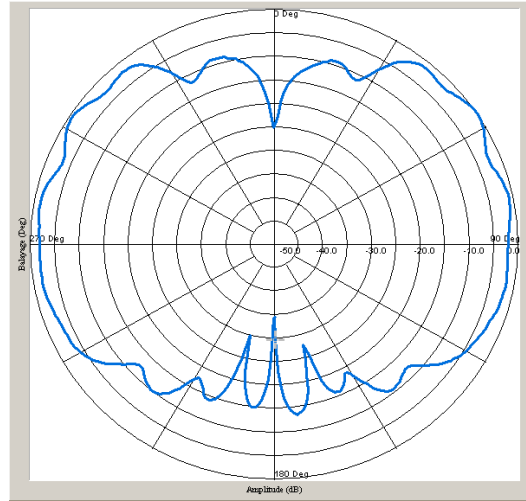
700 - 2500 MHz - N FEMALE RECEPTACLE

Series : ANTENNA

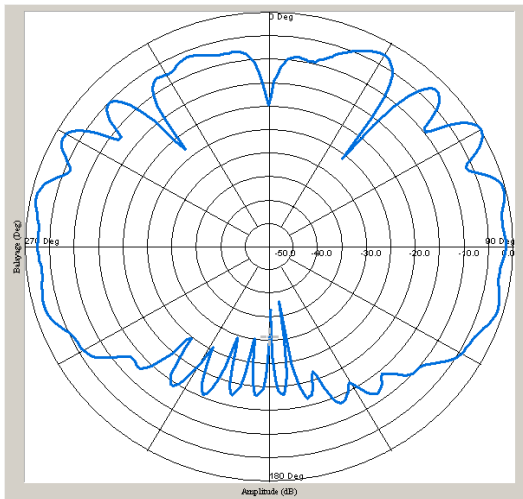
RADIATION PATTERNS (With Ground Plane)



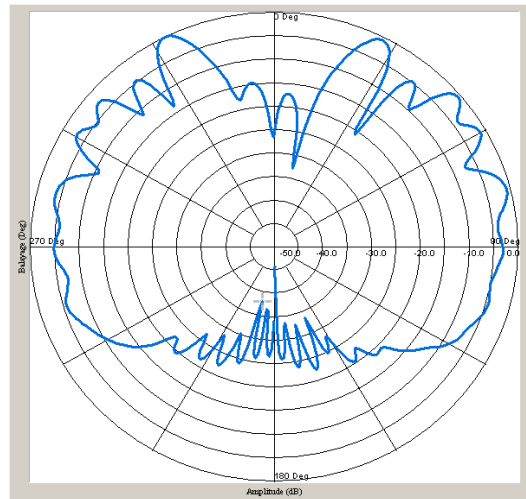
700 MHz Elevation Pattern



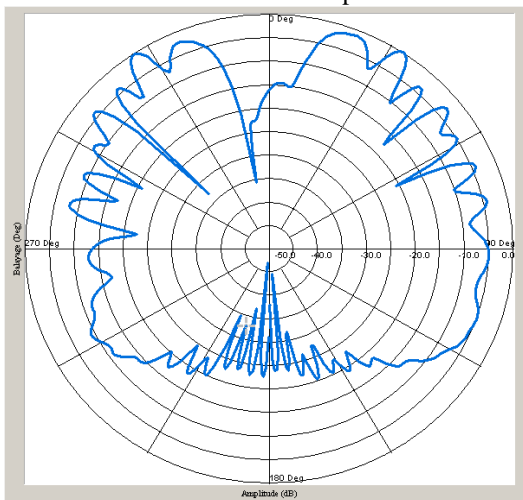
1000 MHz elevation Pattern



1500 MHz elevation pattern



2000 MHz elevation pattern



2500 MHz elevation pattern

Measurements performed in Anechoic chamber with a 1.2 x 1.2 ground plane.

Radiation patterns are Normalized to 0 dB.

Issue : 0943 A

In the effort to improve our products, we reserve the right to make changes judged to be necessary.



NATO SPRING MOUNT, 3G VEHICULAR ANTENNA

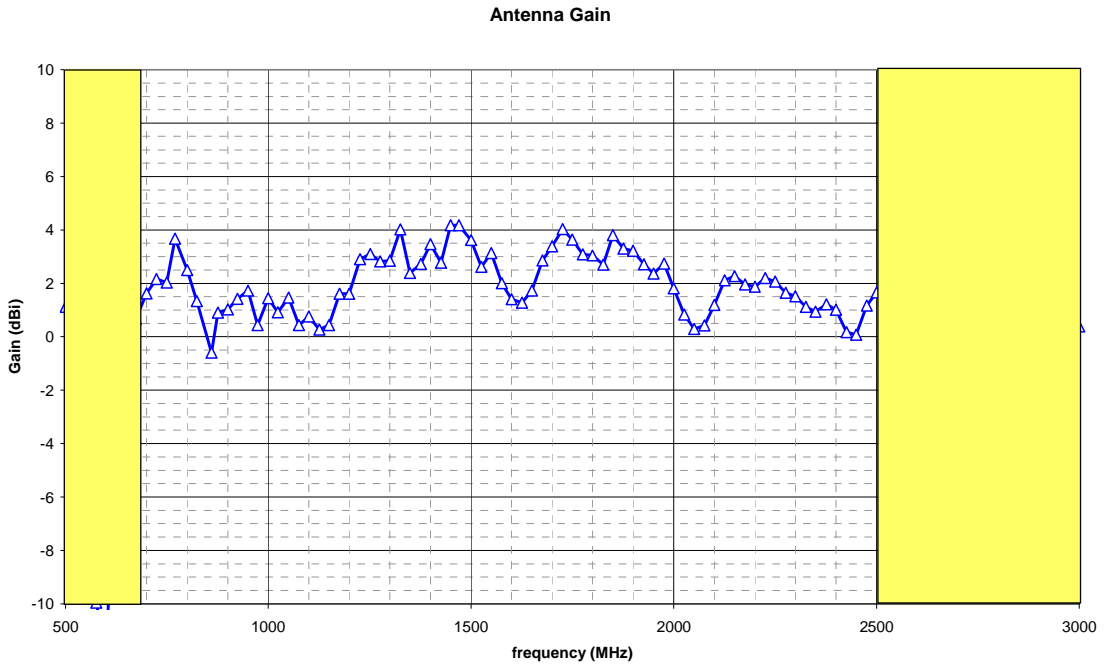
R380.990.009

700 - 2500 MHz - N FEMALE RECEPTACLE

Series : ANTENNA

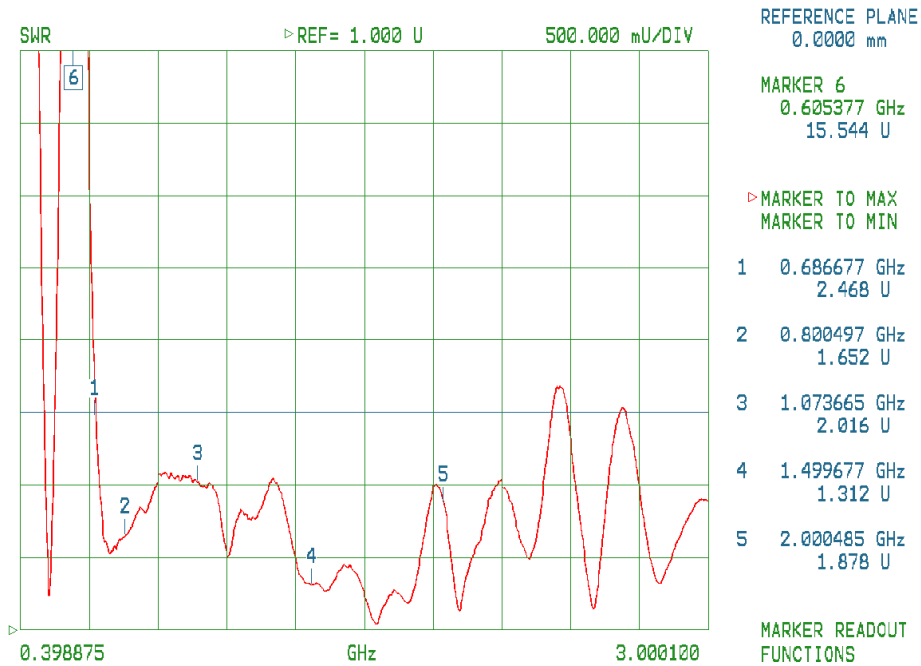
TYPICAL PERFORMANCE (With Ground Plane)

ANTENNA GAIN in AZIMUTH PLANE



(measured on a 1.2 x 1.2 m ground plane).

VSWR



Issue : 0943 A

In the effort to improve our products, we reserve the right to make changes judged to be necessary.



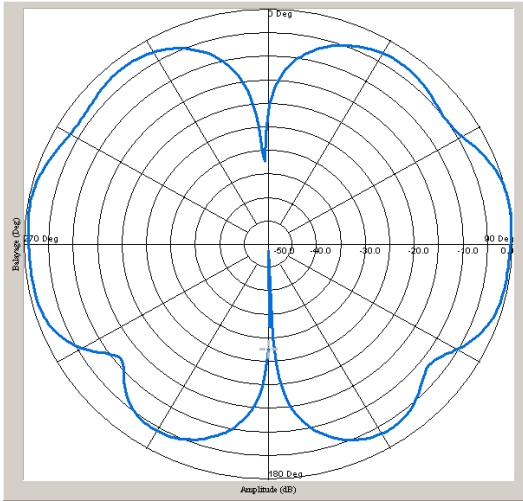
NATO SPRING MOUNT, 3G VEHICULAR ANTENNA

R380.990.009

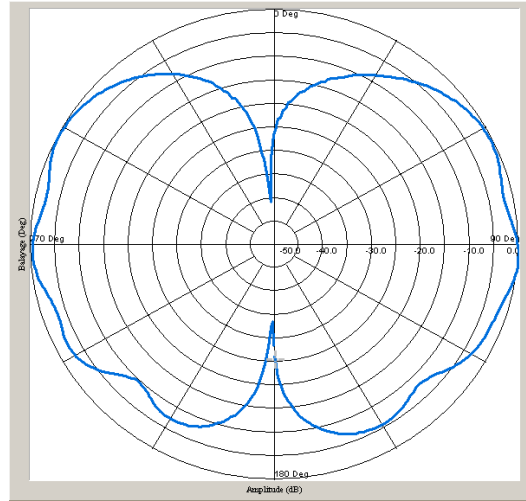
700 - 2500 MHz - N FEMALE RECEPTACLE

Series : ANTENNA

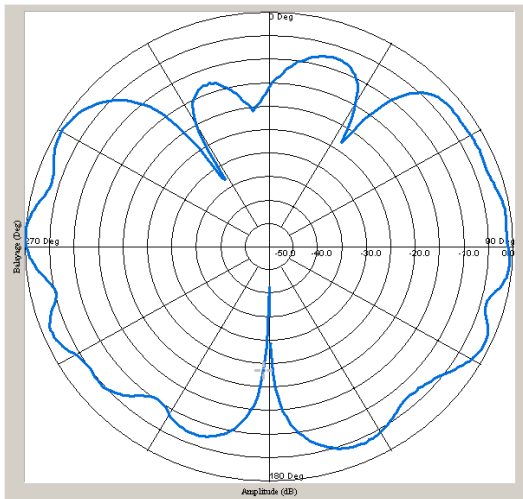
RADIATION PATTERNS (Without Ground Plane)



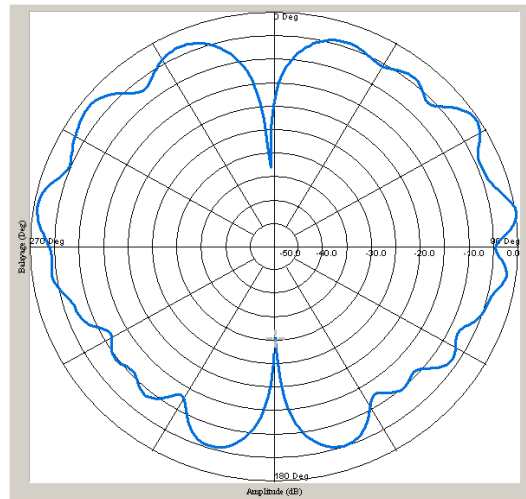
700 MHz Elevation Pattern



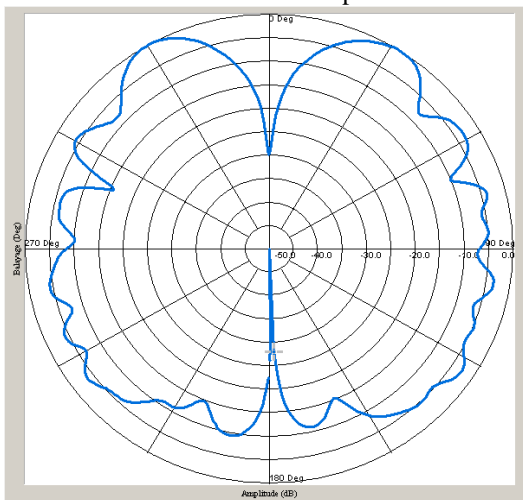
1000 MHz elevation Pattern



1500 MHz elevation pattern



2000 MHz elevation pattern



2500 MHz elevation pattern

Measurements performed in Anechoic chamber with a stand alone antenna.

Radiation patterns are Normalized to 0 dB.

Issue : 0943 A

In the effort to improve our products, we reserve the right to make changes judged to be necessary.



NATO SPRING MOUNT, 3G VEHICULAR ANTENNA

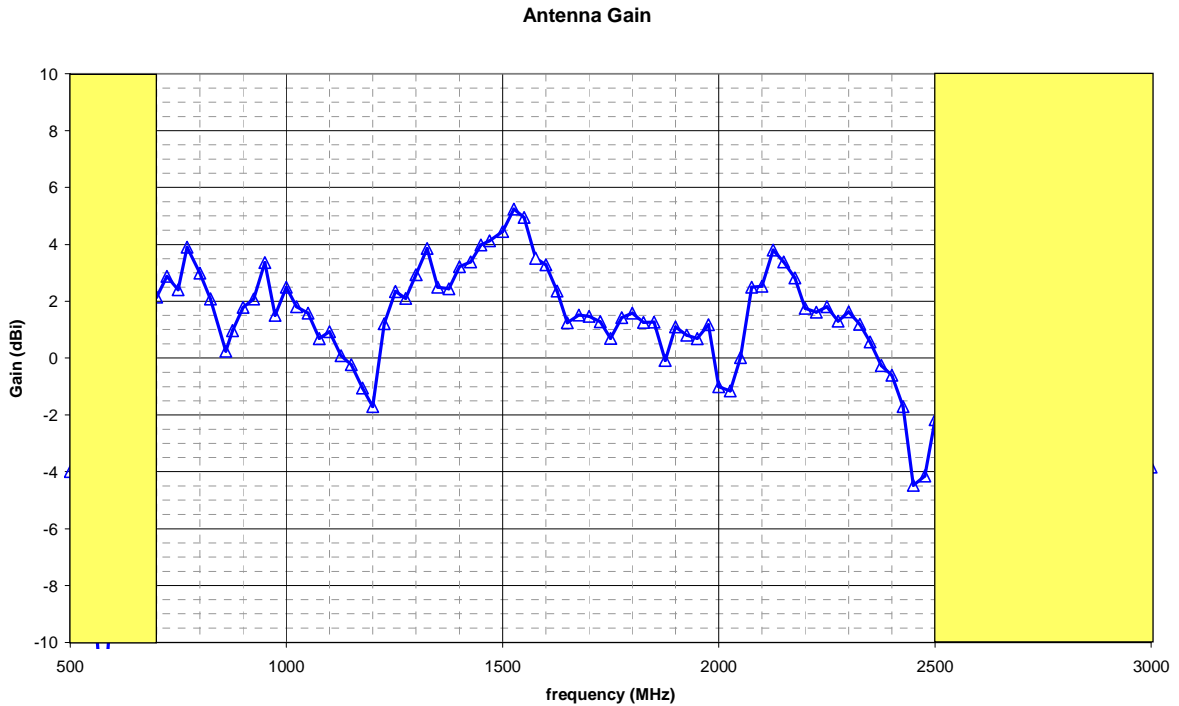
R380.990.009

700 - 2500 MHz - N FEMALE RECEPTACLE

Series : ANTENNA

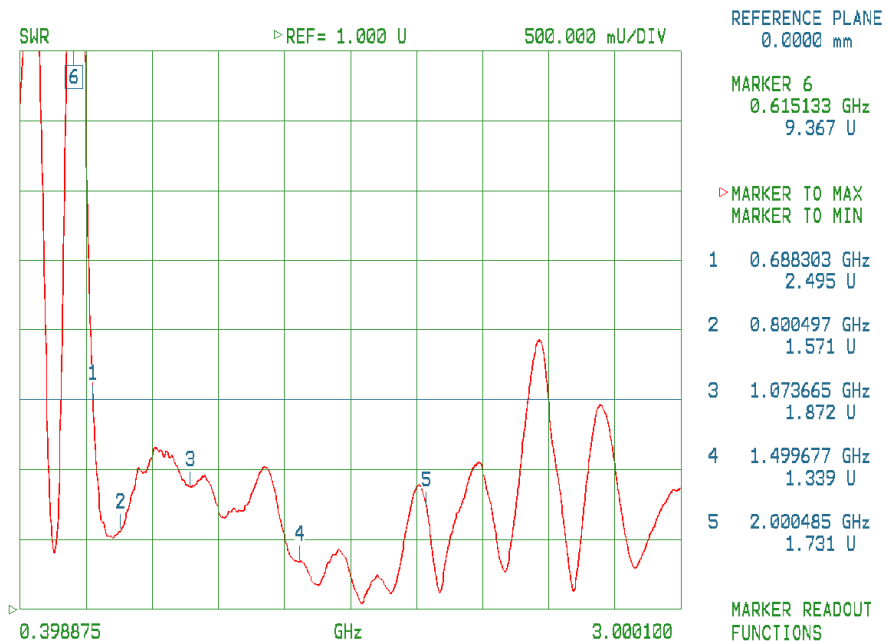
TYPICAL PERFORMANCE (Without Ground Plane)

ANTENNA GAIN in AZIMUTH PLANE



(measured stand alone antenna).

VSWR



Issue : 0943 A

In the effort to improve our products, we reserve the right to make changes judged to be necessary.





Компания «ЭлектроПласт» предлагает заключение долгосрочных отношений при поставках импортных электронных компонентов на взаимовыгодных условиях!

Наши преимущества:

- Оперативные поставки широкого спектра электронных компонентов отечественного и импортного производства напрямую от производителей и с крупнейших мировых складов;
- Поставка более 17-ти миллионов наименований электронных компонентов;
- Поставка сложных, дефицитных, либо снятых с производства позиций;
- Оперативные сроки поставки под заказ (от 5 рабочих дней);
- Экспресс доставка в любую точку России;
- Техническая поддержка проекта, помощь в подборе аналогов, поставка прототипов;
- Система менеджмента качества сертифицирована по Международному стандарту ISO 9001;
- Лицензия ФСБ на осуществление работ с использованием сведений, составляющих государственную тайну;
- Поставка специализированных компонентов (Xilinx, Altera, Analog Devices, Intersil, Interpoint, Microsemi, Aeroflex, Peregrine, Syfer, Eurofarad, Texas Instrument, Miteq, Cobham, E2V, MA-COM, Hittite, Mini-Circuits, General Dynamics и др.);

Помимо этого, одним из направлений компании «ЭлектроПласт» является направление «Источники питания». Мы предлагаем Вам помощь Конструкторского отдела:

- Подбор оптимального решения, техническое обоснование при выборе компонента;
- Подбор аналогов;
- Консультации по применению компонента;
- Поставка образцов и прототипов;
- Техническая поддержка проекта;
- Защита от снятия компонента с производства.



Как с нами связаться

Телефон: 8 (812) 309 58 32 (многоканальный)

Факс: 8 (812) 320-02-42

Электронная почта: org@eplast1.ru

Адрес: 198099, г. Санкт-Петербург, ул. Калинина, дом 2, корпус 4, литера А.