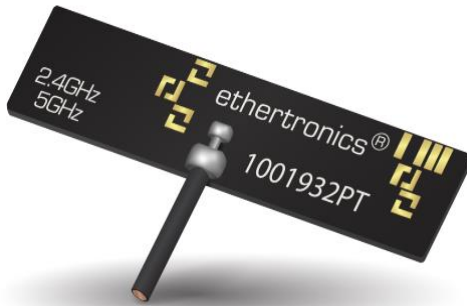


# Part No. 1001932PT

## WLAN / BT / Zigbee Tunable Embedded PCB Antenna

**2.4 GHz, 5 GHz**

Supports: Wi-Fi applications, Agriculture, Automotive, Bluetooth, Zigbee, WLAN, Smart Home, Healthcare, Digital Signage



### PCB WiFi Tunable Embedded Antenna with Cable

2.4 GHz; 5 GHz

#### KEY BENEFITS

##### Stay-in-Tune

Ethertronics antenna technology provides superior RF field containment, resulting in less interaction with surrounding components.

##### Quicker Time-to-Market

By optimizing antenna size, performance and emissions, customer and regulatory specifications are more easily met.

##### Reliability

Products are the latest RoHS version compliant.

#### APPLICATIONS

- Embedded design
- Cellular, Headsets, Tablets
- Gateway, Access Point
- Handheld
- Telematics
- Tracking
- Healthcare
- M2M, Industrial devices
- Smart Grid
- OBD-II

Ethertronics' WLAN antennas deliver on the key needs of device designers for higher functionality and performance in smaller/thinner designs. These innovative antennas provide compelling advantages for a 2.4 GHz and 5.0 GHz enabled devices.

#### Real-World Performance and Implementation

Antennas may look alike on the outside, but the important difference is inside. Other antennas may contain simple PIFA or monopole designs that interact with their surroundings, complicating layout or changing performance with use position. Ethertronics' antennas utilize patented Isolated Magnetic Dipole (IMD) technology to deliver a unique size and performance combination.

The 1001932PT is offered in many standard cable lengths ranging up to 200mm. Ordering part number guide is located at end of document for selection ease.

#### Electrical Specifications

Typical Performance using 100 mm cable tested on PC-ABS

Frequency	2.400 – 2.485 GHz	5.150 – 5.825 GHz
Peak Gain	2.5 dBi	4.4 dBi
Average Efficiency	60%	71%
VSWR Match	2.0 :1 max	
Feed Point Impedance	50 ohms unbalanced	
Polarization	Linear	
Power Handling	0.5 Watt CW	

#### Mechanical Specifications

Ordering Part #	1001932PT-AA10L0100
Dimensions (mm)	35.2 x 8.5 x 1.6
Weight (grams)	0.6
Cable/Connector (mm)	Length: 100, Diameter: 1.13, Color: Black; u.FI compatible connector
Mounting	Adhesive on bottom side of antenna
Packaging	PE bags

\*Additional variations with different cable lengths, colors and connectors are available.

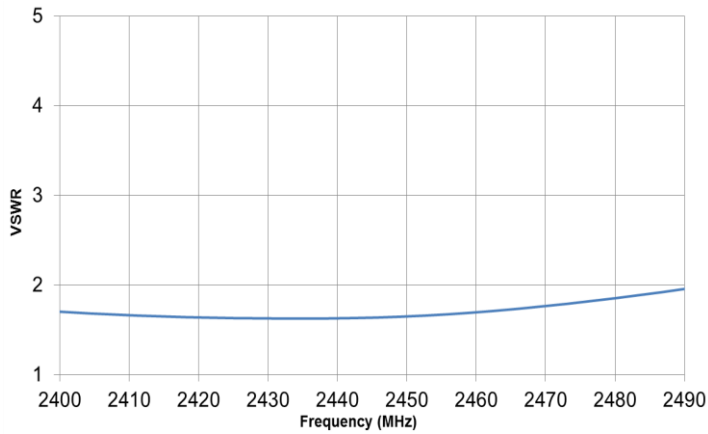


2.4 / 5 GHz Ethertronics' PCB Embedded Antenna Specifications  
Ethertronics produces a wide variety of standard and custom antennas to meet user needs.

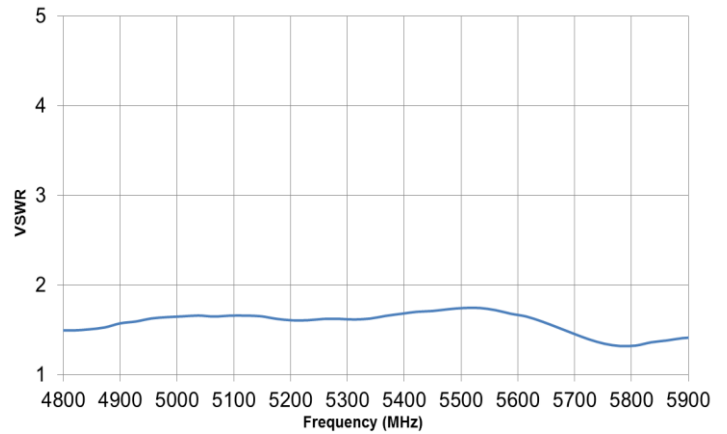
**VSWR, Efficiency and Peak Gain Plots**

Typical Performance using 100 mm cable tested on PC-ABS

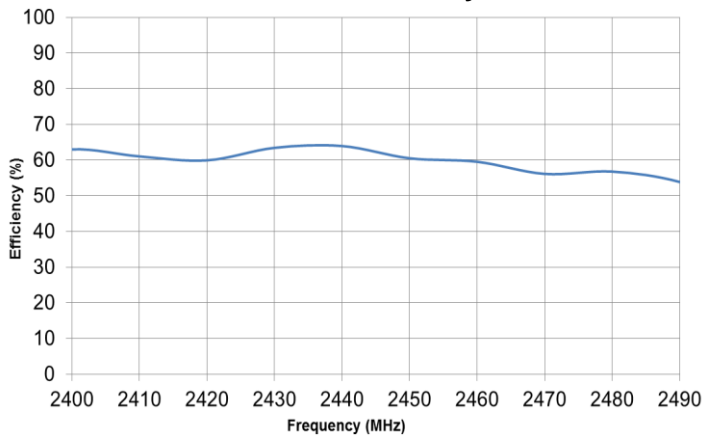
**2.4 GHz VSWR**



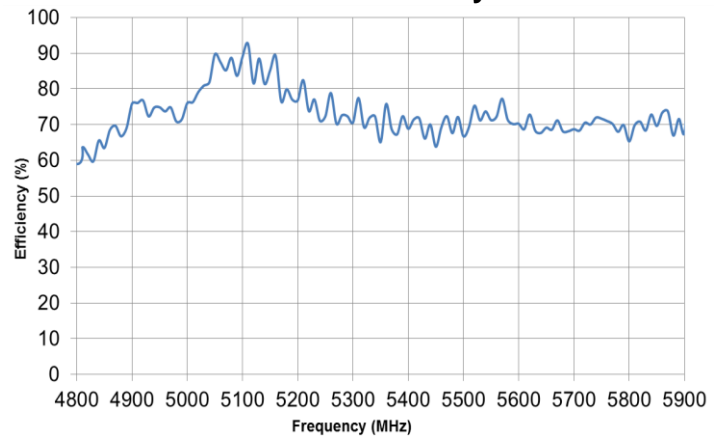
**5 GHz VSWR**



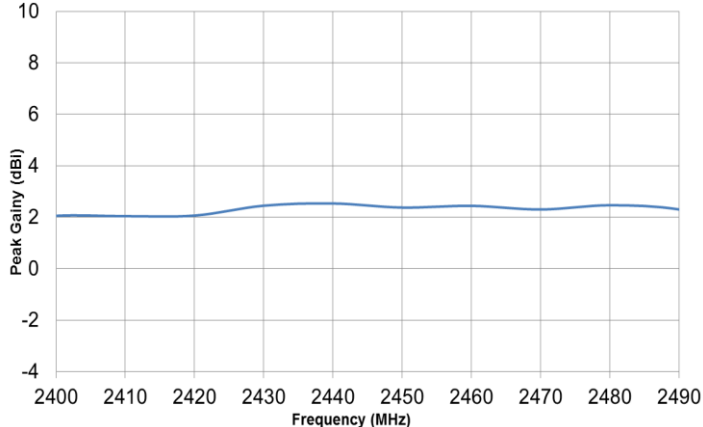
**2.4 GHz Efficiency**



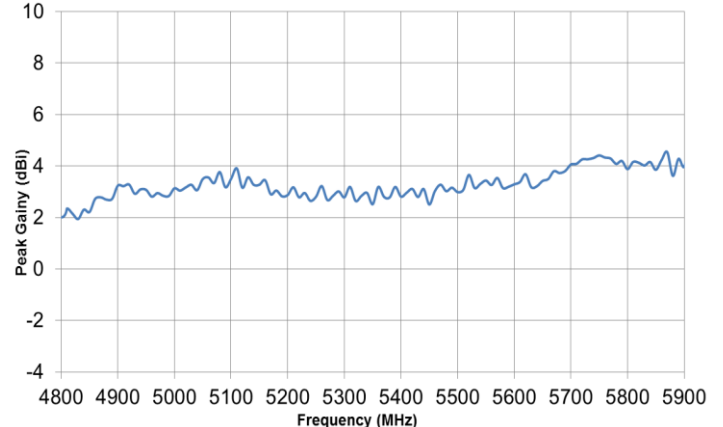
**5 GHz Efficiency**



**2.4 GHz Peak Gain**



**5 GHz Peak Gain**



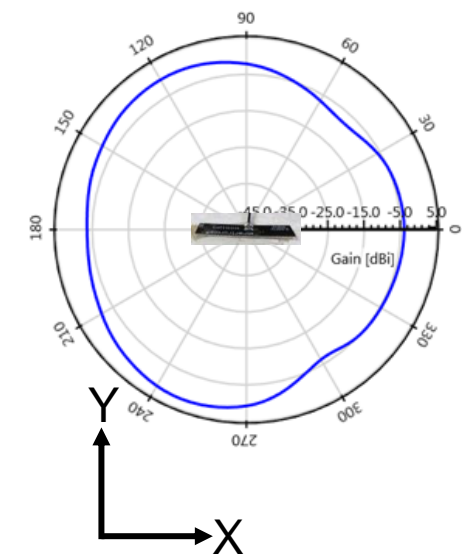
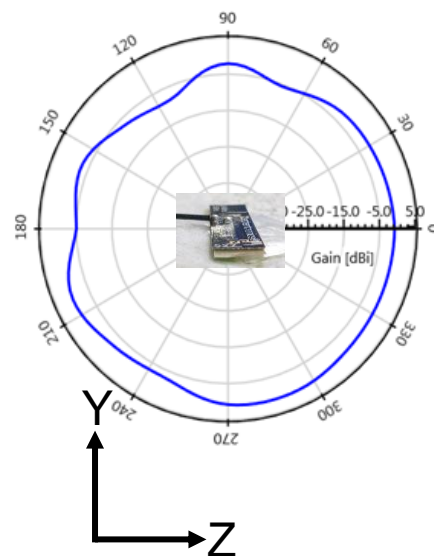
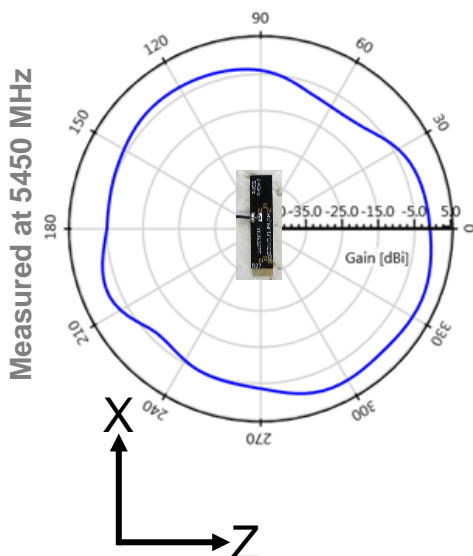
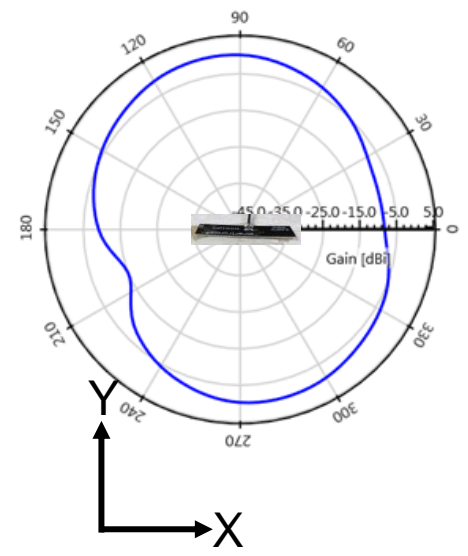
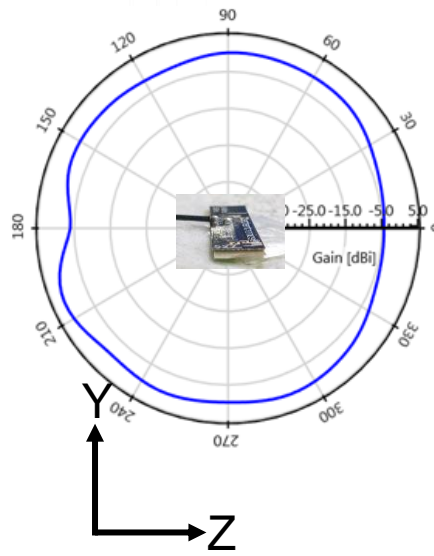
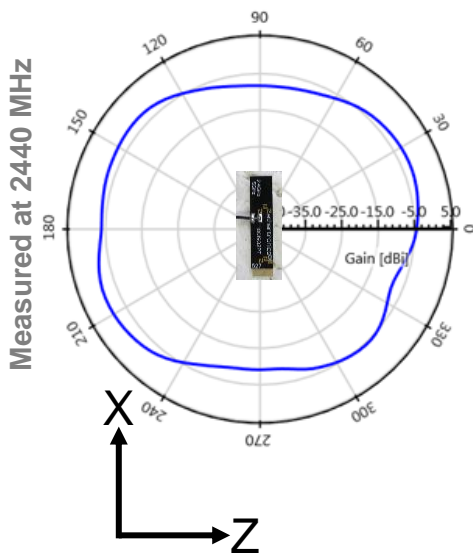


2.4 / 5 GHz Ethertronics' PCB Embedded Antenna Specifications  
Ethertronics produces a wide variety of standard and custom antennas to meet user needs.

Antenna Radiation Patterns

Typical Performance using 100 mm cable tested on PC-ABS

Measured @ 2440, 5450 MHz






2.4 / 5 GHz Ethertronics' PCB Embedded Antenna Specifications  
Ethertronics produces a wide variety of standard and custom antennas to meet user needs.

**Antenna Tuning Options**

Typical Performance using 100 mm cable tested on PC-ABS



\*This antenna has unique features enabling limited range RF tuning by leaving P1 - P6 and C1 - C2 connected by “solder bridge” or disconnected with a “cut” to the trace. Refer to detailed tuning options below.

Ref: Baseline = Typical Performance using 100 mm cable tested on PC-ABS

**Options for Tuning: "2.4GHz (Lower)"**

<u>MODE</u>	<u>T1</u>	<u>T2</u>	<u>T3</u>	<u>T4</u>
PADS	Connect: P2	Connect: P1	Connect: P2+P3	Connect: P1+P3
Outcome: (Ref: Baseline)	~200 MHz shift low	~250 MHz shift low	~350 MHz shift low	~370 MHz shift low

**Options for Tuning: "2.4GHz (Higher)"**

<u>MODE</u>	<u>C1</u>	<u>C2</u>
PADS	Cut: C1	Cut: C2
Outcome: (Ref: Baseline)	~170 MHz shift high	~300 MHz shift high

**Options for Tuning: "5GHz (Lower)"**

<u>MODE</u>	<u>T5</u>	<u>T6</u>	<u>T7</u>	<u>T8</u>
PADS	Connect: P4	Connect: P4+P5	Connect: P6	Connect: P5+P6
Outcome: (Ref: Baseline)	~200 MHz shift low	~1500 MHz shift low	~500 MHz shift low	~1900 MHz shift low



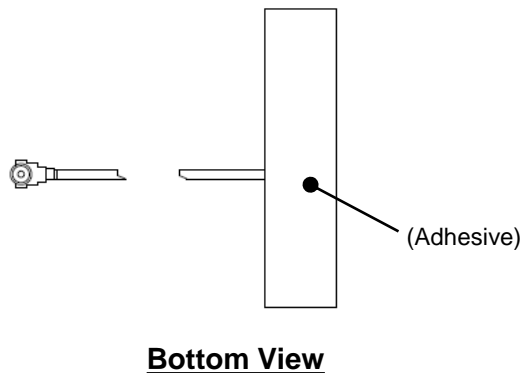
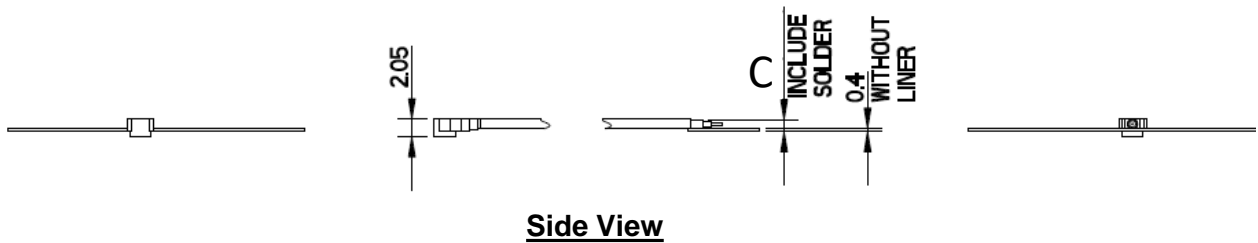
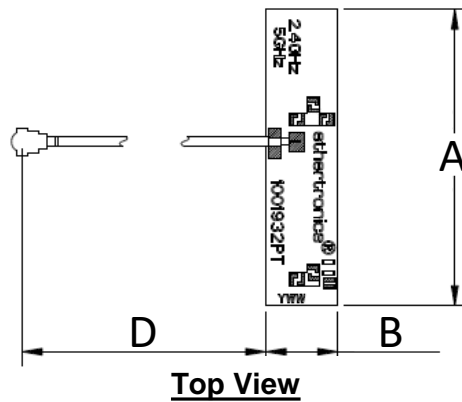
2.4 / 5 GHz Ethertronics' PCB Embedded Antenna Specifications  
Ethertronics produces a wide variety of standard and custom antennas to meet user needs.

### Mechanical Dimensions

Typical antenna dimensions (mm)

Part Number	A (mm)	B (mm)	C (mm)	D (mm) Cable Length
1001932PT-AA10L0100	35.2 ± 0.3	8.5 ± 0.3	1.8 (max)	100 ± 3.0

\*Total Height "C" measures 1.8 mm includes the cable solder connection + PCB + adhesive thicknesses





2.4 / 5 GHz Ethertronics' PCB Embedded Antenna Specifications  
Ethertronics produces a wide variety of standard and custom antennas to meet user needs.

### Ordering Part Numbers

Typical antenna dimensions (mm)

Part Number	A (mm)	B (mm)	C (mm)	D (mm) Cable Length
1001932PT-AA10L0025	35.2 ± 0.3	8.5 ± 0.3	1.8 (max)	25 ± 3.0
1001932PT-AA10L0050	35.2 ± 0.3	8.5 ± 0.3	1.8 (max)	50 ± 3.0
1001932PT-AA10L0075	35.2 ± 0.3	8.5 ± 0.3	1.8 (max)	75 ± 3.0
1001932PT-AA10L0100	35.2 ± 0.3	8.5 ± 0.3	1.8 (max)	100 ± 3.0
1001932PT-AC10L0100	35.2 ± 0.3	8.5 ± 0.3	1.8 (max)	150 ± 4.0
1001932PT-AA10L0150	35.2 ± 0.3	8.5 ± 0.3	1.8 (max)	150 ± 4.0
1001932PT-AA10L0200	35.2 ± 0.3	8.5 ± 0.3	1.8 (max)	200 ± 4.0

\*Total Height "C" measures 1.8 mm includes the cable solder connection + PCB + adhesive thicknesses  
(AA10L = MHF connector), (AC10L = MHF4L connector)



Компания «ЭлектроПласт» предлагает заключение долгосрочных отношений при поставках импортных электронных компонентов на взаимовыгодных условиях!

Наши преимущества:

- Оперативные поставки широкого спектра электронных компонентов отечественного и импортного производства напрямую от производителей и с крупнейших мировых складов;
- Поставка более 17-ти миллионов наименований электронных компонентов;
- Поставка сложных, дефицитных, либо снятых с производства позиций;
- Оперативные сроки поставки под заказ (от 5 рабочих дней);
- Экспресс доставка в любую точку России;
- Техническая поддержка проекта, помощь в подборе аналогов, поставка прототипов;
- Система менеджмента качества сертифицирована по Международному стандарту ISO 9001;
- Лицензия ФСБ на осуществление работ с использованием сведений, составляющих государственную тайну;
- Поставка специализированных компонентов (Xilinx, Altera, Analog Devices, Intersil, Interpoint, Microsemi, Aeroflex, Peregrine, Syfer, Eurofarad, Texas Instrument, Miteq, Cobham, E2V, MA-COM, Hittite, Mini-Circuits, General Dynamics и др.);

Помимо этого, одним из направлений компании «ЭлектроПласт» является направление «Источники питания». Мы предлагаем Вам помощь Конструкторского отдела:

- Подбор оптимального решения, техническое обоснование при выборе компонента;
- Подбор аналогов;
- Консультации по применению компонента;
- Поставка образцов и прототипов;
- Техническая поддержка проекта;
- Защита от снятия компонента с производства.



#### Как с нами связаться

**Телефон:** 8 (812) 309 58 32 (многоканальный)

**Факс:** 8 (812) 320-02-42

**Электронная почта:** [org@eplast1.ru](mailto:org@eplast1.ru)

**Адрес:** 198099, г. Санкт-Петербург, ул. Калинина, дом 2, корпус 4, литера А.