

KUIP/KUGP Series Panel Plug-in Relay

- 10 amp rated relays
- 2 Form A (NO) and 1-3 Form C (CO) contact arrangement
- KUIP 8mm coil-to-contact spacing and KUGP 3mm contact gap
- Various mounting and socket styles

Typical applications
Voltage control units



Approvals

UL E22575; CSA LR15734
Technical data of approved types on request

Contact Data

| | | |
|------------------------------|--|--------------|
| Contact arrangement | | |
| KUGP: | 2 form A (NO); 3 form A (NO) | |
| KUIP: | 1 form C (CO), 2 form A (NO), 2 form C (CO), 3 form C (CO) | |
| Rated voltage | 240VAC | |
| Rated current | 10A | |
| Contact material | Ag | AgCdO |
| Min recommended contact load | 100mA, 12VDC | 300mA, 12VDC |
| Frequency of operation | 360 ops./hour | |
| Operate/releases time max. | 20/15ms | |
| Bounce time max. | 20ms | |

Contact ratings

| Type | Load | Cycles |
|------|------|--------|
|------|------|--------|

UL 508

| | | |
|----------------------|-------------------------|--|
| Ag | 5A, 240VAC | |
| | 5A, 28VDC | |
| | 1/6HP, 120VAC | |
| | 2.5A, 120VAC, tungsten | |
| | 1/3HP, 240VAC | |
| | 0.5A, 120VDC | |
| AgCdO | 5FLA, 15LRA, 250VAC | |
| | 10A, 240VAC | |
| | 10A, 32VDC | |
| | 5FLA, 15LRA, 250VAC | |
| | 1/3HP, 120VAC | |
| | 5A, 120VAC, tungsten | |
| | 1/2HP, 250VAC | |
| | 0.5A, 125VDC | |
| | 10FLA, 40LRA, 125VAC | |
| | 3A, 600VAC | |
| 1/2HP, 480VAC | | |
| 1/2HP, 600VAC | | |
| 1HP, 480VAC, 3 phase | | |
| Mechanical endurance | 10x10 ⁶ ops. | |

Coil Data

| | |
|-------------------------------------|-------------|
| Coil voltage range | 6 to 110VDC |
| | 6 to 240VAC |
| Coil insulation system according UL | Class B |

Coil versions, DC coil

| Coil code | Rated voltage VDC | Operate voltage VDC | Coil resistance Ω±10% | Rated coil power W |
|-------------|-------------------|---------------------|-----------------------|--------------------|
| KUIP | | | | |
| 5 | 5 | 3.75 | 21 | 1.2 |
| 6 | 6 | 4.5 | 32.1 | 1.125 |
| 12 | 12 | 9.0 | 120 | 1.2 |
| 24 | 24 | 18.0 | 472 | 1.25 |
| 48 | 48 | 36.0 | 1800 | 1.3 |
| 110 | 110 | 82.5 | 10000 | 1.25 |
| KUGP | | | | |
| 5 | 5 | 3.75 | 14 | 1.8 |
| 6 | 6 | 4.5 | 20 | 1.8 |
| 12 | 12 | 9.0 | 80 | 1.8 |
| 24 | 24 | 18.0 | 320 | 1.8 |
| 48 | 48 | 36.0 | 1250 | 1.85 |
| 110 | 110 | 82.5 | 6720 | 1.8 |

All figures are given for coil without preenergization, at ambient temperature +23°C.

Coil versions, AC coil

| Coil code | Rated voltage VAC | Operate voltage VAC | Coil resistance Ω±15% | Rated coil power VA |
|--------------------------|-------------------|---------------------|-----------------------|---------------------|
| KUIP 1 and 2 pole | | | | |
| 6 | 6 | 5.1 | 6 | 2.0 |
| 12 | 12 | 10.2 | 24 | 2.0 |
| 24 | 24 | 20.4 | 85 | 2.0 |
| 120 | 120 | 102.0 | 2250 | 2.1 |
| 240 | 240 | 204.0 | 9110 | 2.1 |
| KUIP 3 pole, KUGP | | | | |
| 6 | 6 | 5.1 | 4.2 | 2.8 |
| 12 | 12 | 10.2 | 18 | 2.8 |
| 24 | 24 | 20.4 | 72 | 2.8 |
| 120 | 120 | 102.0 | 1700 | 2.9 |
| 240 | 240 | 204.0 | 7200 | 2.9 |

All figures are given for coil without preenergization, at ambient temperature +23°C.

Insulation Data

| | KUIP | KUGP |
|-------------------------------|----------------------|----------------------|
| Initial dielectric strength | | |
| between open contacts | 1200V _{rms} | 3500V _{rms} |
| between contact and coil | 2200V _{rms} | 3750V _{rms} |
| between adjacent contacts | 2200V _{rms} | 3750V _{rms} |
| Initial insulation resistance | | |
| between insulated elements | 100MΩ, 500VDC | |

KUIP/KUGP Series Panel Plug-in Relay (Continued)

Other Data

Material compliance: EU RoHS/ELV, China RoHS, REACH, Halogen content refer to the Product Compliance Support Center at www.te.com/customersupport/rohssupportcenter

| | |
|--------------------------------------|---|
| Ambient temperature | |
| DC coil | KUIP: -45°C to 95°C KUGP: -45°C to 75°C (1 & 2 pole) |
| AC coil | KUIP: -45°C to 70°C KUGP: -45°C to 70°C (1 & 2 pole) |
| Category of environmental protection | RTI - dust protected |
| IEC 61810 | |
| Terminal type | Quick connects (QC) .187 PCB-THT |
| Terminal retention, push force | 25 lbs for 3s |
| Weight | 85g |
| Packaging/unit | tray/25 pcs., box/150pcs. |

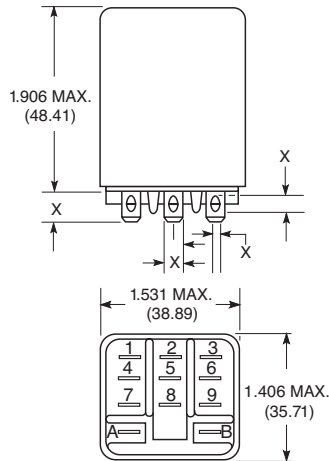
Accessories

For details see datasheet Sockets and Accessories, KUP Relays

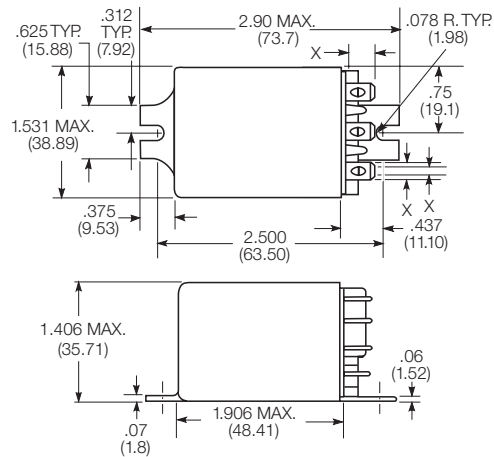
| Product Code | Description |
|--------------|--|
| 27E893 | DIN socket (use 20C318 clip) |
| 27E121 | Track mount socket (use 20C314 clips) |
| 27E043 | Chassis mount/solder eyelet socket (use 20C254 clip) |
| 27E046 | Chassis mount/PCB socket (use 20C254 clip) |
| 27E067 | Chassis mount/quick connect socket (use 20C254 clip) |
| 27E396 | Snap-in/quick connect socket (use 20C254 clip) |

Dimensions

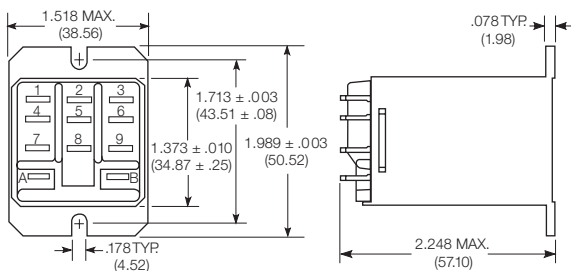
Plain case



Bracket mount case



Top flange case

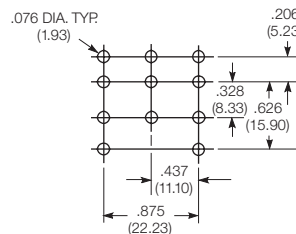


X Is For Terminal Dimensions.
See Terminal Drawings.

PCB layout

Bottom view on solder pins

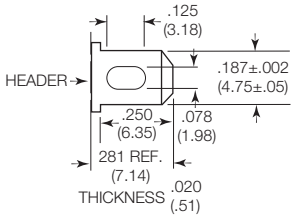
3 Form C shown
Omit unnecessary holes for other contact forms



KUIP/KUGP Series Panel Plug-in Relay (Continued)

Terminal dimensions

4.75mm (.187) quick connect

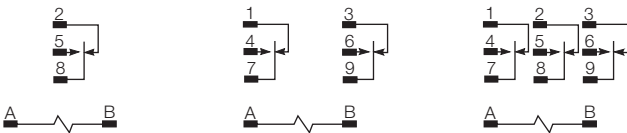


1.19mm (.047) printed circuit



Terminal assignment

1 Form C 2 Form C 3 Form C
2 Form A (delete 1 & 3) 3 Form A (delete 1, 2 & 3)



Product code structure

Typical product code **KUIP -5 A 5 5 -120**

| | | | | | |
|---------------------------------------|--|--|--|--|--|
| Type | KUIP Enclosed relay with 8mm contact to coil spacing | | | | |
| | KUGP Enclosed relay with 3mm open contact spacing and 8mm contact to coil spacing (form A only) | | | | |
| Contact arrangement and rating | 5 1 form C (1 CO) 1) | 7 2 form A (2 NO) | | | |
| | 11 2 form C (2 CO) 1) | 12 3 form A (3 NO) | | | |
| | 14 3 form C (3 CO) 1) | | | | |
| | 1) not available on KUGP type | | | | |
| Coil Input | A AC, 50/60Hz | D DC | | | |
| Mounting and options | 1 Socket mount (plain) case | 5 Bracket mount case | | | |
| | T Top flange case | | | | |
| Terminal and contact material | 3 1.19mm (.047in) PCB, Ag | 5 4.75mm (.187in) quick connect/solder; AgCdO | | | |
| | 7 1.19mm (.047in) PCB, AgCdO | | | | |
| Coil voltage | Coil code: please refer to coil versions table | | | | |

| Product Code | Arrangement | Material | Coil | Terminals | Mounting | Part Number |
|----------------|----------------|----------|---------|--------------------|--------------------------|-------------|
| KUGP-7D55-24 | 2 Form A, 2 NO | AgCdO | 24 VDC | 4.75mm (.187in) QC | Bracket mount case | 2-1393114-4 |
| KUIP-5A55-120 | 1 Form C; 1 CO | | 120 VAC | | | 2-1393115-0 |
| KUIP-11D55-12 | 2 Form C; 2 CO | | 12 VDC | | | 1-1393115-0 |
| KUIP-11D55-24 | | | 24 VDC | | | 1-1393115-1 |
| KUIP-14A15-120 | 3 Form C; 3 CO | | 120 VAC | | Socket mount, plain case | 1-1393115-4 |
| KUIP-14D15-12 | | | 12 VDC | | | 1-1393115-6 |
| KUIP-14D15-24 | | | 24 VDC | | | 1-1393115-7 |



Компания «ЭлектроПласт» предлагает заключение долгосрочных отношений при поставках импортных электронных компонентов на взаимовыгодных условиях!

Наши преимущества:

- Оперативные поставки широкого спектра электронных компонентов отечественного и импортного производства напрямую от производителей и с крупнейших мировых складов;
- Поставка более 17-ти миллионов наименований электронных компонентов;
- Поставка сложных, дефицитных, либо снятых с производства позиций;
- Оперативные сроки поставки под заказ (от 5 рабочих дней);
- Экспресс доставка в любую точку России;
- Техническая поддержка проекта, помощь в подборе аналогов, поставка прототипов;
- Система менеджмента качества сертифицирована по Международному стандарту ISO 9001;
- Лицензия ФСБ на осуществление работ с использованием сведений, составляющих государственную тайну;
- Поставка специализированных компонентов (Xilinx, Altera, Analog Devices, Intersil, Interpoint, Microsemi, Aeroflex, Peregrine, Syfer, Eurofarad, Texas Instrument, Miteq, Cobham, E2V, MA-COM, Hittite, Mini-Circuits, General Dynamics и др.);

Помимо этого, одним из направлений компании «ЭлектроПласт» является направление «Источники питания». Мы предлагаем Вам помощь Конструкторского отдела:

- Подбор оптимального решения, техническое обоснование при выборе компонента;
- Подбор аналогов;
- Консультации по применению компонента;
- Поставка образцов и прототипов;
- Техническая поддержка проекта;
- Защита от снятия компонента с производства.



Как с нами связаться

Телефон: 8 (812) 309 58 32 (многоканальный)

Факс: 8 (812) 320-02-42

Электронная почта: org@eplast1.ru

Адрес: 198099, г. Санкт-Петербург, ул. Калинина, дом 2, корпус 4, литера А.