

NPI-15VC Series

Voltage Compensated,
Media Isolated, High
Pressure Sensors



Applications

- Process control systems
- Hydraulic systems and valves
- Automobiles and trucks
- Biomedical instruments
- Refrigeration and HVAC controls
- Appliances and consumer electronics
- Ship and marine systems
- Aircraft and avionic systems

Features

- Solid state, high reliability
- High sensitivity with $100 \text{ mV} \pm 1\% \text{ FSO}$ at 10 VDC
- 316L stainless steel, IsoSensor design
- Linearity 0.1% FSO typical
- Thermal accuracy 0.2% FSO typical
- Four standard ranges: 500, 1000, 3000, and 5000 psi (34.5, 69, 207, and 345 bar) available in absolute or sealed gage
- Standard configurations include:
 - 1/2–20 UNF threaded male port with 1.0 in (24.4 mm) flange
 - 0.59 in (14.98 mm) diameter x 0.87 in (22.09 mm) long cylinder with o-ring seals
 - 1/4–18 NPT male port with 7/8 in flange
 - 1/8–27 NPT male port with 7/8 in flange
- Custom configurations and other pressure ranges available. Please consult factory

NPI-15VC Series Specifications

Description

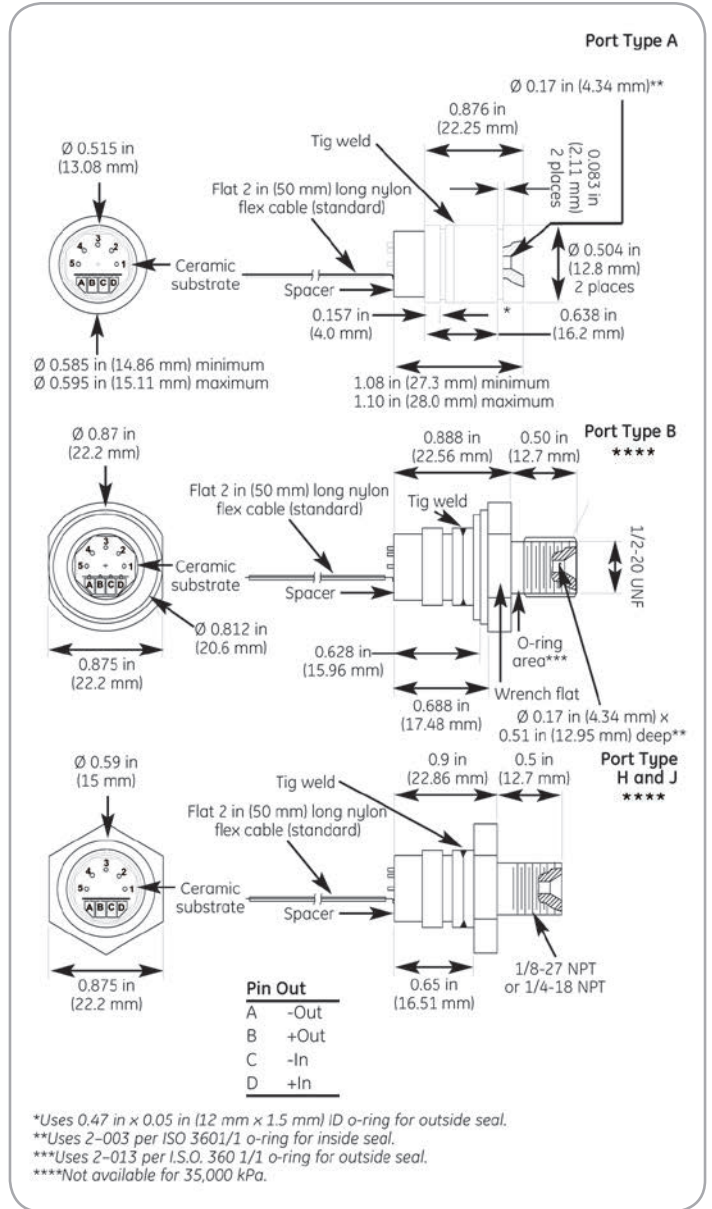
The NovaSensor voltage compensated NPI-15VC Series offers the performance of our current compensated sensors with the convenience of using a voltage supply. Voltage compensation allows the sensor to be connected directly to the power supply, thereby eliminating the need for additional components to construct a constant current source. These sensors enable field interchangeability with a calibrated FSO of 100 mV \pm 1 %.

As with all NPI media isolated sensors, they are designed to operate in hostile environments and yet give the outstanding sensitivity, linearity, and hysteresis of a silicon sensor. The piezoresistive sensor chip is housed in a fluid-filled cylindrical cavity and isolated from the measured media by a stainless steel diaphragm and body. The NPI Series employs SenStable[®] processing technology, providing excellent output stability.

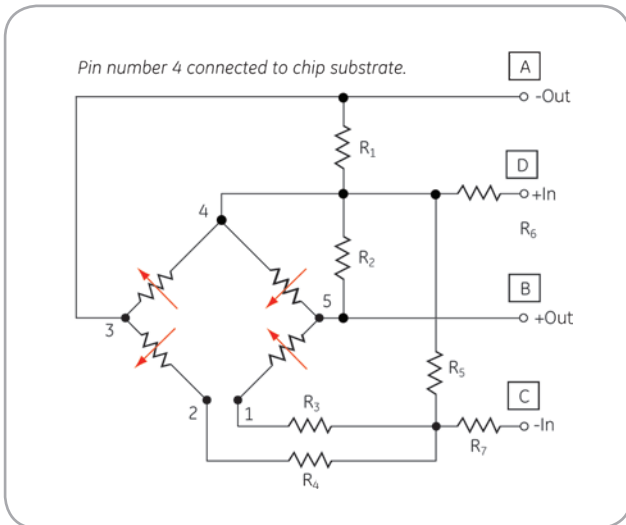
The modular design allows for a variety of pressure port modules which are hermetically welded to the sensor head module. Standard types A, B, H, and J are shown to the right.

For compensation of temperature effects, a resistor network is supplied on a hybrid ceramic substrate. The

IsoSensor design minimizes temperature errors to provide a maximum offset error of 1.0% FSO and a maximum full scale output error of 0.75% FSO over the 32°F to 158°F (0°C to 70°C) compensated range.



NPI-15VC Series dimensions



NPI-15VC Series schematic diagram

NPI-15VC Series Specifications

Parameter	Value	Units	Notes
General			
Pressure Range	0 to 500	psi	3,447 kPa
	0 to 1,000	psi	6,894 kPa
	0 to 3,000	psi	20,682 kPa
	0 to 5,000	psi	34,470 kPa
Maximum Pressure	2 x		rated pressure
Electrical @ 77°F (25°C) unless otherwise stated			
Input Excitation	10	VDC	15 VDC maximum
Insulation Resistance	100M	Ω	@ 50 VDC Input
Impedance (minimum)	4,000	Ω	
Output Impedance	5,000	Ω	± 20%
Bridge Impedance	5,000	Ω	± 20%
Environmental			
Temperature Range			
Operating ⁽⁹⁾	-40 to 257°F		(-40°C to 125°C)
Compensated Range	32 to 158°F		(0°C to 70°C)
Vibration	10	gRMS	20 to 2000Hz
Shock	100	g	11 milliseconds
Life (Dynamic Pressure Cycle)	10 x 10 ⁶		cycles
Mechanical ⁽¹⁾			
Weight	0.06	lb	(28 g) NPI-15A-XXX
	0.10	lb	(47 g) NPI-15B/H/J-XXX
Media Compatibility	All corrosive media compatible with 316L stainless steel		
Case and Diaphragm Material 316L stainless steel			
Recommended O-Ring Type A: 0.472 in (12 mm) ID x 0.059 in (1.5 mm) wall			
Type B: 2-013 per ISO 3601/1			
Parameter	Units	Min. Typical	Max. Notes
Performance Parameters 500, 1,000, 3,000, & 35,000 psi (Note 1,8)			
Full Scale Output	mV	99 100 101	2
Linearity	%FSO	-0.35 0.1 0.35	3
Hysteresis and Repeatability			
Repeatability	%FSO	-0.05 0.01 0.05	
Thermal Accuracy of Offset			
Thermal Accuracy of Offset	%FSO	-1.0 0.2 1.0	4
Thermal Accuracy of FSO			
Thermal Accuracy of FSO	%FSO	-0.75 -0.2 0.75	4
Thermal Hysteresis			
Thermal Hysteresis	%FSO	-0.2 ±0.1 0.2	5
Short-Term Stability of Offset			
Short-Term Stability of Offset	μV/V	5	6
Short-Term Stability of FSO			
Short-Term Stability of FSO	μV/V	5	6
Long-Term Stability of Offset			
Long-Term Stability of Offset	%FSO	0.1	7
Long-Term Stability of FSO			
Long-Term Stability of FSO	%FSO	0.1	7

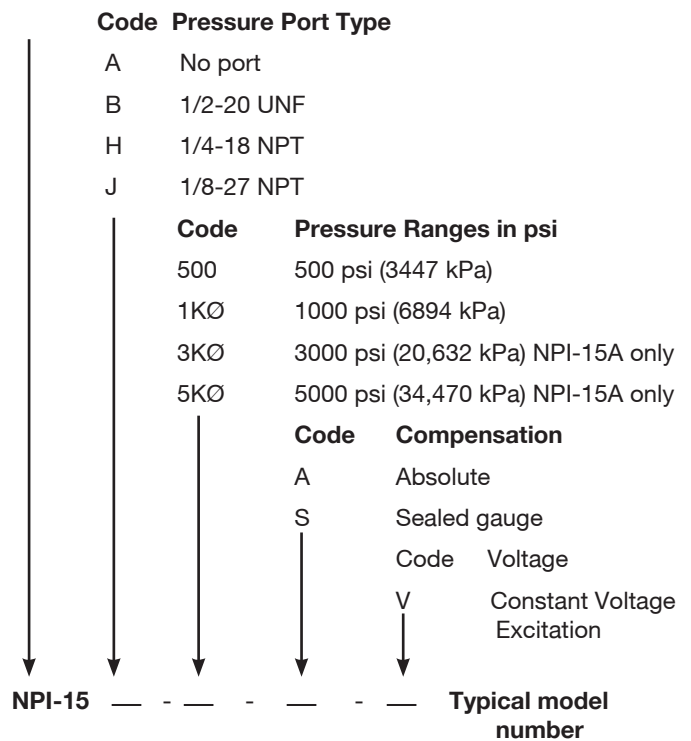
- Performance with offset, thermal accuracy of offset and thermal accuracy of FSO compensation resistors.
- FSO with 10 VDC.
- Linearity by best fit straight line.
- 32°F to 158°F (0°C to 70°C) with reference to 77°F (25°C).
- 32°F to 158°F (0°C to 70°C), by design.
- Normalized offset/bridge voltage_100 hours, typical value, not tested in production.
- One year, typical value, not tested in production
- All values measured at 77°F (25°C) and at 10 VDC, unless otherwise noted.
- Reduced performance outside compensation range, not tested in production.

Warranty

NovaSensor warrants its products against defects in material and workmanship for 12 months from the date of shipment. Products not subjected to misuse will be repaired or replaced. NovaSensor reserves the right to make changes without further notice to any products herein. NovaSensor makes no warranty, representation or guarantee regarding the suitability of its products for any particular application, nor does NovaSensor assume any liability arising out of the application or use of any product or circuit and specifically disclaims and all liability without limitation consequential or incidental damages. The foregoing warranties are exclusive and in lieu of all other warranties, whether written, oral, implied or statutory. No Implied statutory warranty of merchantability or fitness for particular purpose shall apply.

Ordering Information

NPI-15



Amphenol

Advanced Sensors

www.amphenol-sensors.com

© 2019 Amphenol Corporation. All Rights Reserved. Specifications are subject to change without notice. Other company names and product names used in this document are the registered trademarks or trademarks of their respective owners.

Mouser Electronics

Authorized Distributor

Click to View Pricing, Inventory, Delivery & Lifecycle Information:

Amphenol:

[NPI-15A-3K0AV](#) [NPI-15A-3K0SV](#) [NPI-15B-500AV](#) [NPI-15A-500SV](#) [NPI-15B-500SV](#) [NPI-15A-500AV](#) [NPI-15J-1K0SV](#) [NPI-15H-1K0SV](#) [NPI-15H-1K0AV](#) [NPI-15J-1K0AV](#) [NPI-15B-1K0SV](#) [NPI-15A-1K0SV](#) [NPI-15A-1K0AV](#) [NPI-15B-1K0AV](#) [NPI-15H-500AV](#) [NPI-15J-500AV](#) [NPI-15J-500SV](#) [NPI-15H-500SV](#) [NPI-15A-5K0SV](#) [NPI-15A-5K0AV](#)



Компания «ЭлектроПласт» предлагает заключение долгосрочных отношений при поставках импортных электронных компонентов на взаимовыгодных условиях!

Наши преимущества:

- Оперативные поставки широкого спектра электронных компонентов отечественного и импортного производства напрямую от производителей и с крупнейших мировых складов;
- Поставка более 17-ти миллионов наименований электронных компонентов;
- Поставка сложных, дефицитных, либо снятых с производства позиций;
- Оперативные сроки поставки под заказ (от 5 рабочих дней);
- Экспресс доставка в любую точку России;
- Техническая поддержка проекта, помощь в подборе аналогов, поставка прототипов;
- Система менеджмента качества сертифицирована по Международному стандарту ISO 9001;
- Лицензия ФСБ на осуществление работ с использованием сведений, составляющих государственную тайну;
- Поставка специализированных компонентов (Xilinx, Altera, Analog Devices, Intersil, Interpoint, Microsemi, Aeroflex, Peregrine, Syfer, Eurofarad, Texas Instrument, Miteq, Cobham, E2V, MA-COM, Hittite, Mini-Circuits, General Dynamics и др.);

Помимо этого, одним из направлений компании «ЭлектроПласт» является направление «Источники питания». Мы предлагаем Вам помощь Конструкторского отдела:

- Подбор оптимального решения, техническое обоснование при выборе компонента;
- Подбор аналогов;
- Консультации по применению компонента;
- Поставка образцов и прототипов;
- Техническая поддержка проекта;
- Защита от снятия компонента с производства.



Как с нами связаться

Телефон: 8 (812) 309 58 32 (многоканальный)

Факс: 8 (812) 320-02-42

Электронная почта: org@eplast1.ru

Адрес: 198099, г. Санкт-Петербург, ул. Калинина, дом 2, корпус 4, литера А.