

Feed-through terminal block - MTTB 1,5 - 1414129

Please be informed that the data shown in this PDF Document is generated from our Online Catalog. Please find the complete data in the user's documentation. Our General Terms of Use for Downloads are valid (<http://download.phoenixcontact.com>)




Feed-through terminal block, Cross section: 0.14 mm² - 1.5 mm², AWG: 26 - 16, Connection type: Screw connection, Width: 4.2 mm, Color: gray, Mounting type: NS 15, NS 35/7.5, NS 35/15

Why buy this product

- Design width of just 4.2 mm
- Nominal cross section of 1.5 mm²
- Snap-on foot for NS 15 and NS 35 DIN rails
- Wide range of labeling options
- Bridging option on both levels

Key commercial data

Packing unit	1
Minimum order quantity	50
Catalog page	Page 513 (CL1-2011)
GTIN	 4 017918 105419
Custom tariff number	85369010
Country of origin	TURKEY

Technical data

General

Number of levels	2
Number of connections	4
Color	gray
Insulating material	PA
Inflammability class according to UL 94	V0

Dimensions

Width	4.2 mm
Length	44 mm
Height NS 35/7.5	41 mm
Height NS 35/15	48.5 mm

Technical data

Rated surge voltage	4 kV
---------------------	------

Feed-through terminal block - MTTB 1,5 - 1414129

Technical data

Technical data

Pollution degree	3
Surge voltage category	III
Insulating material group	I
Connection in acc. with standard	IEC 60947-7-1
Nominal current I _N	17.5 A
Nominal voltage U _N	400 V
Open side panel	ja

Connection data

Conductor cross section solid min.	0.14 mm ²
Conductor cross section solid max.	1.5 mm ²
Conductor cross section stranded min.	0.14 mm ²
Conductor cross section stranded max.	1.5 mm ²
Conductor cross section AWG/kcmil min.	26
Conductor cross section AWG/kcmil max	16
Conductor cross section stranded, with ferrule without plastic sleeve min.	0.25 mm ²
Conductor cross section stranded, with ferrule without plastic sleeve max.	0.75 mm ²
Conductor cross section stranded, with ferrule with plastic sleeve min.	0.25 mm ²
Conductor cross section stranded, with ferrule with plastic sleeve max.	0.75 mm ²
2 conductors with same cross section, solid min.	0.14 mm ²
2 conductors with same cross section, solid max.	0.5 mm ²
2 conductors with same cross section, stranded min.	0.14 mm ²
2 conductors with same cross section, stranded max.	0.5 mm ²
2 conductors with same cross section, stranded, ferrules without plastic sleeve, min.	0.25 mm ²
2 conductors with same cross section, stranded, ferrules without plastic sleeve, max.	0.34 mm ²
Connection method	Screw connection
Stripping length	6 mm
Internal cylindrical gage	A 1
Screw thread	M2
Tightening torque, min	0.22 Nm
Tightening torque max	0.25 Nm

Classifications

eClass

eCl@ss 4.0	27141118
eCl@ss 4.1	27141118
eCl@ss 5.0	27141118
eCl@ss 5.1	27141118

Feed-through terminal block - MTTB 1,5 - 1414129

Classifications

eclass

eCl@ss 6.0	27141120
eCl@ss 7.0	27141120

etim

ETIM 2.0	EC000897
ETIM 3.0	EC000897
ETIM 4.0	EC000897

unspsc

UNSPSC 6.01	30211811
UNSPSC 7.0901	39121410
UNSPSC 11	39121410
UNSPSC 12.01	39121410
UNSPSC 13.2	39121410

Approvals

Approvals


Approvals


CSA / UL Recognized / GOST / LR / GL / BV / DNV / GOST

Ex Approvals

Approvals submitted

Approval details





CSA 	
mm ² /AWG/kcmil	28-14
Nominal current I _N	15 A
Nominal voltage U _N	300 V

UL Recognized 	
mm ² /AWG/kcmil	30-14

Feed-through terminal block - MTTB 1,5 - 1414129

Approvals

Nominal current I _N	15 A
Nominal voltage U _N	300 V



Accessories

Accessories

Assembly

DIN rail - NS 35/ 7,5 UNPERF 2000MM - 0801681



DIN rail, material: Steel, unperforated, height 7.5 mm, width 35 mm, length: 2 m

DIN rail perforated - NS 35/ 7,5 PERF 2000MM - 0801733



DIN rail, material: steel galvanized and passivated with a thick layer, perforated, height 7.5 mm, width 35 mm, length: 2000 mm

Feed-through terminal block - MTTB 1,5 - 1414129

Accessories

DIN rail - NS 35/ 7,5 CU UNPERF 2000MM - 0801762



DIN rail, material: Copper, unperforated, height 7.5 mm, width 35 mm, length: 2 m

DIN rail - NS 15 AL PERF 2000MM - 1401763



DIN rail, material: Aluminum, perforated, height 5.5 mm, width 15 mm, length: 2 m

DIN rail - NS 15 UNPERF 2000MM - 1401695



DIN rail, material: Steel, unperforated, height 5.5 mm, width 15 mm, length: 2 m

DIN rail perforated - NS 15 PERF 2000MM - 1401682



DIN rail, material: steel galvanized and passivated with a thick layer, perforated, height 5.5 mm, width 15 mm, length: 2000 mm

End clamp - CLIPFIX 35 - 3022218



Snap-on end bracket, for 35 mm NS 35/7.5 or NS 35/15 DIN rail, can be fitted with Zack strip ZB 8 and ZB 8/27, terminal strip marker KLM 2 and KLM, width: 9.5 mm, color: gray

End clamp - E/MBK - 1401637



End clamp, width: 6.2 mm, color: gray

Feed-through terminal block - MTTB 1,5 - 1414129

Accessories

End clamp - E/UK 1 - 1201413



End clamps, for supporting the ends of double-level and three-level terminal blocks, width: 10 mm, color: gray

Spacer plate - DP-MTTB 1,5 - 3002681



Spacer plate, Length: 44 mm, Width: 2 mm, Color: gray

End cover - DG-MTTB 1,5 - 3002678



End cover, Length: 44 mm, Width: 2 mm, Color: gray

End cover - D-MTTB 1,5 - 3002665



End cover, Length: 44 mm, Width: 1 mm, Color: gray

Bridges

Fixed bridge - FBRN 4-4 N - 3001569



Fixed bridge, Number of positions: 4, Color: aluminum

Feed-through terminal block - MTTB 1,5 - 1414129

Accessories

Fixed bridge - FBRN 5-4 N - 3001572



Fixed bridge, Number of positions: 5, Color: aluminum

Fixed bridge - FBRN 6-4 N - 3001585



Fixed bridge, Number of positions: 6, Color: aluminum

Fixed bridge - FBRN 7-4 N - 3001598



Fixed bridge, Number of positions: 7, Color: aluminum

Fixed bridge - FBRN 8-4 N - 3001608



Fixed bridge, Number of positions: 8, Color: aluminum

Fixed bridge - FBRN 10-4 N - 3001624



Fixed bridge, Number of positions: 10, Color: silver

Fixed bridge - FBRN 20-4 N - 3001637



Fixed bridge, Number of positions: 20, Color: aluminum

Feed-through terminal block - MTTB 1,5 - 1414129

Accessories

Marking

Flat zack marker sheet - ZBFM 4 CUS - 0825034



Flat zack marker sheet, Sheet, white, Labeled according to customer specifications, Mounting type: Snap into flat marker groove, For terminal block width: 4.2 mm, Lettering field: 4.2 x 5.2 mm

Tools


Screwdriver - SZS 0,4X2,5 VDE - 1205037



Screwdriver, bladed, VDE insulated, size: 0.4 x 2.5 x 80 mm, 2-component grip, with non-slip grip

Drawings

Circuit diagram





Компания «ЭлектроПласт» предлагает заключение долгосрочных отношений при поставках импортных электронных компонентов на взаимовыгодных условиях!

Наши преимущества:

- Оперативные поставки широкого спектра электронных компонентов отечественного и импортного производства напрямую от производителей и с крупнейших мировых складов;
- Поставка более 17-ти миллионов наименований электронных компонентов;
- Поставка сложных, дефицитных, либо снятых с производства позиций;
- Оперативные сроки поставки под заказ (от 5 рабочих дней);
- Экспресс доставка в любую точку России;
- Техническая поддержка проекта, помощь в подборе аналогов, поставка прототипов;
- Система менеджмента качества сертифицирована по Международному стандарту ISO 9001;
- Лицензия ФСБ на осуществление работ с использованием сведений, составляющих государственную тайну;
- Поставка специализированных компонентов (Xilinx, Altera, Analog Devices, Intersil, Interpoint, Microsemi, Aeroflex, Peregrine, Syfer, Eurofarad, Texas Instrument, Miteq, Cobham, E2V, MA-COM, Hittite, Mini-Circuits, General Dynamics и др.);

Помимо этого, одним из направлений компании «ЭлектроПласт» является направление «Источники питания». Мы предлагаем Вам помощь Конструкторского отдела:

- Подбор оптимального решения, техническое обоснование при выборе компонента;
- Подбор аналогов;
- Консультации по применению компонента;
- Поставка образцов и прототипов;
- Техническая поддержка проекта;
- Защита от снятия компонента с производства.



Как с нами связаться

Телефон: 8 (812) 309 58 32 (многоканальный)

Факс: 8 (812) 320-02-42

Электронная почта: org@eplast1.ru

Адрес: 198099, г. Санкт-Петербург, ул. Калинина, дом 2, корпус 4, литера А.